



**AGENDA  
ADMINISTRATION AND FINANCE COMMITTEE**

**John Zaitz  
Tim Brown**

**March 1, 2016  
8:00 a.m.**

**Canyon Lake Council Chambers  
31516 Railroad Canyon Road  
Canyon Lake, CA 92587**

1. Call to Order
2. Pledge of Allegiance
3. Roll Call
4. Public Comments
5. Accept Meeting Minutes
  - 5.1 Meeting Minutes February 02, 2016
6. Review of February 3, 2016 City Council Meeting Agenda – Recommendations to Council
  - a. Claims and Demands
  - b. Credit Card Review
7. Investment Report
8. Update Regarding Utility Users Tax Collected to Date
9. Discussion Period with New Public Works, Engineering, Building and Planning Consultant Firm.
10. Committee Member Comments
11. Staff Comments
12. Adjournment

**Next Meeting Date: April 5, 2016**



**MINUTES**  
**REGULAR MEETING OF THE CANYON LAKE**  
**ADMINISTRATION AND FINANCE COMMITTEE**  
**Tuesday, February 2, 2016 8:00 a.m.**

**Canyon Lake Council Chambers**  
**31516 Railroad Canyon Road**  
**Canyon Lake, CA 92587**

**1. Call to Order**

Committee Chair John Zaitz called the meeting to order at 8:00 a.m.

**2. Pledge of Allegiance**

Committee Chair John Zaitz led the flag salute.

**3. Roll Call**

Present: Committee Chair John Zaitz  
Committee Member Tim Brown

**4. Public Comments**

This item was addressed.

**5. Accept Meeting Minutes**

**5.1 Meeting Minutes January 5, 2016**

The meeting minutes for January 5, 2016 were accepted as presented.

**6. Review of February 3, 2016 City Council Meeting Agenda – Recommendations to Council**

**a. Claims and Demands**

This item was addressed.

**b. Credit Card Review**

This item was addressed.

**7. November and December Financial Statements**

This item was addressed.

**8. December Investment Report**

This item was addressed.

**9. Update Regarding Utility Users Tax Collected to Date**

This item was addressed.

**10. Review Mid-Year Budget Adjustments**

This item was addressed.

**11. Discussion Period with New Public Works, Engineering, Building and Planning Consultant Firm**

This item was addressed.

**12. Review of Fiscal Year 2014/2015 Annual Financial Report**

This item was addressed.

**13. Committee Member Comments**

This item was addressed.

**14. Staff Comments**

This item was addressed.

**15. Adjournment**

The meeting was adjourned at 9:21 a.m.

Respectfully submitted,

---

Ariel M Hall  
City Clerk

City of Canyon Lake  
City Council  
Staff Report

**TO:** Mayor and City Council  
**FROM:** Michelle Gomez, Accountant  
**DATE:** March 2, 2016  
**SUBJECT:** List of Demands

---

**Recommendation:**

That the City Council adopts a resolution entitled: RESOLUTION NO. 2016-06

A RESOLUTION OF THE CITY COUNCIL OF THE  
CITY OF CANYON LAKE ALLOWING CERTAIN  
CLAIMS AND DEMANDS AS SET FORTH IN EXHIBIT A

**Background:**

All claims and demands are reported and summarized for review and approval by the City Council on a routine basis at each City Council meeting. The attached claims represent the paid claims and demands since the City Council meeting of February 3, 2016.

**Budget (or Fiscal) Impact:**

All claims and demands are paid from appropriated funds or authorized resources of the City and have been recorded in accordance with the City's policies.

**Attachments:**

Resolution  
List of Demands

**RESOLUTION NO. 2016-06**

**A RESOLUTION OF THE CITY COUNCIL OF THE CITY OF CANYON LAKE, CALIFORNIA, ALLOWING CERTAIN CLAIMS AND DEMANDS AS SET FORTH IN EXHIBIT A**

The City Council of the City of Canyon Lake does hereby resolve as follows:

Demands are approved as shown on the Demand\Warrant Register of March 2nd, in the amount of \$462,119.59 as follows:

Payroll Earnings (Gross)	\$	29,003.43	(2nd Half of January & 1st Half of February)
Payroll Taxes - Employer	\$	1,419.47	(2nd Half of January & 1st Half of February)
On-line Retirement		2,910.64	(2nd Half of January & 1st Half of February)
On-line Health		126.03	(For the Month of February)
General		428,660.02	
TOTAL		<u>\$ 462,119.59</u>	

PASSED, APPROVED AND ADOPTED this 2nd day of March 2016.

---

Mayor, Timothy Brown

ATTEST:

---

Ariel M. Hall, City Clerk

State of California  
County of Riverside ) ss  
City of Canyon Lake )

I, Ariel M. Hall, City Clerk of the City of Canyon Lake, California, DO HEREBY CERTIFY, that the foregoing is a true and correct copy of the Resolution No. 2016-06 adopted by the City Council of the City of Canyon Lake, California, at a regular meeting thereof, held on March 2, 2016, by the following vote:

AYES:  
NOES:  
ABSTAIN:  
ABSENT:

---

Ariel M. Hall, City Clerk

**City of Canyon Lake**  
**Check/Voucher Register - Council Report - Expenditures**  
**From 2/1/2016 Through 2/29/2016**

Check Num...	Matching Docum... Date	Vendor Name	Transaction Description	Check Amount	Fund Code	Fund Short Title
22204	2/4/2016	DAVID HOFFER	Refund for Citation Nuisance Defined	0.00	10	GENERAL
Total 22204	2/4/2016			0.00		
22205	2/4/2016	DAVID HOFFER	Refund for Citation Nuisance Defined	503.50	10	GENERAL
Total 22205	2/4/2016			503.50		
22206	2/10/2016	AMERICAN FORENSIC NURSES LLC	BLOOD DRAW	40.00	10	GENERAL
Total 22206	2/10/2016			40.00		
22207	2/10/2016	Canyon Lake Property Owners Assoc.	POSTAGE FOR JAN 2016	204.19	10	GENERAL
Total 22207	2/10/2016			204.19		
22208	2/10/2016	Corelogic Information Solutions, INC.	PROPERTY DETAIL REPORT JANUARY 2016	7.50	10	GENERAL
Total 22208	2/10/2016			7.50		
22209	2/10/2016	Cota Cole LLP	ATTORNEY SERVICES JAN 2016	8,006.33	10	GENERAL
Total 22209	2/10/2016			8,006.33		
22210	2/10/2016	CTAI PACIFIC GREENSCAPE	LANDSCAPE MAINT JANUARY 2016	5,200.00	20	GAS TAX
Total 22210	2/10/2016			5,200.00		
22211	2/10/2016	DATA TICKET	HEARING DECISION 101920 DEC 2015	300.00	10	GENERAL



**City of Canyon Lake**  
**Check/Voucher Register - Council Report - Expenditures**  
**From 2/1/2016 Through 2/29/2016**

Check Num...	Matching Docum... Date	Vendor Name	Transaction Description	Check Amount	Fund Code	Fund Short Title
Total 22211	2/10/2016			300.00		
22212	2/3/2016	STATE OF CA DEPT. OF JUSTICE	FINGERPRINT JAN 2016	96.00	10	GENERAL
Total 22212	2/3/2016			96.00		
22213	2/10/2016	ELSINORE VALLEY MUNI WATER DIS	BILLING PERIOD 12/22 - 1/22	222.32	10	GENERAL
22213	2/10/2016	ELSINORE VALLEY MUNI WATER DIS	BILLING PERIOD 12/22 - 1/22	368.47	20	GAS TAX
Total 22213	2/10/2016			590.79		
22214	2/10/2016	Executive Cleaning Services, LLC	CLEANING SERVICES FEB 2016	925.00	10	GENERAL
Total 22214	2/10/2016			925.00		
22215	2/10/2016	THE GAS COMPANY	BILLING PERIOD 12/31 - 2/2	182.78	10	GENERAL
Total 22215	2/10/2016			182.78		
22216	2/10/2016	Ariel Hall	EDUCATION EXPENSE REIMB	171.00	10	GENERAL
Total 22216	2/10/2016			171.00		
22217	2/10/2016	Moreno General Services, Inc.	RE-SECURE PROPERTY, INSTALL PADDLOCKS	250.00	10	GENERAL
Total 22217	2/10/2016			250.00		
22218	2/10/2016	NEXTEL COMMUNICATIONS	BILLING PERIOD 12/25 - 1/24	206.62	10	GENERAL
Total 22218	2/10/2016			206.62		

**City of Canyon Lake**  
 Check/Voucher Register - Council Report - Expenditures  
 From 2/1/2016 Through 2/29/2016

Check Numb...	Matching Docum... Date	Vendor Name	Transaction Description	Check Amount	Fund Code	Fund Short Title
22219	2/10/2016	JOHN REGUS	LIBRARY LEASE APRIL 2016	983.45	10	GENERAL
Total 22219	2/10/2016			983.45		
22220	2/10/2016	JOHN REGUS	SMALL CONFERENCE ROOM MARCH 2016	250.00	10	GENERAL
Total 22220	2/10/2016			250.00		
22221	2/10/2016	RIV. CO. SHERIFF'S DEPT., Acctg & Fin	SHERIFFS CONTRACT 11/12 - 12/9	106,680.67	10	GENERAL
Total 22221	2/10/2016			106,680.67		
22222	2/10/2016	Round Up Jr. Mart	FUEL FOR CODE ENFORCEMENT VEHICLES	1,309.56	10	GENERAL
Total 22222	2/10/2016			1,309.56		
22223	2/10/2016	SOUTHERN CALIFORNIA EDISON	BILLING PERIOD 12/30 - 1/29	445.11	20	GAS TAX
Total 22223	2/10/2016			445.11		
22224	2/10/2016	STAPLES	OFFICE SUPPLIES	152.93	10	GENERAL
Total 22224	2/10/2016			152.93		
22225	2/10/2016	STATE COMP. INS. FUND	WORKERS COMP MARCH 2016	1,152.75	10	GENERAL
Total 22225	2/10/2016			1,152.75		
22226	2/10/2016	TRI LAKE CONSULTANTS, INC.	ENGINEERING SERVICES DEC 2015	287.50	10	GENERAL

**City of Canyon Lake**  
 Check/Voucher Register - Council Report - Expenditures  
 From 2/1/2016 Through 2/29/2016

Check Num...	Matching Docum... Date	Vendor Name	Transaction Description	Check Amount	Fund Code	Fund Short Title
Total 22226	2/10/2016			287.50		
22227	2/10/2016	XEROX	COPIER LEASE JANUARY 2016	823.02	10	GENERAL
Total 22227	2/10/2016			823.02		
22228	2/16/2016	Courtney Shurtleff	Courtney Shurtleff - Pay out of Vacation/Comp Time	1,897.28	10	GENERAL
Total 22228	2/16/2016			1,897.28		
22229	2/25/2016	ADVANCED IMPROVEMENTS INC.	REFUND BUSINESS LICENSE PAID TWICE	353.58	10	GENERAL
Total 22229	2/25/2016			353.58		
22230	2/25/2016	ANIMAL FRIENDS OF THE VALLEYS	ANIMAL CONTROL SERVICES DEC 2015	3,500.00	10	GENERAL
Total 22230	2/25/2016			3,500.00		
22231	2/25/2016	Aqua Pro Inc.	DRAIN & CLEAN OUT POOL AT INSPIRATION POINT	250.00	10	GENERAL
Total 22231	2/25/2016			250.00		
22232	2/25/2016	CANYON LAKE PEST CONTROL, Steven E. Young	PEST CONTROL STORAGE UNIT	90.00	10	GENERAL
Total 22232	2/25/2016			90.00		
22233	2/25/2016	DATA TICKET	JAN 2016 MONTHLY CITIATION PROCESSING	100.00	10	GENERAL

**City of Canyon Lake**  
 Check/Voucher Register - Council Report - Expenditures  
 From 2/1/2016 Through 2/29/2016

Check Numb...	Matching Docum... Date	Vendor Name	Transaction Description	Check Amount	Fund Code	Fund Short Title
22233	2/25/2016	DATA TICKET	NEW CITATIONS ENTERED & SSN REQUESTED	100.00	10	GENERAL
Total 22233	2/25/2016			200.00		
22234	2/25/2016	Jordan Ehrenkranz	REFUND OF BUSINESS LICENSE	41.00	10	GENERAL
Total 22234	2/25/2016			41.00		
22235	2/25/2016	ELSINORE VALLEY MUNI WATER DIS	BILLING PERIOD 12/21/15 - 1/21/16	105.63	10	GENERAL
Total 22235	2/25/2016			105.63		
22236	2/25/2016	FEDERAL EXPRESS	POSTAGE FEB 2016	26.51	10	GENERAL
Total 22236	2/25/2016			26.51		
22237	2/25/2016	FRIDAY FLYER	CANYON LAKE FIRE DEPT	132.00	10	GENERAL
22237	2/25/2016	FRIDAY FLYER	HOME BUYERS FIT CREDIT	65.55	10	GENERAL
22237	2/25/2016	FRIDAY FLYER	ORDINANCE NO. 165	88.50	10	GENERAL
22237	2/25/2016	FRIDAY FLYER	ORDINANCE NO. 166	90.40	10	GENERAL
22237	2/25/2016	FRIDAY FLYER	WIDEN EXISTING DRIVEWAY	34.50	10	GENERAL
Total 22237	2/25/2016			410.95		
22238	2/25/2016	GOLDING PUBLICATIONS	BUSINESS CARDS FOR PLANNING/BUILDING DEPT	264.60	10	GENERAL
Total 22238	2/25/2016			264.60		
22239	2/25/2016	MIG / HOGLE-IRELAND	PLANNING JAN 2016	4,915.00	10	GENERAL

**City of Canyon Lake**  
 Check/Voucher Register - Council Report - Expenditures  
 From 2/1/2016 Through 2/29/2016

Check Numb...	Matching Docum... Date	Vendor Name	Transaction Description	Check Amount	Fund Code	Fund Short Title
Total 22239	2/25/2016			4,915.00		
22240	2/25/2016	Joe's Hardware	3.5 METAL CHAIN FOR BLM	6.49	10	GENERAL
22240	2/25/2016	Joe's Hardware	RUBBER HOSE FOR SPECIAL ENFORCEMENT	35.90	10	GENERAL
Total 22240	2/25/2016			42.39		
22241	2/25/2016	CASH	PETTY CASH JAN & FEB 2016	141.43	10	GENERAL
Total 22241	2/25/2016			141.43		
22242	2/25/2016	Regional Conservation Authority	MSHCP FEE FEB 2016	3,904.00	50	AGENCY
Total 22242	2/25/2016			3,904.00		
22243	2/25/2016	RIVERSIDE COUNTY FIRE DEPT	FIRE PROTECTION SRVS OCT-DEC 2015	265,063.73	10	GENERAL
Total 22243	2/25/2016			265,063.73		
22244	2/25/2016	RIV. COUNTY FLOOD CONTROL	COST SHARING FY 15/16 SANTA ANA NPDES	3,932.11	10	GENERAL
Total 22244	2/25/2016			3,932.11		
22245	2/25/2016	COUNTY OF RIVERSIDE-TLMA	SLF JAN FY-16 COSTS	267.01	20	GAS TAX
Total 22245	2/25/2016			267.01		
22246	2/25/2016	SOUTHERN CALIFORNIA EDISON	BILLING PERIOD 1/22/16 - 2/22/16	36.95	10	GENERAL
22246	2/25/2016	SOUTHERN CALIFORNIA EDISON	BILLING PERIOD 1/15/16 - 2/16/16	1,006.88	10	GENERAL

**City of Canyon Lake**  
**Check/Voucher Register - Council Report - Expenditures**  
**From 2/1/2016 Through 2/29/2016**

Check Num...	Matching Docum... Date	Vendor Name	Transaction Description	Check Amount	Fund Code	Fund Short Title
22246	2/25/2016	SOUTHERN CALIFORNIA EDISON	BILLING PERIOD 1/15/16 - 2/16/16	215.01	20	GAS TAX
22246	2/25/2016	SOUTHERN CALIFORNIA EDISON	BILLING PERIOD 12/21/15 - 1/22/16	16.48	20	GAS TAX
22246	2/25/2016	SOUTHERN CALIFORNIA EDISON	BILLING PERIOD 1/11/16 - 2/9/16	203.69	20	GAS TAX
Total 22246	2/25/2016			1,479.01		
22247	2/25/2016	Special District Risk Management Authority	DENTAL INS MARCH 2016	92.09	10	GENERAL
Total 22247	2/25/2016			92.09		
22248	2/25/2016	Southwest Healthcare System	STANDARD REPORTING SART EXAM FOR SHERIFFS	900.00	10	GENERAL
Total 22248	2/25/2016			900.00		
22249	2/25/2016	Sparkletts	WATER SERVICE JAN 2016	11.21	10	GENERAL
Total 22249	2/25/2016			11.21		
22250	2/25/2016	STAPLES	OFFICE SUPPLIES/TONER	71.26	10	GENERAL
Total 22250	2/25/2016			71.26		
22251	2/25/2016	TelePacific Communications	PHONE SERVICE PERIOD 2/16/16 - 3/15/16	483.97	10	GENERAL
Total 22251	2/25/2016			483.97		
22252	2/25/2016	TRI LAKE CONSULTANTS, INC.	IN HOUSE CONSULTING/STAFF REPORT/CC ATTENDANCE	477.50	10	GENERAL
Total 22252	2/25/2016			477.50		


**City of Canyon Lake**  
 Check/Voucher Register - Council Report - Expenditures  
 From 2/1/2016 Through 2/29/2016

Check Num...	Matching Docum... Date	Vendor Name	Transaction Description	Check Amount	Fund Code	Fund Short Title
22253	2/25/2016	TWO BROS. LOCKSMITH	REKEY FIRE STATION DOORS	122.15	10	GENERAL
Total 22253	2/25/2016			122.15		
22254	2/25/2016	U. S. Bank	CM ADVERTISING, POSTAGE, OFFICE 365, COUNCIL SNACKS	1,072.51	10	GENERAL
Total 22254	2/25/2016			1,072.51		
22255	2/25/2016	VERIZON CALIFORNIA	FIOS INTERNET 2/10/16 - 3/9/16	150.00	10	GENERAL
Total 22255	2/25/2016			150.00		
22256	2/25/2016	VERIZON CALIFORNIA	PHONE 2/13/16 -3/12/16	179.46	10	GENERAL
Total 22256	2/25/2016			179.46		
22257	2/25/2016	VERIZON CALIFORNIA	PHONE 2/13/16 - 3/12/16	124.64	10	GENERAL
Total 22257	2/25/2016			124.64		
22258	2/25/2016	Verizon Wireless	IPAD SERVICE 2/4/16 - 3/3/16	239.10	10	GENERAL
Total 22258	2/25/2016			239.10		
22259	2/25/2016	WRCOG	TUMF FEES FOR FEB 2016	8,874.00	50	AGENCY
Total 22259	2/25/2016			8,874.00		
22260	2/25/2016	JOHN ZAITZ	INTERNET AND PHONE REIMBURSEMENT JAN 2016	100.00	10	GENERAL

**City of Canyon Lake**  
 Check/Voucher Register - Council Report - Expenditures  
 From 2/1/2016 Through 2/29/2016

Check Numb...	Matching Docum... Date	Vendor Name	Transaction Description	Check Amount	Fund Code	Fund Short Title
22260	2/25/2016	JOHN ZAITZ	INTERNET/PHONE & MILEAGE DEC 2015	109.20	10	GENERAL
Total 22260	2/25/2016			209.20		
Report Total				428,660.02		





**TRI LAKE**  
CONSULTANTS, INC.  
MUNICIPAL ENGINEERS

RECEIVED

FEB 08 2016

BY: RM

# INVOICE

DATE: January 15, 2016

INVOICE # 11482

**Remit Payment to:**

P.O. Box 606  
Perris, CA 92572-0606  
PH: (951) 943-6504

**BILL TO:**

City of Canyon Lake  
31516 Railroad Canyon Road  
Canyon Lake, CA 92587

Job # CL-001  
Job Name City of Canyon Lake -  
General Engineering

Service Period: 12/1/15 - 12/31/15

DESCRIPTION	HOURS	RATE	AMOUNT
City Engineer - Miscellaneous Engineering, Follow Up, Wall Site Visit with Contractor and Obtain Proposal from 3rd Contractor.	2.50	\$115.00	287.50
SUBTOTAL			\$ 287.50
MILEAGE			-
TOTAL			\$ 287.50

10-510-66610  
~~10-510-66610~~  
2/18/16

*Copies for City Council  
as directed by  
the Finance Committee*

**PAID**  
FEB 18 2016  
BY: RM


THANK YOU FOR YOUR BUSINESS!

RECEIVED

FEB 17 2016

BY: RM

# INVOICE



**TRI LAKE**  
CONSULTANTS, INC.  
MUNICIPAL ENGINEERS


DATE: December 7, 2015  
INVOICE # 188-1

**Remit Payment to:**  
P.O. Box 606  
Perris, CA 92572-0606  
PH: (951) 943-6504

**BILL TO:**

City of Canyon Lake  
31516 Railroad Canyon Road  
Canyon Lake, CA 92587

Job # CL-001  
Job Name City of Canyon Lake -  
General Engineering

DESCRIPTION	HOURS	RATE	AMOUNT
			\$ -
SUBTOTAL			\$ -
Reimbursables			477.50
TOTAL			\$ 477.50

**In House Consulting Including Staff Report  
Preparation and City Council Attendance by  
GG Resource Management & Eng., Inc.**

10-510-6610  
*[Handwritten signature]*  
2/18/16

THANK YOU FOR YOUR BUSINESS!

RECEIVED

FEB 22 2016

BY: RM

Invoice



MOORE IACOFANO GOLTSMAN, INC.

City of Canyon Lake  
31516 Railroad Canyon #101  
Canyon Lake, CA 92587

February 11, 2016  
Project No: 11815.00  
Invoice No: 0043082

Project 11815.00 Staffing Services, Canyon Lake

Professional Services from January 1, 2016 to January 31, 2016

Phase 004 Project Billable  
Professional Personnel

	Hours	Rate	Amount
Project Associate Brady, Russell	1.50	110.00	165.00
Project Associate Alvarez, David	10.50	100.00	1,050.00
Totals	12.00		1,215.00
<b>Total Labor</b>			<b>1,215.00</b>
<b>Total this Phase</b>			<b>\$1,215.00</b>

Phase 005 Non-project Billable 2015-2016  
Professional Personnel

	Hours	Rate	Amount
Project Associate Alvarez, David	37.00	100.00	3,700.00
Totals	37.00		3,700.00
<b>Total Labor</b>			<b>3,700.00</b>
<b>Total this Phase</b>			<b>\$3,700.00</b>
<b>Total this Invoice</b>			<b>\$4,915.00</b>

*Copies for City Council  
as directed by  
the Finance Committee*

10-350-6616  
2/24/16



Home Profile Reporting Person Information Education Other Organizations

Manage Reports Billing and Payments Payroll Schedule Member Requests Health Reconciliation

Common Tasks Name: City of Canyon Lake CalPERS ID: 3813045770

Menu **Payment Request Acceptance**

- Billing and Payments
- Super Funded Accounts
- Rate Plan Details
- Payment Accounts

**Your request for payment has been accepted.**

- Please print this page for your records.
- If you need to contact us with questions regarding this payment, please have your Payment Confirmation Number for faster access.
- Your payment will be reflected in your CalPERS account once the payment has been received by CalPERS.
- Your payment account may take longer to post, depending upon your Financial Institution. Once your payment is processed, CalPERS will send a confirmation email to the email address in your profile.

**Payment Setup Total**  
Total Payment Amount: \$1,433.08

**Payment Summary**

Payment Confirmation Number	Payment Authorization Date	Receivable ID	Receivable Description	Payment Method	Payment Account Nickname	Selected Payment Amount
1000658899	02/04/2016	100000014551452	Employer Contribution, Classic, 1684, CalPERS, 2015/2016	EFT - Debit	122234149	\$1,336.57
1000658900	02/04/2016	100000014554330	Employer Contribution, PEPR New, 26189, CalPERS, 2015/2016	EFT - Debit	122234149	\$96.51

*Handwritten signature and date: 2/4/16*



Home Profile Reporting Person Information Education Other Organizations

Manage Reports Billing and Payments Payroll Schedule Member Requests Health Reconciliation

Common Tasks Name: City of Canyon Lake CalPERS ID: 3813045770

Menu **Payment Request Acceptance**

Billing and Payments

Super Funded Accounts

Rate Plan Details

Payment Accounts

**Your request for payment has been accepted.**

- **Please print this page for your records.**
- If you need to contact us with questions regarding this payment, please have your Payment Confirmation Number for faster access.
- Your payment will be reflected in your CalPERS account once the payment has been received by CalPERS.
- Your payment account may take longer to post, depending upon your Financial Institution. Once your payment is processed, CalPERS will send a confirmation email to the email address in your profile.

**Payment Setup Total**  
Total Payment Amount: \$126.03

**Payment Summary**

Payment Confirmation Number	Payment Authorization Date	Receivable ID	Receivable Description	Payment Method	Payment Account Nickname	Selected Payment Amount
1000658884	02/04/2016	100000014692436	Employer Billing, Health - Medical	EFT - Debit	122234149	\$126.03

**Labor Distribution**

**City of Canyon Lake**  
Company (10756)

Check Date: 01/29/2016  
Process: 2016012901  
Period: 01/16/2016 to 01/31/2016

**Report Total**

Employees	13	Code	Earning	Hours	Amount	Code	Deduction	Amount	Code	Tax	Amount	Code	Tax	Amount	Code	Taxable	Amount	Code	Tax	Amount	Code	Taxable	Amount	
Female	7	125CO	125 Cash		1153.19	PTAXF	Pre-Tax P.	623.61	CA	California SI	14231.61	CAETT	CA Edu & Ti	12763.90	12763.90	12763.90	12.76							
Male	4	Comp	Comp Tin	1.00	21.00	PTXPE	Pre-Tax P.	48.30	CASDI	CA SDI - Eir	13403.52	CASUI	California SI	12763.90	12763.90	663.72	Gross							14903.52
		Hol	Holiday	28.50	199.50				FIIW	Federal Inco	14231.61	MED-R	Medicare - E	14903.52	14903.52	216.10	Tot Liab							15796.10
		Reg	Regular	218.25	13508.83				MED	Medicare	14903.52					216.11	Net Amt							11278.28
		Sick	Sick	4.00	21.00																			
<b>Total Earnings</b>				<b>251.75</b>	<b>14903.52</b>	<b>Total Deductions</b>		<b>671.91</b>	<b>Total Employee Taxes</b>							<b>2953.33</b>	<b>Total Employer Taxes</b>							<b>892.58</b>

*[Signature]*

Ariel M. Hall, Interim City Manager

2/4/16  
Date

Department: (30)Special Enforcement Team

Code	Earning	Hours	Amount	Code	Deduction	Amount	Code	Tax	Amount	Code	Tax	Amount	Taxable	Amount	Taxable	Amount	Taxable	Amount	Gross	Tot Liab	Net Amt	
Reg	Regular	21.50	556.42	CA	California SI	0.00	CA	CA	556.42	CA	CA	556.42	556.42	0.00	556.42	556.42	0.55	556.42	28.94	593.99	493.26	
Emp Id	83			CASDI	CA SDI - Err		CASDI	CA SDI - Err	5.01	CASUI	California SI	556.42	556.42	5.01	556.42	556.42	8.08	556.42	28.94	593.99	493.26	
Rate	25.8800			FITW	Federal Incoi		FITW	Federal Incoi	50.08	MED-R	Medicare - E	556.42	556.42	50.08	556.42	556.42	8.08	556.42	28.94	593.99	493.26	
				MED	Medicare		MED	Medicare	8.07			8.07										
<b>Total Earnings</b>		<b>21.50</b>	<b>556.42</b>	<b>Total Deductions</b>		<b>0.00</b>	<b>Total Employee Taxes</b>		<b>63.16</b>	<b>Total Employer Taxes</b>		<b>37.57</b>										
Reg	Regular	33.50	938.00	CA	California SI	0.00	CA	CA	938.00	CA	CA	938.00	938.00	13.33	938.00	938.00	0.94	938.00	48.78	938.00	1001.32	
Emp Id	70			CASDI	CA SDI - Err		CASDI	CA SDI - Err	8.44	CASUI	California SI	938.00	938.00	8.44	938.00	938.00	13.60	938.00	48.78	938.00	1001.32	
Rate	28.0000			FITW	Federal Incoi		FITW	Federal Incoi	107.31	MED-R	Medicare - E	938.00	938.00	107.31	938.00	938.00	13.60	938.00	48.78	938.00	1001.32	
				MED	Medicare		MED	Medicare	13.60			13.60										
<b>Total Earnings</b>		<b>33.50</b>	<b>938.00</b>	<b>Total Deductions</b>		<b>0.00</b>	<b>Total Employee Taxes</b>		<b>142.68</b>	<b>Total Employer Taxes</b>		<b>63.32</b>										
Reg	Regular	16.00	414.08	CA	California SI	0.00	CA	CA	414.08	CA	CA	414.08	414.08	25.00	414.08	414.08	0.41	414.08	21.53	414.08	414.08	
Emp Id	93			CASDI	CA SDI - Err		CASDI	CA SDI - Err	414.08	CASUI	California SI	414.08	414.08	3.73	414.08	414.08	21.53	414.08	21.53	414.08	414.08	
Rate	25.8800			FITW	Federal Incoi		FITW	Federal Incoi	414.08	MED-R	Medicare - E	414.08	414.08	132.03	414.08	414.08	6.00	414.08	6.00	414.08	414.08	
				MED	Medicare		MED	Medicare	6.01			6.01										
<b>Total Earnings</b>		<b>16.00</b>	<b>414.08</b>	<b>Total Deductions</b>		<b>0.00</b>	<b>Total Employee Taxes</b>		<b>166.77</b>	<b>Total Employer Taxes</b>		<b>27.94</b>										
Reg	Regular	38.50	1036.42	CA	California SI	0.00	CA	CA	1036.42	CA	CA	1036.42	1036.42	217.53	1036.42	1036.42	1.04	1036.42	53.89	1036.42	1106.38	
Emp Id	72			CASDI	CA SDI - Err		CASDI	CA SDI - Err	1036.42	CASUI	California SI	1036.42	1036.42	9.33	1036.42	1036.42	15.03	1036.42	15.03	1036.42	1106.38	
Rate	26.9200			FITW	Federal Incoi		FITW	Federal Incoi	1036.42	MED-R	Medicare - E	1036.42	1036.42	122.08	1036.42	1036.42	6.00	1036.42	6.00	1036.42	1106.38	
				MED	Medicare		MED	Medicare	15.03			15.03										
<b>Total Earnings</b>		<b>38.50</b>	<b>1036.42</b>	<b>Total Deductions</b>		<b>0.00</b>	<b>Total Employee Taxes</b>		<b>363.97</b>	<b>Total Employer Taxes</b>		<b>69.96</b>										

Department: (30)Special Enforcement Team Total

Code	Earning	Hours	Amount	Code	Deduction	Amount	Code	Tax	Amount	Code	Tax	Amount	Taxable	Amount	Taxable	Amount	Taxable	Amount	Gross	Tot Liab	Net Amt	
4	Reg	109.50	2944.92	CA	California SI	0.00	CA	CA	2944.92	CA	CA	2944.92	2944.92	255.86	2944.92	2944.92	2.94	2944.92	153.14	2944.92	2944.92	
Female				CASDI	CA SDI - Err		CASDI	CA SDI - Err	26.51	CASUI	California SI	2944.92	2944.92	26.51	2944.92	2944.92	153.14	2944.92	153.14	2944.92	2944.92	
Male				FITW	Federal Incoi		FITW	Federal Incoi	411.50	MED-R	Medicare - E	2944.92	2944.92	411.50	2944.92	2944.92	42.71	2944.92	42.71	2944.92	2944.92	
				MED	Medicare		MED	Medicare	42.71			42.71										
<b>Total Earnings</b>		<b>109.50</b>	<b>2944.92</b>	<b>Total Deductions</b>		<b>0.00</b>	<b>Total Employee Taxes</b>		<b>736.58</b>	<b>Total Employer Taxes</b>		<b>198.79</b>										

Report Total

Code	Earning	Hours	Amount	Code	Deduction	Amount	Code	Tax	Amount	Code	Tax	Amount	Taxable	Amount	Taxable	Amount	Taxable	Amount	Gross	Tot Liab	Net Amt	
8	125CO	28.50	1153.19	PTAXE	Pre-Tax P	636.11	CA	CA	13406.64	CA	CA	669.74	669.74	669.74	6083.83	6083.83	6.08	6083.83	316.36	14099.91	14099.91	
Female				PTXPE	Pre-Tax P	57.16	CASDI	CA SDI - Err	14099.91	CASUI	California SI	126.91	126.91	126.91	6083.83	6083.83	204.45	14099.91	204.45	14099.91	14099.91	
Male							FITW	Federal Incoi	13406.64	MED-R	Medicare - E	1813.54	1813.54	1813.54	14099.91	14099.91	204.45	14099.91	204.45	14099.91	14099.91	
							MED	Medicare	204.47			204.47										
<b>Total Earnings</b>		<b>289.25</b>	<b>14099.91</b>	<b>Total Deductions</b>		<b>693.27</b>	<b>Total Employee Taxes</b>		<b>2814.66</b>	<b>Total Employer Taxes</b>		<b>526.89</b>										

2/18/16  
Date

Arvel M. Hall, Interim City Manager

P.O. BOX 6343  
FARGO ND 58105-6343

RECEIVED

FEB 16 2016

RM

BY:



000000221 1 SP 0.500 106481388015795 P

CITY OF CANYON LAKE  
ATTN KEITH BRESKIN  
31516 RAILROAD CANYON RD  
CANYON LAKE, CA 92587-9400

ACCOUNT NUMBER 4246 0445 5568 4145  
STATEMENT DATE 02-08-2016  
AMOUNT DUE \$1,072.51  
NEW BALANCE \$1,072.51  
PAYMENT DUE ON RECEIPT

AMOUNT ENCLOSED  
\$

Please make check payable to "U.S. Bank"

U.S. BANK CORPORATE PAYMENT SYSTEM  
P.O. BOX 790428  
ST. LOUIS, MO 63179-0428

4246044555684145 000107251 000107251

U S BANK Statement dated 2/8/2016

ITEM #	CREDITOR	DESCRIPTION	AMOUNT	ACCOUNT
1	So Cal Sandbags, Inc.	Sandbags/Zip Ties	\$ 345.60	10-425-6220
2	Amazon Marketplace	Light Bulbs	\$ 239.43	10-550-6610
3	MSFT	Office 365 Monthly Fee	\$ 237.50	10-310-6610
4	California City News	Job Advertisement for City Manager	\$ 195.00	10-310-6220
5	Stater Bros	Council Snacks	\$ 54.98	10-100-6510
			<b>\$ 1,072.51</b>	
<b>Account Breakdown</b>				
	City Manager Advertising	10-310-6220	\$ 195.00	
	Professional/Specialized Services	10-310-6610	\$ 237.50	
	City Council Snacks/City Council Conference/Meeting/Travel Exp	10-100-6510	\$ 54.98	
	Postage	10-310-6210		
	City Manager Conference/Meeting/Travel Exp	10-310-6510		
	Sandbags	10-425-6220	\$ 345.60	
	Building Maint.	10-550-6610	\$ 239.43	
	Veterans Day	10-100-6830		
			<b>\$ 1,072.51</b>	
			Check Figure \$	-

*Copies for City Council  
as directed by  
the Finance Committee*





Home Profile Reporting Person Information Education Other Organizations  
 Manage Reports Billing and Payments Payroll Schedule Member Requests Health Reconciliation

**Common Tasks** **Name:** City of Canyon Lake **CalPERS ID:** 3813045770

**Menu**   
[Billing and Payments](#)  
[Super Funded Accounts](#)  
[Rate Plan Details](#)  
[Payment Accounts](#)

**Payment Request Acceptance**

**Your request for payment has been accepted.**

- **Please print this page for your records.**
- If you need to contact us with questions regarding this payment, please have your Payment Confirmation Number for faster access.
- Your payment will be reflected in your CalPERS account once the payment has been received by CalPERS.
- Your payment account may take longer to post, depending upon your Financial Institution. Once your payment is processed, CalPERS will send a confirmation email to the email address in your profile.

**Payment Setup Total**

**Total Payment Amount: \$1,477.56**

**Payment Summary**

Payment Confirmation Number	Payment Authorization Date	Receivable ID	Receivable Description	Payment Method	Payment Account Nickname	Selected Payment Amount
1000667464	02/24/2016	100000014551452	Employer Contribution, Classic, 1684, CalPERS, 2015/2016	EFT - Debit	122234149	\$1,363.35
1000667465	02/24/2016	100000014554330	Employer Contribution, PEPRA New, 26189, CalPERS, 2015/2016	EFT - Debit	122234149	\$114.21

© Copyright 2016 CalPERS | [Conditions of Use](#) | [Accessibility](#)

Build: v5.7 Baseline: 160125\_070919\_v5.7\_int.6073 UID: 318

*de [signature]*  
2/24/16

RECEIVED

FEB 16 2016

BY: RM

CITY OF CANYON LAKE  
31516 RAILROAD CANYON RD  
CANYON LAKE CA 92587

STATEMENT FOR THE PERIOD FROM 01/01/2016 TO 01/31/2016  
ACCOUNT 1035003119

THIS IS YOUR REPORT OF INVESTMENTS AND TRANSACTIONS FOR THE PERIOD. INCLUDED IN THE REPORT ARE

\* PORTFOLIO: SUMMARY GRAPHICAL DISPLAY WITH MARKET VALUE & PERCENT

\* ACTIVITY SUMMARY: MARKET VALUE WITH TRANSACTION SUMMARY

\* PORTFOLIO STATEMENT: A LISTING OF COST AND MARKET VALUE OF ASSETS HELD IN THE PORTFOLIO

COST BASIS APPLICABLE FOR CALCULATING CAPITAL GAINS AND LOSSES.  
MARKET VALUE IS THE CURRENT VALUE OF EACH ASSET FOR MOST STOCKS AND BONDS.  
MARKETS ARE THE CLOSING PRICES ON THE LAST TRADING DAY OF THE PERIOD.

\* TRANSACTION STATEMENT: A COMPLETE LISTING FOR THE PERIOD GROUPED BY TRANSACTION TYPE.

\* DISCLOSURES: CITIZENS BUSINESS BANK MAY RECEIVE RESEARCH AND OTHER BENEFITS FROM BROKER DEALERS WHICH MAY BE CONSIDERED COMPENSATION TO US. UPON REQUEST WE WILL DISCLOSE DETAILS OF ANY COMPENSATION RECEIVED.

\* TO TRUST BENEFICIARIES: UNDER SECTION 17200 OF CALIFORNIA PROBATE CODE, YOU MAY PETITION THE COURT TO OBTAIN A COURT REVIEW OF THE ACCOUNT AND THE ACTS OF THE TRUSTEE. CLAIMS AGAINST THE TRUSTEE FOR BREACH OF TRUST MUST BE MADE WITHIN THREE YEARS FROM THE DATE OF RECEIPT OF AN ACCOUNTING OR OTHER REPORT DISCLOSING FACTS GIVING RISE TO THE CLAIM.

# CITIZENSTRUST™ Account Summary Statement




Statement Period: Jan 01, 2016 Through Jan 31, 2016

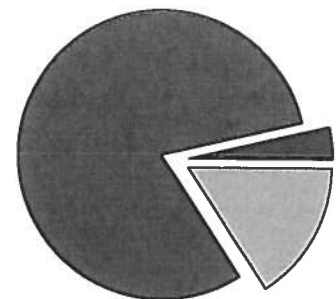


CITY OF CANYON LAKE  
31516 RAILROAD CANYON RD  
CANYON LAKE, CA 92587

Account Name:	CITY OF CANYON LAKE CITIZENS BUSINESS BANK
Account Number:	1035003119
Your Relationship Manager Is:	ROBERT SWAN
Phone:	909-483-4390

## Investment Portfolio Summary

Market Value As Of	01/01/2016	01/31/2016	% Of Account
 CASH & CASH EQUIVALENTS	97,590.49	97,680.55	3.7%
 FIXED INCOME	2,095,012.00	2,103,833.45	80.5%
 MISCELLANEOUS	405,692.57	412,731.33	15.8%
<b>Total</b>	<b>2,598,295.06</b>	<b>2,614,245.33</b>	<b>100.0%</b>



## Activity Summary

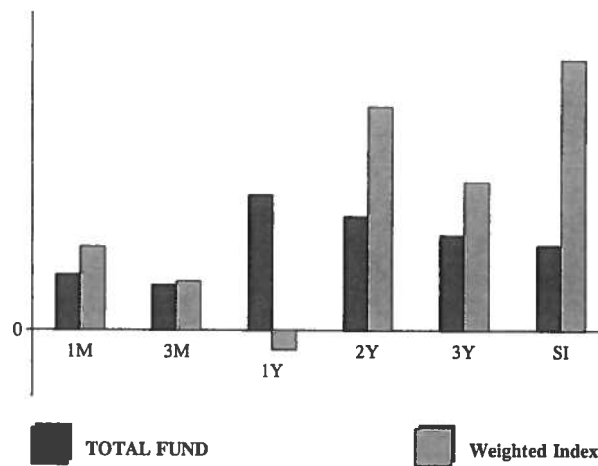
	This Period	Year To Date	Realized Capital Gains / Losses	
			This Period	Year To Date
Beginning Market Value	2,598,295.06	2,598,295.06		
Income	937.05	937.05		
Fees	846.99-	846.99-		
Cash Management	90.06-	90.06-		
Change In Market Value	15,950.27	15,950.27		
Ending Market Value	2,614,245.33	2,614,245.33		
			<b>Total Gains / Losses</b>	<b>0.00      0.00</b>

Statement Period: Jan 01, 2016 Through Jan 31, 2016

## Performance Summary - Total Returns

	Market Value	1 Month	3 Months	1 Year	2 Years	3 Years	Since Inception 03/01/2010
TOTAL FUND	2,614,245	0.74	0.60	1.81	1.52	1.27	1.13
Return On Indexes Weighted Index		1.11	0.65	0.26-	2.99	1.98	3.62
Return On Indexes Fixed GT (95% FX / 5% C)		0.93	0.54	1.00	1.43	1.16	1.78

Return Comparison



PAST RESULTS ARE NOT INDICATIVE OF FUTURE INVESTMENT RESULTS. FUND DATA IS ON A TRADE DATE BASIS. PERFORMANCE RESULTS ARE GROSS OF MANAGEMENT FEES. RETURNS FOR PERIODS LONGER THAN ONE YEAR ARE ANNUALIZED. MARKET VALUE DOES NOT INCLUDE ACCRUED INCOME.

Statement Period: Jan 01, 2016 Through Jan 31, 2016

## Portfolio Statement

Quantity	Description	Market Value	Cost Basis
<b>Cash &amp; Cash Equivalents</b>			
Cash Equivalents			
Citizens Business Bank Mmkt Fund			
97,680.550	CBBMMKFM1 CITIZENS BUSINESS BANK CBB-CITIZENSTRUST SWEEP ACCOUNT	97,680.55	97,680.55
Total Citizens Business Bank Mmkt Fund		97,680.55	97,680.55
Total	Cash Equivalents	97,680.55	97,680.55
<b>Total</b>	<b>Cash &amp; Cash Equivalents</b>	<b>97,680.55</b>	<b>97,680.55</b>
<b>Fixed Income Taxable</b>			
75,000.000	05531FAU7 BB&T CORPORATION DTD 06/29/15 CALL 2.625% 06/29/2020-2020	76,047.75	75,502.70
200,000.000	14912L4X6 CATERPILLAR FINANCIAL SERV CORP DTD 07/29/2011 2.05% 08/01/2016	201,168.00	207,764.00
70,000.000	3130A1CE6 FEDERAL HOME LOAN DTD 03/27/14 2% 12/27/2019	71,665.30	70,920.50
200,000.000	3130A43J9 FEDERAL HOME LOAN BANK DTD 02/20/15 CALL 1.75% 02/20/2020-2015	200,018.00	199,880.00
100,000.000	3130A6NA1 FEDERAL HOME LOAN DTD 10/29/15 CALL 1.4% 10/29/2019-2016	100,026.00	100,000.00
100,000.000	3130A6VT1 FEDERAL HOME LOAN US UNSECURED CALLABLE DTD 12/30/15 1.75% 12/30/2019-2016	100,140.00	100,000.00
100,000.000	313380FB8 FEDERAL HOME LOAN BANK DTD 08/09/12 1.375% 09/13/2019	100,674.00	99,667.18
92,682.926	313381BG9 FEDERAL HOME LOAN BANK DTD 11/28/2012 CALL .625% 11/28/2016-2013	92,683.85	92,682.93
25,000.000	313381T88 FEDERAL HOME LOAN BANK DTD 01/17/2013 CALL 1.55% 01/17/2020-2015	25,000.50	24,808.75
75,000.000	3133EC7L2 FEDERAL FARM CREDIT BANK DTD 12/14/2012 CALL 1.29% 06/14/2019-2014	75,000.00	73,208.25
100,000.000	3133EENR7 FEDERAL FARM CREDIT BANK DTD 02/11/2015 CALL 1.73% 02/11/2020-2015	100,001.00	99,700.00

Statement Period: Jan 01, 2016 Through Jan 31, 2016

## Portfolio Statement ( Continued )

Quantity	Description	Market Value	Cost Basis
<b>Taxable</b>			
100,000.000	3134G3V72 FREDDIE MAC DTD 11/21/2012 CALL 1.62% 11/21/2019-2015	99,828.00	99,890.00
100,000.000	3134G6S53 FREDDIE MAC DTD 06/16/15 CALL 1.75% 12/16/2019-2015	100,136.00	99,859.00
100,000.000	3134G76C0 FREDDIE MAC DTD 11/23/15 CALL 1.2% 11/23/2018-2016	99,911.00	100,000.00
100,000.000	3134G7UY5 FREDDIE MAC DTD 09/30/15 CALL 2% 09/30/2020-2015	100,195.00	100,000.00
100,000.000	3134G84G1 FREDDIE MAC DTD 11/30/15 CALL 2% 11/25/2020-2016	100,039.00	100,000.00
100,000.000	3136G2H34 FANNIE MAE DTD 05/20/15 1.75% 05/20/2020-2015	100,003.00	100,000.00
105,000.000	36962G5H3 GENERAL ELECTRIC CAP CORP DTD 10/17/2011 3.35% 10/17/2016	106,738.80	113,211.00
75,000.000	36962G5W0 GENERAL ELECTRIC CAP CORP DTD 04/27/2012 2.3% 04/27/2017	76,104.00	78,075.75
150,000.000	48126EAA5 JPMORGAN CHASE DTD 08/20/2012 2% 08/15/2017	150,916.50	149,340.00
25,000.000	713448BN7 PEPSICO INC DTD 01/14/10 4.5% 01/15/2020	27,537.75	28,169.00
<b>Total</b>	<b>Taxable</b>	<b>2,103,833.45</b>	<b>2,112,679.06</b>
<b>Total</b>	<b>Fixed Income</b>	<b>2,103,833.45</b>	<b>2,112,679.06</b>
<b>Miscellaneous</b>			
<b>Certificates Of Deposit</b>			
<b>Other Banks</b>			
100,000.000	02587DA99 AMERICAN MEDIUM-TERM CD DTD 09/16/15 1.6% 09/17/2018	101,737.01	99,975.00
100,000.000	05580ACZ5 BMW BANK BANK NORTH AMERICA DTD 09/30/15 MEDIUM-TERM CD 2.2% 09/30/2020	104,300.14	99,980.00
100,000.000	14042RAR2 CAPITAL ONE NA MEDIUM-TERM CD DTD 10/07/2015 2.2% 10/07/2020	104,373.83	99,615.00

Statement Period: Jan 01, 2016 Through Jan 31, 2016

## Portfolio Statement ( Continued )

Quantity	Description	Market Value	Cost Basis
<b>Other Banks</b>			
100,000.000	29266NS32 ENERBANK USA DTD 10/16/2015 MEDIUM-TERM CD 1.75% 10/16/2020	102,320.35	100,000.00
Total Other Banks		412,731.33	399,570.00
Total	Certificates Of Deposit	412,731.33	399,570.00
<b>Miscellaneous Sundry Assets</b>			
<b>Documents</b>			
1.000	DOC199647 INVESTMENT MANAGEMENT AGREEMENT CITY OF CANYON LAKE A/C# 1035003119	0.00	0.00
Total Documents		0.00	0.00
Total	Miscellaneous Sundry Assets	0.00	0.00
<b>Total</b>	<b>Miscellaneous</b>	<b>412,731.33</b>	<b>399,570.00</b>
<b>Grand Total Assets</b>		<b>2,614,245.33</b>	<b>2,609,929.61</b>

## Account Activity Summary

	Total Cash	Cost Basis Excluding Cash	Market Value Including Cash
<b>Balances Beginning Of Period</b>	0.00	2,609,839.55	2,608,539.82
Prior Accruals			10,244.76-
Unrealized Appreciation This Period			15,950.27
Current Accruals			13,250.42
Cash Management	90.06-	90.06	90.06-
Fees	846.99-	0.00	846.99-
Income	937.05	0.00	937.05
Realized Gain/loss			0.00
Non Cash Asset Changes			
<b>Balances End Of Period</b>	<b>0.00</b>	<b>2,609,929.61</b>	<b>2,627,495.75</b>

## Transaction Statement

Date	Quantity	Description	Transaction Type	Cash	Cost Basis
01/01/16		<b>Beginning Balance</b>		0.00	2,609,839.55

Statement Period: Jan 01, 2016 Through Jan 31, 2016

## Transaction Statement ( Continued )

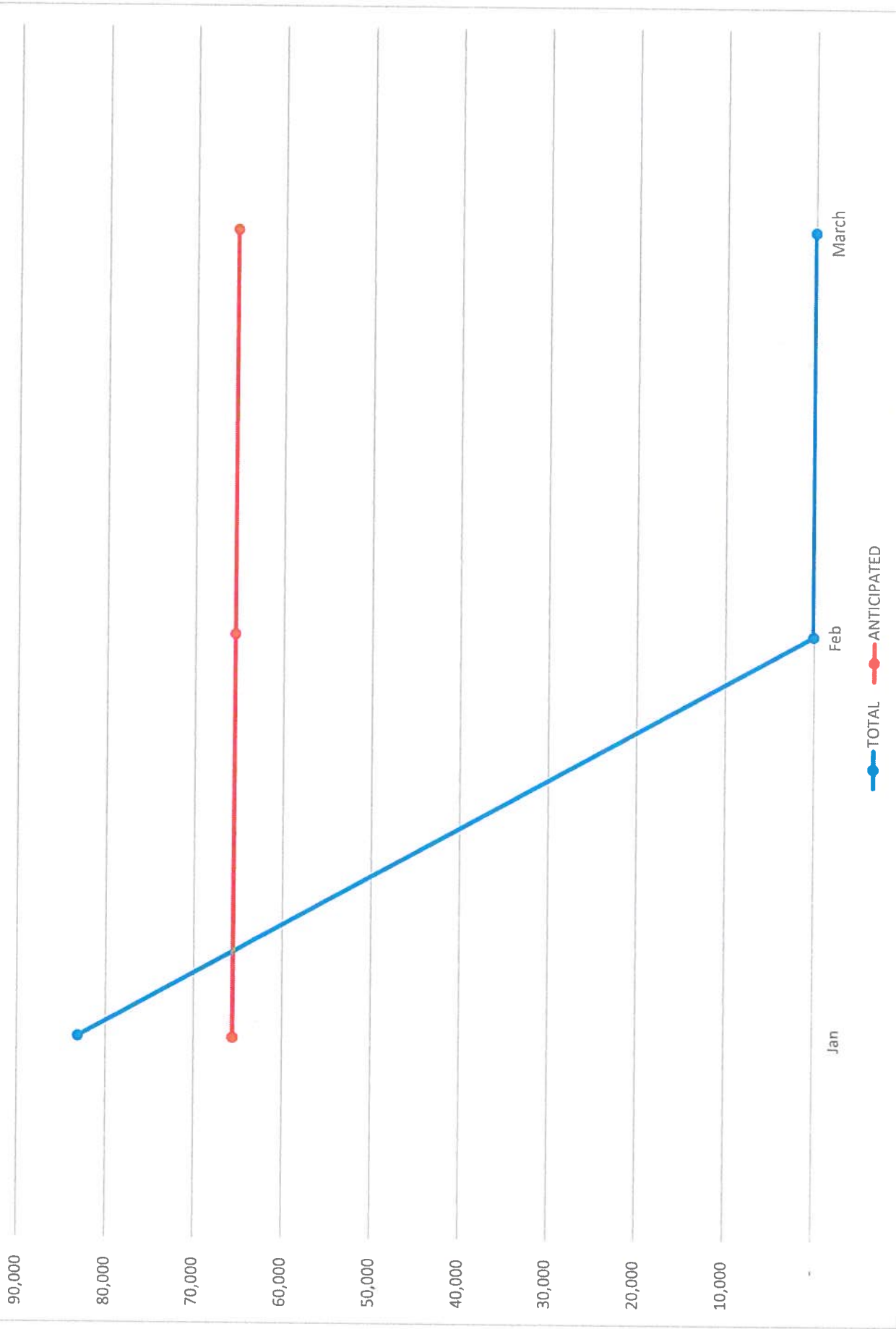
Date	Quantity	Description	Transaction Type	Cash	Cost Basis
<b>Income</b>					
Dividends					
01/04/16		CBBMMKFM1 CITIZENS BUSINESS BANK CBB-CITIZENSTRUST SWEEP ACCOUNT	DIVIDEND	32.17	
Total Dividends				32.17	0.00
Interest					
01/15/16		713448BN7 PEPSICO INC DTD 01/14/10 4.5% 01/15/2020	INTEREST RCVD	562.50	
01/19/16		29266NS32 ENERBANK USA DTD 10/16/2015 MEDIUM-TERM CD 1.75% 10/16/2020 313381T88	INTEREST RCVD	148.63	
01/19/16		FEDERAL HOME LOAN BANK DTD 01/17/2013 CALL 1.55% 01/17/2020-2015	INTEREST RCVD	193.75	
Total Interest				904.88	0.00
<b>Total Income</b>				<b>937.05</b>	<b>0.00</b>
Fees					
01/25/16		MANAGEMENT FEES CITIZENS BUSINESS BANK FOR THE PERIOD ENDING 01/20/2016	DISBURSEMENT	846.99-	
<b>Total Fees</b>				<b>846.99-</b>	<b>0.00</b>
Cash Management					
01/31/16	90.060	CBBMMKFM1 NET CASH MANAGEMENT	NET CASH MGMT	90.06-	90.06
<b>Total Cash Management</b>				<b>90.06-</b>	<b>90.06</b>
01/31/16		<b>Ending Balance</b>		<b>0.00</b>	<b>2,609,929.61</b>

## Disclosure

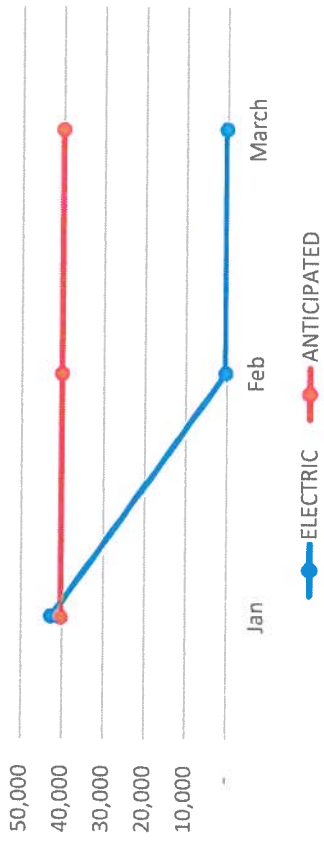
CitizensTrust may receive research and other benefits from Brokers/Dealers which may be considered compensation. Upon request, we will disclose details of any compensation received. We have added an additional benchmark to your performance insert. Call for details.



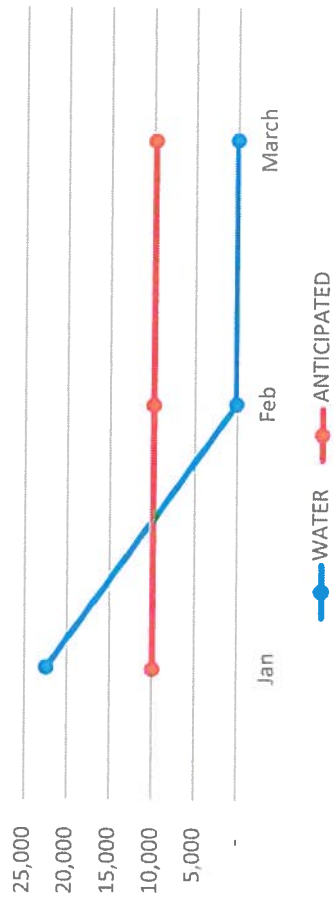
TOTAL UTILITY USERS TAX - JANUARY TO MARCH 2016



### ELECTRIC



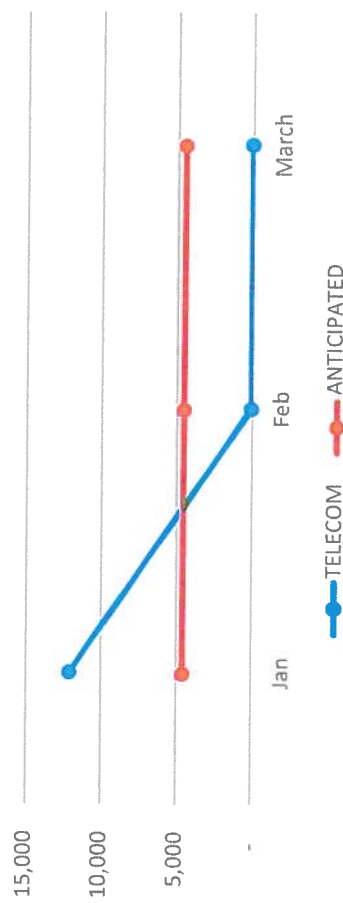
### WATER



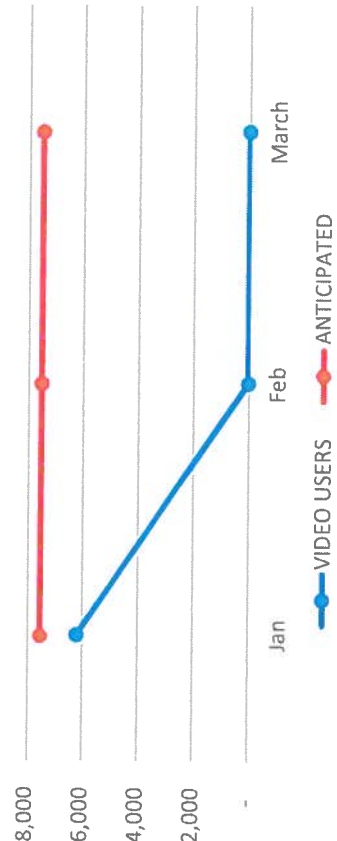
### CR&R



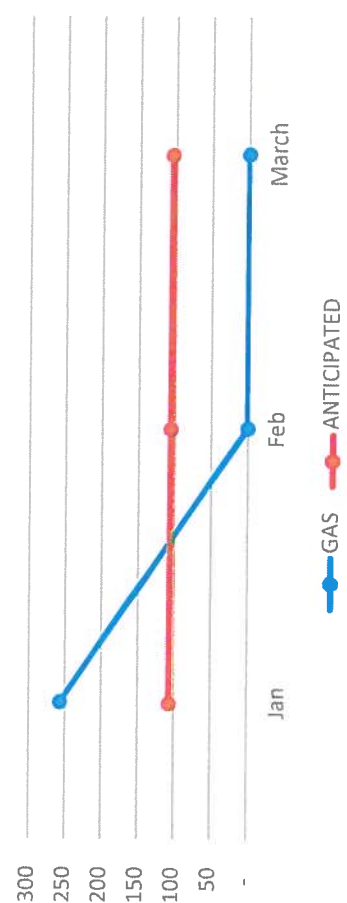
### TELECOM



### VIDEO USERS



### GAS



## City of Canyon Lake Utility User Tax

January through June 2016

	Jan	Feb	Mar	1st Quarter			Apr	May	Jun	2nd Quarter	Total
ELECTRIC	\$42,259	\$0	\$0	\$0	\$42,259	\$0	\$0	\$0	\$0	\$0	\$42,259
ANTICIPATED	\$39,927	\$39,927	\$39,927	\$39,927	\$119,781	\$39,927	\$39,927	\$39,927	\$119,781	\$119,781	\$239,562
VARIANCE	\$2,332	(\$39,927)	(\$39,927)	(\$39,927)	(\$77,522)	(\$39,927)	(\$39,927)	(\$39,927)	(\$119,781)	(\$119,781)	(\$197,303)
WATER	\$22,319	\$0	\$0	\$0	\$22,319	\$0	\$0	\$0	\$0	\$0	\$22,319
ANTICIPATED	\$9,980	\$9,980	\$9,980	\$9,980	\$29,940	\$9,980	\$9,980	\$9,980	\$29,940	\$29,940	\$59,880
VARIANCE	\$12,339	(\$9,980)	(\$9,980)	(\$9,980)	(\$7,621)	(\$9,980)	(\$9,980)	(\$9,980)	(\$29,940)	(\$29,940)	(\$37,561)
SOLID WASTE	\$0	\$0	\$0	\$0	\$0	\$0	\$0	\$0	\$0	\$0	\$0
ANTICIPATED	\$3,466	\$3,466	\$3,466	\$3,466	\$10,398	\$3,466	\$3,466	\$3,466	\$10,398	\$10,398	\$20,796
VARIANCE	(\$3,466)	(\$3,466)	(\$3,466)	(\$3,466)	(\$10,398)	(\$3,466)	(\$3,466)	(\$3,466)	(\$10,398)	(\$10,398)	(\$20,796)
GAS	\$256	\$0	\$0	\$0	\$256	\$0	\$0	\$0	\$0	\$0	\$256
ANTICIPATED	\$107	\$107	\$107	\$107	\$321	\$107	\$107	\$107	\$321	\$321	\$642
VARIANCE	\$149	(\$107)	(\$107)	(\$107)	(\$65)	(\$107)	(\$107)	(\$107)	(\$321)	(\$321)	(\$386)
TELECOM	\$12,050	\$0	\$0	\$0	\$12,050	\$0	\$0	\$0	\$0	\$0	\$12,050
ANTICIPATED	\$4,580	\$4,580	\$4,580	\$4,580	\$13,740	\$4,580	\$4,580	\$4,580	\$13,740	\$13,740	\$27,480
VARIANCE	\$7,470	(\$4,580)	(\$4,580)	(\$4,580)	(\$1,690)	(\$4,580)	(\$4,580)	(\$4,580)	(\$13,740)	(\$13,740)	(\$15,430)
VIDEO USERS	\$6,193	\$0	\$0	\$0	\$6,193	\$0	\$0	\$0	\$0	\$0	\$6,193
ANTICIPATED	\$7,507	\$7,507	\$7,507	\$7,507	\$22,521	\$7,507	\$7,507	\$7,507	\$22,521	\$22,521	\$45,042
VARIANCE	(\$1,314)	(\$7,507)	(\$7,507)	(\$7,507)	(\$16,328)	(\$7,507)	(\$7,507)	(\$7,507)	(\$22,521)	(\$22,521)	(\$38,849)
TOTAL	\$83,077	\$0	\$0	\$0	\$83,077	\$0	\$0	\$0	\$0	\$0	\$83,077
ANTICIPATED	\$65,567	\$65,567	\$65,567	\$65,567	\$196,701	\$65,567	\$65,567	\$65,567	\$196,701	\$196,701	\$393,402
VARIANCE	\$17,510	(\$65,567)	(\$65,567)	(\$65,567)	(\$113,624)	(\$65,567)	(\$65,567)	(\$65,567)	(\$196,701)	(\$196,701)	(\$310,325)

Electric	Jan	Feb	Mar	Apr	May	Jun	Jul	Aug	Sep	Oct	Nov	Dec	Total
Constellation New Energy, Inc	18.22												18.22
Southern California Edison	42,240.50												42,240.50
	42,258.72	-	-	-	-	-	-	-	-	-	-	-	42,258.72

Mailed in a Zero Return

Water	Jan	Feb	Mar	Apr	May	Jun	Jul	Aug	Sep	Oct	Nov	Dec	Total
EMWD	22318.62	-	-	-	-	-	-	-	-	-	-	-	-
EVMWD	22,318.62	-	-	-	-	-	-	-	-	-	-	-	22,318.62
													22,318.62

CR&R CR&R Jan Feb Mar Apr May Jun Jul Aug Sep Oct Nov Dec Total

Gas	Jan	Feb	Mar	Apr	May	Jun	Jul	Aug	Sep	Oct	Nov	Dec	Total
The Gas Company	243.45												
Xoom Energy, LLC	12.91												
<b>Total</b>	<b>256.36</b>	-	-	-	-	-	-	-	-	-	-	-	<b>256.36</b>

Telecom	Jan	Feb	Mar	Apr	May	Jun	Jul	Aug	Sep	Oct	Nov	Dec	Total
AT&T Corp	63.81												63.81
Century Link Communications	0.92												0.92
Compliance Solutions - GreatCall, Inc. dba Jitterbug	49.63												49.63
Compliance Solutions - Nextiva, Inc.	24.95												24.95
Compliance Solutions - Ready Wireless, LLC	1.51												1.51
Compliance Solutions - Spectrotel, Inc.	-												-
Crickit Wireless LLC	16.89												16.89
Flash Wireless, LLC c/o Avalara, Inc. (FKA Extax Services)	4.51												4.51
Granite Tele LLC	2.81												2.81
iWireless	-												-
Level 3 Communications LLC	2.21												2.21
Los Angeles SMSA Limited Part	4,366.17												4,366.17
MCI Communications Services, Inc	35.47												35.47
MetroPCS California, LLC	27.76												27.76
New Cingular Wireless PCS LLC	3,319.36												3,319.36
Spok, Inc	-												-
Sprint Communications	4.65												4.65
Sprint Spectrum	47.07												47.07
Sprint Telephony PCS, LP Wireless Post Paid	2,035.95												2,035.95
Sprint Telephony PCS, LP CA Prepaid Wireless MTS Surcharge	170.96												170.96
Star2star Communications	7.49												7.49
T-Mobile West	1,167.42												1,167.42
TWC Digital Phone LLC													-
U.S Telepacific Corp.	91.52												91.52
Utility Telecom Group, Inc. (UTG)	22.82												22.82
Utility Telephone, Inc													-
Verizon Long Distance, LLC	462.15												462.15
Virgin Mobile USA, LP	69.61												69.61
Vonage American c/o Extax Servic	48.36												48.36
Vonage Business Solutions c/o Extax	5.61												5.61
	12,049.61												11,980.00

Sent in a zero report

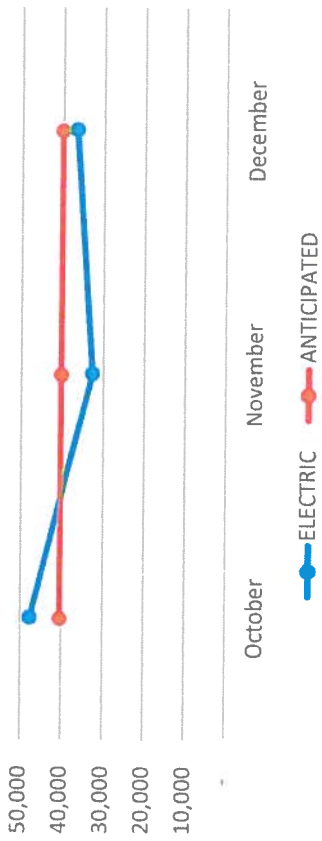


Video Users	Jan	Feb	Mar	Apr	May	Jun	Jul	Aug	Sep	Oct	Nov	Dec	Total
Verizon California, Inc	5,104.57												5,104.57
Time Warner Cable Business LLC	33.95												33.95
Time Warner Cable Info Services (CA) LLC	1,054.72												1,054.72
	6,193.24	-	-	-	-	-	-	-	-	-	-	-	6,193.24

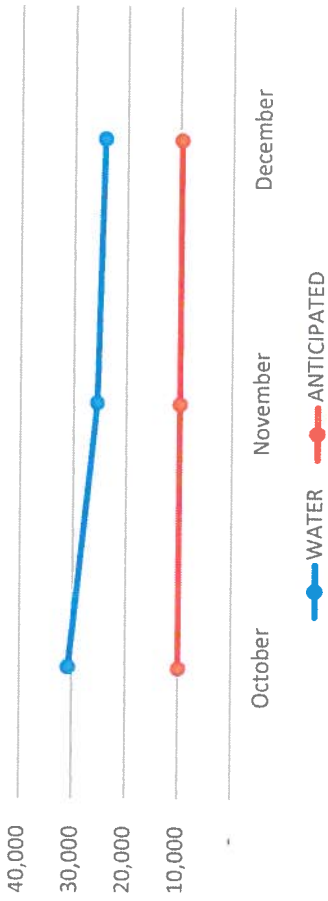
# TOTAL UTILITY USERS TAX - OCTOBER - DECEMBER 2015



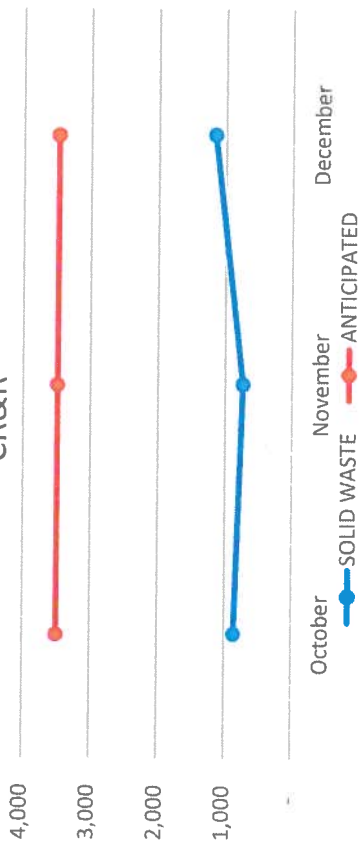
### ELECTRIC



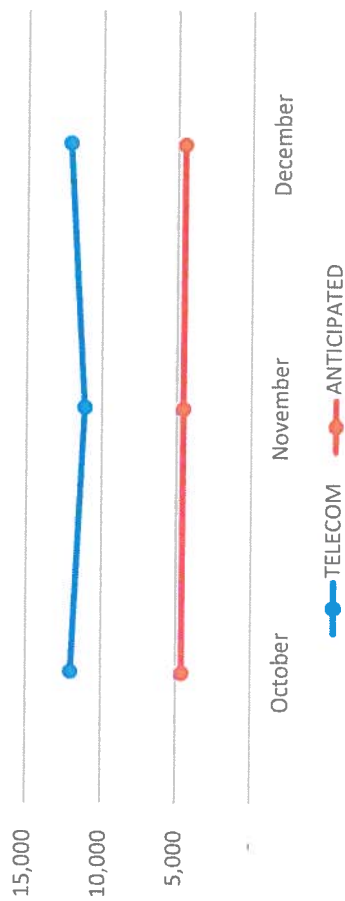
### WATER



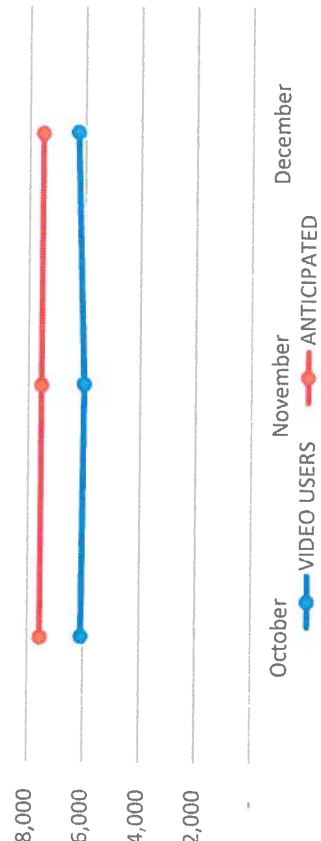
### CR&R



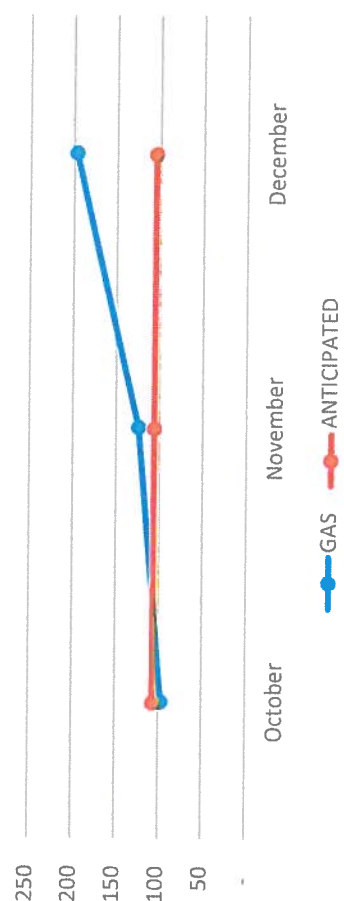
### TELECOM



### VIDEO USERS



### GAS



**City of Canyon Lake Utility User Tax**  
July through December 2015

	Jul	Aug	Sept	3rd Quarter	Oct	Nov	Dec	4th Quarter	Total
ELECTRIC	37,904	40,847	49,124	127,875	47,222	32,349	36,344	115,915	243,791
ANTICIPATED	39,927	39,927	39,927	119,781	39,927	39,927	39,927	119,781	239,562
VARIANCE	(\$2,023)	\$920	\$9,197	\$8,094	\$7,295	(\$7,578)	(\$3,583)	(\$3,866)	\$4,229
WATER	22,872	22,520	19,487	64,879	30,580	25,405	24,139	80,123	145,003
ANTICIPATED	9,980	9,980	9,980	29,940	9,980	9,980	9,980	29,940	59,880
VARIANCE	\$12,892	\$12,540	\$9,507	\$34,939	\$20,600	\$15,425	\$14,159	\$50,183	\$85,123
SOLID WASTE	914	883	1,038	2,834	830	708	1,139	2,677	5,511
ANTICIPATED	3,466	3,466	3,466	10,398	3,466	3,466	3,466	10,398	20,796
VARIANCE	(\$2,552)	(\$2,583)	(\$2,428)	(\$7,564)	(\$2,636)	(\$2,758)	(\$2,327)	(\$7,721)	(\$15,285)
GAS	101	101	100	303	96	124	196	416	719
ANTICIPATED	107	107	107	321	107	107	107	321	642
VARIANCE	(\$6)	(\$6)	(\$7)	(\$18)	(\$11)	\$17	\$89	\$95	\$77
TELECOM	13,063	10,050	11,727	34,840	11,935	11,095	12,114	35,144	69,984
ANTICIPATED	4,580	4,580	4,580	13,740	4,580	4,580	4,580	13,740	27,480
VARIANCE	\$8,483	\$5,470	\$7,147	\$21,100	\$7,355	\$6,515	\$7,534	\$21,404	\$42,504
VIDEO USERS	6,390	6,216	5,782	18,388	6,030	5,967	6,226	18,223	36,612
ANTICIPATED	7,507	7,507	7,507	22,521	7,507	7,507	7,507	22,521	45,042
VARIANCE	(\$1,117)	(\$1,291)	(\$1,725)	(\$4,133)	(\$1,477)	(\$1,540)	(\$1,281)	(\$4,298)	(\$8,430)
TOTAL	81,245	80,617	87,258	249,121	96,692	75,648	80,158	252,499	501,619
ANTICIPATED	65,567	65,567	65,567	196,701	65,567	65,567	65,567	196,701	393,402
VARIANCE	\$15,678	\$15,050	\$21,691	\$52,420	\$31,125	\$10,081	\$14,591	\$55,798	\$108,217

Electric	Jan	Feb	Mar	Apr	May	Jun	Jul	Aug	Sep	Oct	Nov	Dec	Total
Constellation New Energy, Inc			22.52	17.19	13.33	17.25	17.79	21.10	12.66	30.78	-	39.32	191.94
Southern California Edison			3,197.47	18,590.20	21,635.76	26,372.58	37,886.44	40,826.24	49,111.24	47,191.04	32,349.31	36,304.86	313,465.14
	-	-	3,219.99	18,607.39	21,649.09	26,389.83	37,904.23	40,847.34	49,123.90	47,221.82	32,349.31	36,344.18	313,657.08

Mailed in a Zero Return

Water	Jan	Feb	Mar	Apr	May	Jun	Jul	Aug	Sep	Oct	Nov	Dec	Total
EMWD			479.77	1,725.14	1,892.80	1,849.97	2,028.10	1,926.36	1,829.93	2,085.75	1,911.26	2,078.58	17,807.66
EVMWD			15,856.61	16,017.08	22,786.97	20,864.11	20,844.26	20,593.55	17,657.21	28,493.92	23,493.50	22,060.21	208,667.42
	-	-	16,336.38	17,742.22	24,679.77	22,714.08	22,872.36	22,519.91	19,487.14	30,579.67	25,404.76	24,138.79	226,475.08

CR&R	Jan	Feb	Mar	Apr	May	Jun	Jul	Aug	Sep	Oct	Nov	Dec	Total
CR&R		416.79	719.23	2,279.01	933.02	1,288.57	913.74	883.04	1,037.58	829.95	708.35	1,138.74	11,148.02

9270.41 EFT Period ???

Gas	Jan	Feb	Mar	Apr	May	Jun	Jul	Aug	Sep	Oct	Nov	Dec	Total
The Gas Company		59.37	147.88	128.57	122.59	118.49	100.99	101.44	100.48	96.11	123.57	196.35	1,295.84



Telecom	Jan	Feb	Mar	Apr	May	Jun	Jul	Aug	Sep	Oct	Nov	Dec	Total
AT&T Corp													650.27
Century Link Communications	1.22	0.81	0.86	0.86	178.14	68.69	67.25	64.94	67.19	65.85	68.79	69.42	10.50
Compliance Solutions - GreatCall, Inc. dba Jitterbug					0.91	0.86	0.91	0.72	0.72	0.86	0.91	0.86	391.29
Compliance Solutions - Nextiva, Inc.			33.80	34.53	40.51	45.79	43.70	38.76	40.66	49.60	47.36	47.96	296.02
Compliance Solutions - Ready Wireless, LLC					34.27	34.53	34.63	33.14	11.51	29.77	25.05	24.79	10.64
Compliance Solutions - Spectrotel, Inc.					1.58	1.58	1.51	1.51	1.51	1.51	1.51	1.51	1.68
Granite Tele LLC		2.61	2.71	2.71	2.72	2.71	2.73	2.75	2.75	2.80	2.82	2.80	30.11
iWireless					1.86	1.22	1.38	1.67	-	-	-	-	7.84
Level 3 Communications LLC	3.12	2.40	2.86	3.05	3.13	2.83	3.11	3.08	2.61	2.81	3.34	2.39	34.73
Los Angeles SMSA Limited Part					5,039.78	4,835.54	4,896.73	4,804.54	4,489.89	4,542.78	4,517.86	4,459.19	42,812.80
MCI Communications Services, Inc	11.18	20.88	20.63	22.10	23.05	21.84	21.41	19.30	17.48	14.39	15.22	16.10	223.58
MetroPCS California, LLC								25.67	24.67	25.42	25.18	28.98	129.92
New Cingular Wireless PCS LLC	3,292.12	3,200.36	4,010.23	3,744.33	3,581.11	3,471.84	3,839.91	3,346.62	3,647.19	3,672.46	3,167.20	3,847.07	42,820.44
Spok, Inc			0.83	0.84	0.84	0.84	-	-	-	-	-	-	3.35
Sprint Communications	5.34	6.71	6.82	5.49	7.57	7.93	6.88	8.45	8.98	8.46	7.30	5.23	85.16
Sprint Spectrum	46.98	65.19	50.01	46.18	61.68	50.46	50.61	51.76	54.03	41.36	57.12	56.72	632.10
Sprint Telephony PCS, LP	2,214.76	1,791.29	2,303.34	1,687.96	2,130.88	1,617.43	2,363.26	1,744.90	1,744.90	1,948.51	1,644.53	1,931.61	21,378.47
Star2star Communications	6.69	6.69	7.18	15.37	6.70	6.70	6.91	6.91	7.08	7.08	7.08	7.43	84.74
T-Mobile West			3,871.08	1,043.78	1,045.13	1,034.42	1,037.94	974.68	1,029.49	1,018.76	986.21	1,074.00	13,115.49
TWC Digital iPhone LLC					3,841.06								3,841.06
U.S Telepacific Corp.	15.19	20.27	20.05	165.31	83.31	78.61	82.56	88.28	83.62	82.40	93.54	92.94	850.57
Utility Telephone, Inc	296.23	547.14	530.49	529.69	540.06	520.62	523.17	503.47	414.37	364.52	351.31	387.46	204.73
Verizon Long Distance, LLC	61.57	60.98	58.07	58.03	57.41	56.60	55.03	52.93	52.72	51.17	50.91	49.69	5,508.53
Vonage American c/o Extax Servic					3.02	3.24	3.23	3.25	3.25	4.22	4.38	6.29	665.11
Vonage Business Solutions c/o Extax	5,954.40	5,725.33	10,918.96	12,646.29	16,703.25	11,884.52	13,063.24	10,049.91	11,726.86	11,934.73	11,095.15	12,114.12	133,816.76

Sent in a zero report

Video Users	Jan	Feb	Mar	Apr	May	Jun	Jul	Aug	Sep	Oct	Nov	Dec	Total
Verizon California, Inc	2,806.06	5,404.73	5,404.77	5,382.01	5,502.61	5,312.94	5,349.92	5,229.90	4,751.71	4,980.24	4,899.15	5,126.90	60,150.94
Time Warner Cable Business LLC							98.89	33.40	33.40	33.94	33.94	33.94	267.51
Time Warner Cable Info Services (CA) LLC							941.62	952.37	997.21	1,015.95	1,033.87	1,065.20	6,006.22
	2,806.06	5,404.73	5,404.77	5,382.01	5,502.61	5,312.94	6,390.43	6,215.67	5,782.32	6,030.13	5,966.96	6,226.04	66,424.67