

**AGENDA
REGULAR MEETING
ADMINISTRATION AND FINANCE COMMITTEE**

**Larry Greene
Randy Bonner**

**Tuesday, January 31, 2017
8:00 a.m.**

**Canyon Lake Council Chambers
31516 Railroad Canyon Road
Canyon Lake, CA 92587**

1. Call to Order
2. Pledge of Allegiance
3. Roll Call
4. Public Comments
5. Accept Meeting Minutes
 5.1 December 6, 2016 **Page 3**
6. Update By Charles Abbot Associates
7. Review of February 1, 2017 Council Meeting Agenda – Recommendations to Council
 - a. Claims and Demands **Page 7**
 - b. Credit Card Review
8. November – December Financial Statements **Page 39**
9. Investment Report **Page 53**
10. Update Regarding Utility Users Tax Collected to Date **Page 61**
11. Staff Comments
12. Committee Member Comments
13. Adjournment

Next Meeting Date: February 28, 2017

MINUTES
REGULAR MEETING OF THE CANYON LAKE
ADMINISTRATION AND FINANCE COMMITTEE
Tuesday, January 3, 2017

City Council Chambers
31516 Railroad Canyon Road
Canyon Lake, CA 92587

1. Call to Order

The meeting was called to order at 8:06 a.m.

2. Pledge of Allegiance

Councilmember, Jordan Ehrenkranz, led the flag salute

3. Roll Call

Present: Chairman Greene was present with Councilmember Ehrenkranz and Committee Member Bonner was absent.

4. Public Comments

There were no public comments.

5. Accept Meeting Minutes

6.1 Meeting Minutes December 6, 2016

The minutes were approved as presented.

6. Update By Charles Abbot Associates

An update was provided on the maintenance of the catch basins and potential filters for the catch basins.

An update was provided on the Railroad Canyon Road median landscaping maintenance and tree replacement, and the bids that were put out for replacing the wrought iron fence. There was discussion regarding what various requirements could be changed to lessen the cost of the wrought iron replacement. There was discussion regarding whether a sound wall can be built along the golf course instead of the wrought iron fencing.

There was discussion regarding a car accident that occurred on Railroad Canyon Road in November and damaged the lighting and landscaping on the median, and a service manhole that was destroyed.

There was discussion regarding how many engineering plan checks were done, and an encroachment permit for the cable and gas company.

There was additional discussion regarding the bids that were put out for replacing the fence. Margaret Monson, Public Works, stated the bids were rejected because they were too high and she would continue to look for contracting companies that would do it for less money.

There was discussion regarding Building and Safety activity, including permits and inspections. There was an update on the Property Owners Association (POA) Dog Park, and plan checks for the pickle ball court. There was an update on a conversion to a multi-family housing unit in the City.

There was additional discussion regarding the dog park.

7. Review of January 4, 2017 Council Meeting Agenda – Recommendation to Council

a. Claims and Demands

There was discussion regarding blood draw costs for Sheriff's services.

There was discussion regarding the water bill for the fire station. Staff explained that the majority of the charges came from the sewer, which is also based on a commercial charge.

There was discussion regarding the cost of the anchors and buoys for the north lake. Staff explained that the money spent would be reimbursed through a grant from Western Riverside Council of Governments (WRCOG).

There was discussion regarding a payment made to Christopher McPeck and a charge on the U.S. Bank credit card for Veterans Day tree lighting, and student of the month. Staff explained that the charge was for the Christmas Tree lighting was about half of the total cost on the credit card and half the total cost to Christopher McPeck. Staff went on to explain that this year's cost was to purchase the tree, lights, and the cost of setting up. In future years, the tree lighting would cost between \$800 and \$1000 to set the tree up and take it down. Staff went on to state that the janitorial contract had been switched and the savings from that contract would almost cover the cost of purchasing the lights this fiscal year.

There was discussion regarding the new cleaning company that would be taking effect January, 2017. There was discussion regarding installing cameras inside City Hall.

There was additional discussion regarding the water bill from the fire station.

Larry Greene, Committee Member asked a question regarding whether or not the new cleaning company would also be cleaning the fire station. Aaron Palmer, City

Manager, stated the new cleaning contract was for maintenance of City Hall only, but he would speak with Public Works in regards to providing the necessary maintenance to the fire station.

b. Credit Card Review

There was no discussion.

8. Investment Report

Terry Shea, Accountant, provided a brief overview of the investment report.

There was discussion regarding a decrease in the market value from November 1, 2016 to November 30, 2016.

9. Update Regarding Utility Users Tax Collected to Date

There was no discussion.

10. Fiscal Year 2015-2016 Audit Report

There was discussion regarding the general fund. There was discussion regarding the City's net position in regards to infrastructure assets.

There was discussion regarding the new auditing standard that would have the auditors issue an opinion on internal controls.

11. Staff Comments

There were no Staff Comments.

12. Committee Member Comments

Larry Greene, Committee Chair, requested an update on the review of the Bureau of Land Management development, the amount of units that could be put in there, and the financial projections that could come out of that.

Aaron Palmer, City Manager, stated he would look into finding a firm that could provide that information; he added that he would bring it up to the Council in mid-year and possibly add it on the 2016-2017 fiscal year budget.

Jordan Ehrenkranz, Councilmember, asked a question regarding an issue the City was having with Synoptek in regards to their lack of responsive service, and wanted to know if there were any improvements.

Aaron Palmer, City Manager, stated he and Mike Borja, Administrative Services Manager were looking into possibly switching Information Technology providers (IT).

There was discussion regarding potential changes to the purchasing policy, and a survey for other solid waste franchises. Staff explained no changes were changes were being made at this time.

There was discussion regarding a survey for solid waste franchises and possibly changing companies. Staff explained that in order to contract with a different company, the City would need to give the current company a 10 year notice.

13. Adjournment

The meeting was adjourned at 9:10 a.m.

Respectfully Submitted,

Ruby Manzano
Office Specialist

City of Canyon Lake
City Council
Staff Report

TO: Mayor and City Council
FROM: Kayla Malin, Accountant
DATE: February 1, 2016
SUBJECT: List of Demands

Recommendation:

That the City Council adopts a resolution entitled: RESOLUTION NO. 2017-01

A RESOLUTION OF THE CITY COUNCIL OF THE
CITY OF CANYON LAKE ALLOWING CERTAIN
CLAIMS AND DEMANDS AS SET FORTH IN EXHIBIT A

Background:

All claims and demands are reported and summarized for review and approval by the City Council on a routine basis at each City Council meeting. The attached claims represent the paid claims and demands since the City Council meeting of December 14, 2016.

Budget (or Fiscal) Impact:

All claims and demands are paid from appropriated funds or authorized resources of the City and have been recorded in accordance with the City's policies.

Attachments:

Resolution
List of Demands

RESOLUTION NO. 2017-01

A RESOLUTION OF THE CITY COUNCIL OF THE CITY OF CANYON LAKE, CALIFORNIA, ALLOWING CERTAIN CLAIMS AND DEMANDS AS SET FORTH IN EXHIBIT A

The City Council of the City of Canyon Lake does hereby resolve as follows:

Demands are approved as shown on the Demand\Warrant Register of February 1st, in the amount of \$313,201.22 as follows:

Payroll Earnings (Gross)	\$	36,464.95	(2nd Half of December & 1st Half of January)
Payroll Taxes - Employer	\$	1,660.95	(2nd Half of December & 1st Half of January)
On-line Retirement		3,875.80	(2nd Half of December & 1st Half of January)
On-line Health		730.40	(For the Month of January)
General		270,469.12	
TOTAL	\$	<u>313,201.22</u>	

PASSED, APPROVED AND ADOPTED this 1st day of February 2017.

Mayor, Dawn Haggerty

ATTEST:

Stephanie Hunter, Office Specialist

State of California
County of Riverside) ss
City of Canyon Lake)

I, Ariel M. Hall, City Clerk of the City of Canyon Lake, California, DO HEREBY CERTIFY, that the foregoing is a true and correct copy of the Resolution No. 2017-01 adopted by the City Council of the City of Canyon Lake, California, at a regular meeting thereof, held on February 1, 2017, by the following vote:

AYES:
NOES:
ABSTAIN:
ABSENT:

Stephanie Hunter, Office Specialist

City of Canyon Lake
 Check/Voucher Register - Council Report - Expenditures
 From 12/28/2016 Through 1/31/2017

Check Number	Matching Document Date	Vendor Name	Transaction Description	Check Amount	Fund Code	Fund Short Title
22826	12/28/2016	NANCY GREENHALGH	Health Insurance for Nancy Greenhalgh Jan 2017	<u>87.67</u>	10	GENERAL
Total 22826	12/28/2016			87.67		
22827	12/28/2016	STATE COMP. INS. FUND	Workers Comp for Janaury 2017	<u>1,226.00</u>	10	GENERAL
Total 22827	12/28/2016			1,226.00		
22828	1/4/2017	JOHN REGUS	January 2017 Rent for Library	<u>983.45</u>	10	GENERAL
Total 22828	1/4/2017			983.45		
22829	1/4/2017	JOHN REGUS	January 2017 Rent for Small Conference Room	<u>250.00</u>	10	GENERAL
Total 22829	1/4/2017			250.00		
22830	1/11/2017	Advance Auto Care	Smog Insp & Certificate for 08 GMC - Yukon Hybrid; 12/27/16	<u>50.00</u>	10	GENERAL
Total 22830	1/11/2017			50.00		
22831	1/11/2017	AMERICAN FORENSIC NURSES INC	Blood Draws; Invoice Date: 12/15/16	<u>40.00</u>	10	GENERAL
Total 22831	1/11/2017			40.00		
22832	1/11/2017	California Bulding Standards Commission	Permit Valuation Fee Report Form; October - December 2016	<u>85.50</u>	10	GENERAL

City of Canyon Lake
 Check/Voucher Register - Council Report - Expenditures
 From 12/28/2016 Through 1/31/2017

Check Number	Matching Document Date	Vendor Name	Transaction Description	Check Amount	Fund Code	Fund Short Title
Total 22832	1/11/2017			85.50		
22833	1/11/2017	CHARLES ABBOTT ASSOCIATES, INC.	Engineering Services for December 2016	786.50	10	GENERAL
22833	1/11/2017	CHARLES ABBOTT ASSOCIATES, INC.	Environmental Services for December 2016	184.00	10	GENERAL
22833	1/11/2017	CHARLES ABBOTT ASSOCIATES, INC.	Engineering Services & PV Maintenance; December 2016	<u>17,632.72</u>	20	GAS TAX
Total 22833	1/11/2017			18,603.22		
22834	1/11/2017	Corelogic Information Solutions, INC.	Data Base for Code Enforcement Cases; January 2017	<u>38.25</u>	10	GENERAL
Total 22834	1/11/2017			38.25		
22835	1/11/2017	Cota Cole LLP	Attorney Services for CL - December 2016	4,231.92	10	GENERAL
22835	1/11/2017	Cota Cole LLP	Attorney Services for Marina Landscape Maint.; Dec 2016	<u>460.00</u>	10	GENERAL
Total 22835	1/11/2017			4,691.92		
22836	1/11/2017	CR&R	Public Works Debris Clean-Up Railroad Cyn Rd; November 2016	<u>194.22</u>	50	AGENCY
Total 22836	1/11/2017			194.22		
22837	1/11/2017	CTAI PACIFIC GREENSCAPE	CL Fire Station Irrigation Repair; September 2016	50.00	10	GENERAL
22837	1/11/2017	CTAI PACIFIC GREENSCAPE	Landscape Maint. Fire Station; Dec 2016	250.00	10	GENERAL
22837	1/11/2017	CTAI PACIFIC GREENSCAPE	Canyon Road Tree Replacement Phase 1 & 2; Invoice:12/12/16	15,185.00	20	GAS TAX

City of Canyon Lake
 Check/Voucher Register - Council Report - Expenditures
 From 12/28/2016 Through 1/31/2017

Check Number	Matching Document Date	Vendor Name	Transaction Description	Check Amount	Fund Code	Fund Short Title
22837	1/11/2017	CTAI PACIFIC GREENSCAPE	Canyon Road Tree Replacement Phase 3 & 4; Invoice:12/16/16	18,195.00	20	GAS TAX
22837	1/11/2017	CTAI PACIFIC GREENSCAPE	Landscape Maint. Median & Parkways; Dec 2016	5,200.00	20	GAS TAX
Total 22837	1/11/2017			38,880.00		
22838	1/11/2017	Department of Justice Accounting Office	Fingerprinting; December 2016	64.00	10	GENERAL
Total 22838	1/11/2017			64.00		
22839	1/11/2017	DEPARTMENT OF CONSERVATION	Q4 State Report for Motion & Seismic Hazard ; Oct - Dec	388.42	10	GENERAL
Total 22839	1/11/2017			388.42		
22840	1/11/2017	ELSINORE VALLEY MUNI WATER DIS	Water Bill for City Hall; 11/22/16 to 12/22/16	104.19	10	GENERAL
22840	1/11/2017	ELSINORE VALLEY MUNI WATER DIS	Water Bill for Irrigation; 11/28/16 to 12/28/16	831.93	20	GAS TAX
Total 22840	1/11/2017			936.12		
22841	1/11/2017	Executive Cleaning Services, LLC	Cleaning Services for January 2017	0.00	10	GENERAL
Total 22841	1/11/2017			0.00		
22842	1/11/2017	FRIDAY FLYER	Adoption Ordinance No. 170; 12/12/16	72.00	10	GENERAL
22842	1/11/2017	FRIDAY FLYER	Ordinance No. 169; 12/12/16	23.25	10	GENERAL
Total 22842	1/11/2017			95.25		

City of Canyon Lake
 Check/Voucher Register - Council Report - Expenditures
 From 12/28/2016 Through 1/31/2017

Check Number	Matching Document Date	Vendor Name	Transaction Description	Check Amount	Fund Code	Fund Short Title
22843	1/11/2017	THE GAS COMPANY	Gas bill; Billing Period: 11/29/16 to 12/29/16	<u>195.92</u>	10	GENERAL
Total 22843	1/11/2017			195.92		
22844	1/11/2017	GOLDING PUBLICATIONS	Business Cards for Building & Safety; Invoice Date: 7/27/16	<u>151.20</u>	10	GENERAL
Total 22844	1/11/2017			151.20		
22845	1/11/2017	L.C.C - Riverside Division	League of Cities General Meeting for Haggerty, Dawn	<u>25.00</u>	10	GENERAL
Total 22845	1/11/2017			25.00		
22846	1/11/2017	League of California Cities	Membership Dues for 2017	<u>5,729.00</u>	10	GENERAL
Total 22846	1/11/2017			5,729.00		
22847	1/11/2017	Montoya Signs	Window Cleaning; January 2017	<u>50.00</u>	10	GENERAL
Total 22847	1/11/2017			50.00		
22848	1/11/2017	OTIS ELEVATOR COMPANY	Service for Elevator; 1/1/17 to 12/31/17	<u>4,382.97</u>	10	GENERAL
Total 22848	1/11/2017			4,382.97		
22849	1/11/2017	PETERSON ELECTRIC	CL Town Center Replace Lamps & Add Leg for Sign; 12/14/16	<u>448.80</u>	10	GENERAL
Total 22849	1/11/2017			448.80		

City of Canyon Lake
 Check/Voucher Register - Council Report - Expenditures
 From 12/28/2016 Through 1/31/2017

Check Number	Matching Document Date	Vendor Name	Transaction Description	Check Amount	Fund Code	Fund Short Title
22850	1/11/2017	Rogers, Anderson, Malody & Scott, LLP	Accounting Services; November 2016	<u>6,700.00</u>	10	GENERAL
Total 22850	1/11/2017			6,700.00		
22851	1/11/2017	Regional Conservation Authority	Multiple Species Habitat Conservation Plan Fees - Dec 2016	<u>1,992.00</u>	50	AGENCY
Total 22851	1/11/2017			1,992.00		
22852	1/11/2017	County of Riverside	FY 17 November 2016 SLF Cost	<u>839.01</u>	20	GAS TAX
Total 22852	1/11/2017			839.01		
22853	1/11/2017	SOUTHERN CALIFORNIA EDISON	Electricity Bill for Office Lease; 11/19/16 to 12/20/16	38.81	10	GENERAL
22853	1/11/2017	SOUTHERN CALIFORNIA EDISON	Electricity Bill for Traffic Signals; 11/21/16 to 12/21/16	91.49	20	GAS TAX
22853	1/11/2017	SOUTHERN CALIFORNIA EDISON	Electricity Bill for Traffic Signals; 11/30/16 to 12/29/16	<u>432.05</u>	20	GAS TAX
Total 22853	1/11/2017			562.35		
22854	1/11/2017	Signs4Realtors	Table Banner for Veterans Day Celebration;Inv. Date 11/7/16	<u>85.86</u>	10	GENERAL
Total 22854	1/11/2017			85.86		
22855	1/11/2017	STAPLES	Office Supplies; Invoice Date: 12/17/16	338.89	10	GENERAL
22855	1/11/2017	STAPLES	Office Supplies; Stamp Refill/Folders Invoice Date: 12/24/16	<u>155.01</u>	10	GENERAL

City of Canyon Lake
 Check/Voucher Register - Council Report - Expenditures
 From 12/28/2016 Through 1/31/2017

Check Number	Matching Document Date	Vendor Name	Transaction Description	Check Amount	Fund Code	Fund Short Title
Total 22855	1/11/2017			493.90		
22856	1/11/2017	STATE COMP. INS. FUND	Workers Comp Deposit Premium Bill; Invoice Date: 1/9/17	<u>375.00</u>	10	GENERAL
Total 22856	1/11/2017			375.00		
22857	1/11/2017	Synoptek	Managed Server & Help Desk per User; December 2016	<u>1,925.00</u>	10	GENERAL
Total 22857	1/11/2017			1,925.00		
22858	1/11/2017	TelePacific Communications	Phone Bill for 12/16/16 to 1/15/17	<u>493.25</u>	10	GENERAL
Total 22858	1/11/2017			493.25		
22859	1/11/2017	Toshiba Financial Services	Monthly Copier Lease for December 2016	<u>841.50</u>	10	GENERAL
Total 22859	1/11/2017			841.50		
22860	1/11/2017	Tyco Integrated Security LLC	Security Alarm System; December 2016	<u>410.40</u>	10	GENERAL
Total 22860	1/11/2017			410.40		
22861	1/11/2017	WRCOG	TUMF Fees; December 2016	<u>4,437.00</u>	50	AGENCY
Total 22861	1/11/2017			4,437.00		
22862	1/11/2017	XEROX	Copier Lease, December 2016	<u>513.76</u>	10	GENERAL

City of Canyon Lake
 Check/Voucher Register - Council Report - Expenditures
 From 12/28/2016 Through 1/31/2017

Check Number	Matching Document Date	Vendor Name	Transaction Description	Check Amount	Fund Code	Fund Short Title
Total 22862	1/11/2017			513.76		
22863	1/23/2017	Aaron Palmer	Moving Expenses per EE Contract	<u>3,000.00</u>	10	GENERAL
Total 22863	1/23/2017			3,000.00		
22864	1/23/2017	ANIMAL FRIENDS OF THE VALLEYS	Animal Control Services for Oct and Nov 2016	<u>7,000.00</u>	10	GENERAL
Total 22864	1/23/2017			7,000.00		
22865	1/23/2017	CHARLES ABBOTT ASSOCIATES, INC.	Permit and Plan Review	<u>10,865.20</u>	10	GENERAL
Total 22865	1/23/2017			10,865.20		
22866	1/23/2017	CANYON LAKE MERCHANT-S ASSOC.	2017 Assessments for city hall	<u>4,280.00</u>	10	GENERAL
Total 22866	1/23/2017			4,280.00		
22867	1/23/2017	County of Riverside	Law Enforcement Services (Contract Law) 11/10/16 - 12/7/16	<u>112,117.55</u>	10	GENERAL
Total 22867	1/23/2017			112,117.55		
22868	1/23/2017	DATA TICKET	Code Enforcement Citation Processing, Dec 2016	338.00	10	GENERAL
22868	1/23/2017	DATA TICKET	Monthly Citations, Dec 2016	<u>100.00</u>	10	GENERAL
Total 22868	1/23/2017			438.00		
22869	1/23/2017	ELSINORE VALLEY MUNI WATER DIS	Water Bill for Fire Station; period 11/28/16-12/28/16	<u>186.67</u>	10	GENERAL

City of Canyon Lake
 Check/Voucher Register - Council Report - Expenditures
 From 12/28/2016 Through 1/31/2017

Check Number	Matching Document Date	Vendor Name	Transaction Description	Check Amount	Fund Code	Fund Short Title
Total 22869	1/23/2017			186.67		
22870	1/23/2017	Frontier	Fios Internet, Billing Period 01/10/017-02/09/17	144.99	10	GENERAL
22870	1/23/2017	Frontier	Phones, Billing Period 01/13/17-02/12/17	221.38	10	GENERAL
22870	1/23/2017	Frontier	Phones; Billing Period 01/10/17-02/09/17	58.77	10	GENERAL
22870	1/23/2017	Frontier	Phones; billing period 1/13/17-2/12/17	<u>117.56</u>	10	GENERAL
Total 22870	1/23/2017			542.70		
22871	1/23/2017	GOLDING PUBLICATIONS	Business Cards for Building and Safety; Inv date 7/27/2016	<u>37.80</u>	10	GENERAL
Total 22871	1/23/2017			37.80		
22872	1/23/2017	Dawn Haggerty	Internet/Phone Exp Reimb Jan 2017	<u>100.00</u>	10	GENERAL
Total 22872	1/23/2017			100.00		
22873	1/23/2017	International Institute of Municipal Clerks	Annual Membership Fee - City Clerk	<u>160.00</u>	10	GENERAL
Total 22873	1/23/2017			160.00		
22874	1/23/2017	Jani-King of California, Inc. L.A./Col Region	Janitorial Services for City Hall; Jan 2017(Partial Billing)	<u>469.63</u>	10	GENERAL
Total 22874	1/23/2017			469.63		
22875	1/23/2017	Jim Foley Trucking	Sand for citizens at fire station	<u>343.18</u>	10	GENERAL

City of Canyon Lake
 Check/Voucher Register - Council Report - Expenditures
 From 12/28/2016 Through 1/31/2017

Check Number	Matching Document Date	Vendor Name	Transaction Description	Check Amount	Fund Code	Fund Short Title
Total 22875	1/23/2017			343.18		
22876	1/23/2017	LANCE, SOLL & LUNGHARD	2016 Financial Audit - Final	<u>925.00</u>	10	GENERAL
Total 22876	1/23/2017			925.00		
22877	1/23/2017	NANCY GREENHALGH	Health Insurance for Nancy Greenhalgh; Feb 2017	<u>196.21</u>	10	GENERAL
Total 22877	1/23/2017			196.21		
22878	1/23/2017	Rogers, Anderson, Malody & Scott, LLP	Accounting Services - December 2016	<u>6,700.00</u>	10	GENERAL
Total 22878	1/23/2017			6,700.00		
22879	1/23/2017	JOHN REGUS	February 2017 Rent for Small Conference Room	<u>250.00</u>	10	GENERAL
Total 22879	1/23/2017			250.00		
22880	1/23/2017	JOHN REGUS	February 2017 Rent for Library	<u>1,012.95</u>	10	GENERAL
Total 22880	1/23/2017			1,012.95		
22881	1/23/2017	County of Riverside	FY16 December SLF Costs; Inv date 1/18/17	<u>123.06</u>	20	GAS TAX
Total 22881	1/23/2017			123.06		
22882	1/23/2017	County Executive Office	Animal Shelter Services (Jan-Mar 2017)	12,941.28	10	GENERAL
22882	1/23/2017	County Executive Office	SCFA Misc Expenses FY17/0110	<u>669.16</u>	10	GENERAL

City of Canyon Lake
 Check/Voucher Register - Council Report - Expenditures
 From 12/28/2016 Through 1/31/2017

Check Number	Matching Document Date	Vendor Name	Transaction Description	Check Amount	Fund Code	Fund Short Title
Total 22882	1/23/2017			13,610.44		
22883	1/23/2017	SOUTHERN CALIFORNIA EDISON	Electricity Bill for City Hall; 12/15/16-01/13/17	678.10	10	GENERAL
22883	1/23/2017	SOUTHERN CALIFORNIA EDISON	Electricity Bill for Fire Station; 12/15/16--01/13/17	119.63	10	GENERAL
22883	1/23/2017	SOUTHERN CALIFORNIA EDISON	Electricity Bill for Office Lease; 12/20/16-01/20/17	43.11	10	GENERAL
22883	1/23/2017	SOUTHERN CALIFORNIA EDISON	Electricity Bill for Pump station; 12/9/16-01/09/17	198.37	20	GAS TAX
22883	1/23/2017	SOUTHERN CALIFORNIA EDISON	Electricity Bill for Traffic Signals: 11/19/16-12/20/16	13.05	20	GAS TAX
22883	1/23/2017	SOUTHERN CALIFORNIA EDISON	Electricity Bill for Traffic Signals; 12/15/16-01/13/17	<u>199.79</u>	20	GAS TAX
Total 22883	1/23/2017			1,252.05		
22884	1/23/2017	Special District Risk Management Authority	Dental Insurance for January 2017	<u>198.79</u>	10	GENERAL
Total 22884	1/23/2017			198.79		
22885	1/23/2017	South Pacific Financial Corporation	Refund - Business License Overpd	<u>91.00</u>	10	GENERAL
Total 22885	1/23/2017			91.00		
22886	1/23/2017	Sparkletts	Water for City Hall; Billing Period December 2016	<u>47.24</u>	10	GENERAL
Total 22886	1/23/2017			47.24		
22887	1/23/2017	Speedy Vehicle Registration Services	Live Scans for Emergency/Prep Inv date 1/18/17	<u>200.00</u>	10	GENERAL

City of Canyon Lake
 Check/Voucher Register - Council Report - Expenditures
 From 12/28/2016 Through 1/31/2017

Check Number	Matching Document Date	Vendor Name	Transaction Description	Check Amount	Fund Code	Fund Short Title
Total 22887	1/23/2017			200.00		
22888	1/23/2017	STAPLES	Office Supplies - Toner; Inv Date 1/7/17	409.00	10	GENERAL
22888	1/23/2017	STAPLES	Office Supplies; Inv date 1/14/17	<u>239.32</u>	10	GENERAL
Total 22888	1/23/2017			648.32		
22889	1/23/2017	STATE COMP. INS. FUND	Worker's Comp; February 2017	<u>1,226.00</u>	10	GENERAL
Total 22889	1/23/2017			1,226.00		
22890	1/23/2017	Synoptek	IT Services for January 2017	1,925.00	10	GENERAL
22890	1/23/2017	Synoptek	Replacement Computer for Gina Dickson	<u>1,312.27</u>	10	GENERAL
Total 22890	1/23/2017			3,237.27		
22891	1/23/2017	TelePacific Communications	City Hall Phone System; Period 01/16/17-02/15/17	<u>556.21</u>	10	GENERAL
Total 22891	1/23/2017			556.21		
22892	1/23/2017	U. S. Bank	09/06/16 Stmt Date, replaced ck#22636	744.04	10	GENERAL
22892	1/23/2017	U. S. Bank	City Credit Cards for Dec 2016	<u>2,072.03</u>	10	GENERAL
Total 22892	1/23/2017			2,816.07		
22893	1/23/2017	Verizon Wireless	Cell phones; Billing Period 01/04-02/03/17	332.74	10	GENERAL
22893	1/23/2017	Verizon Wireless	ipads; Billing Period 01/04/17-02/03/17	<u>239.10</u>	10	GENERAL

City of Canyon Lake
 Check/Voucher Register - Council Report - Expenditures
 From 12/28/2016 Through 1/31/2017

Check Number	Matching Document Date	Vendor Name	Transaction Description	Check Amount	Fund Code	Fund Short Title
Total	1/23/2017			<u>571.84</u>		
22893						
Report Total				<u>270,469.12</u>		

City of Canyon Lake
Invoices Selected for Payment - COUNCIL CHECK REPORT

Vendor ID	Invoice Description	Cash Required
Aaron Palmer	Moving Expenses per EE Contract	3,000.00
ANIMAL FRIENDS	Animal Control Services for Oct and Nov 2016	7,000.00
CHARLES ABBOTT	Permit and Plan Review	10,865.20
CL MERCHANTS	2017 Assessments for city hall	4,280.00
County of Riverside	Law Enforcement Services (Contract Law) 11/10/16 - 12/7/16	112,117.55
DATA TICKET	Code Enforcement Citation Processing, Dec 2016	338.00
	Monthly Citations, Dec 2016	100.00
EVMWD	Water Bill for Fire Station; period 11/28/16-12/28/16	186.67
Frontier	Phones; billing period 1/13/17-2/12/17	117.56
	Phones, Billing Period 01/13/17-02/12/17	221.38
	Phones; Billing Period 01/10/17-02/09/17	58.77
	Fios Internet, Billing Period 01/10/17-02/09/17	144.99
GOLDING	Business Cards for Building and Safety; Inv date 7/27/2016	37.80
Haggerty	Internet/Phone Exp Reimb Jan 2017	100.00
IIMC	Annual Membership Fee - City Clerk	160.00
Jani-King	Janitorial Services for City Hall; Jan 2017(Partial Billing)	469.63
Jim Foley Trucking	Sand for citizens at fire station	343.18
LANCE, SOLL	2016 Financial Audit - Final	925.00
Nancy Greenhalgh	Health Insurance for Nancy Greenhalgh; Feb 2017	196.21
RAMS	Accounting Services - December 2016	6,700.00
REGUS	February 2017 Rent for Small Conference Room	250.00
	February 2017 Rent for Library	1,012.95
Riv Co	FY16 December SLF Costs; Inv date 1/18/17	123.06
riv Co Exec	SCFA Misc Expenses FY17/0110	669.16
	Animal Shelter Services (Jan-Mar 2017)	12,941.28
SCE	Electricity Bill for Pump station; 12/9/16-01/09/17	198.37
	Electricity Bill for Office Lease; 12/20/16-01/20/17	43.11
	Electricity Bill for Fire Station; 12/15/16--01/13/17	119.63
	Electricity Bill for Traffic Signals: 11/19/16-12/20/16	13.05
	Electricity Bill for Traffic Signals; 12/15/16-01/13/17	199.79
	Electricity Bill for City Hall; 12/15/16-01/13/17	678.10
SDRMA	Dental Insurance for January 2017	198.79
South Pacific Financial Corporation	Refund - Business License Overpd	91.00
Sparkletts	Water for City Hall; Billing Period December 2016	47.24
Speedy Vehicle Registration Service	Live Scans for Emergency/Prep Inv date 1/18/17	200.00
STAPLES	Office Supplies - Toner; Inv Date 1/7/17	409.00
	Office Supplies; Inv date 1/14/17	239.32
STATE FUND	Worker's Comp; February 2017	1,226.00
Synoptek	IT Services for January 2017	1,925.00

Date: 1/25/17
04:31:12 PM

Page: 1

City of Canyon Lake
Invoices Selected for Payment - COUNCIL CHECK REPORT

<u>Vendor ID</u>	<u>Invoice Description</u>	<u>Cash Required</u>
	Replacement Computer for Gina Dickson	1,312.27
TelePacific	City Hall Phone System; Period 01/16/17-02/15/17	556.21
US Bank	09/06/16 Stmt Date, replaced ck#22636	744.04
	City Credit Cards for Dec 2016	2,072.03
VerizonW	ipads; Billing Period 01/04/17-02/03/17	239.10
	Cell phones; Billing Period 01/04-02/03/17	332.74
Report Total		<u>173,203.18</u>

City of Canyon Lake
Invoices Selected for Payment - COUNCIL CHECK REPORT

Vendor ID	Invoice Description	Cash Required
Nancy Greenhalgh	Health Insurance for Nancy Greenhalgh Jan 2017	87.67
STATE FUND	Workers Comp for Janaury 2017	1,226.00
Report Total		1,313.67

City of Canyon Lake
Invoices Selected for Payment - COUNCIL CHECK REPORT

Vendor ID	Invoice Description	Cash Required
REGUS	January 2017 Rent for Library	983.45
	January 2017 Rent for Small Conference Room	250.00
Report Total		<u>1,233.45</u>

City of Canyon Lake
Invoices Selected for Payment - COUNCIL CHECK REPORT

Vendor ID	Invoice Description	Cash Required
Adv. Auto Care	Smog Insp & Certificate for 08 GMC - Yukon Hybrid; 12/27/16	50.00
AMERICAN FORENSIC CBSC	Blood Draws; Invoice Date: 12/15/16 Permit Valuation Fee Report Form; October - December 2016	40.00 85.50
CHARLES ABBOTT	Engineering Services & PV Maintenance; December 2016	17,632.72
	Engineering Services for December 2016	786.50
	Environmental Services for December 2016	184.00
Corelogic	Data Base for Code Enforcement Cases; January 2017	38.25
Cota Cole	Attorney Services for CL - December 2016	4,231.92
	Attorney Services for Marina Landscape Maint.; Dec 2016	460.00
CR&R	Public Works Debris Clean-Up Railroad Cyn Rd; November 2016	194.22
CTAI PACIFIC GREENSCAP	Canyon Road Tree Replacement Phase 1 & 2; Invoice:12/12/16	15,185.00
	Canyon Road Tree Replacement Phase 3 & 4; Invoice:12/16/16	18,195.00
	Landscape Maint. Median & Parkways; Dec 2016	5,200.00
	Landscape Maint. Fire Station; Dec 2016	250.00
	CL Fire Station Irrigation Repair; September 2016	50.00
Department of Justice DEPT OF CONSER	Fingerprinting; December 2016	64.00
	Q4 State Report for Motion & Seismic Hazard ; Oct - Dec 2016	388.42
EVMWD	Water Bill for City Hall; 11/22/16 to 12/22/16	104.19
	Water Bill for Irrigation; 11/28/16 to 12/28/16	831.93
Executive Cleaning Services, LLC	Cleaning Services for January 2017	925.00
FRIDAY FLYER	Adoption Ordinance No. 170; 12/12/16	72.00
	Ordinance No. 169; 12/12/16	23.25
GAS CO	Gas bill; Billing Period: 11/29/16 to 12/29/16	195.92
GOLDING	Business Cards for Building & Safety; Invoice Date: 7/27/16	151.20
LCC Riverside	League of Cities General Meeting for Haggerty, Dawn	25.00
LOCC	Membership Dues for 2017	5,729.00
Montoya	Window Cleaning; January 2017	50.00
OTIS	Service for Elevator; 1/1/17 to 12/31/17	4,382.97
PETERSON	CL Town Center Replace Lamps & Add Leg for Sign; 12/14/16	448.80
RAMS	Accounting Services; November 2016	6,700.00

Date: 1/11/17
04:31:34 PM

Page: 1

City of Canyon Lake
Invoices Selected for Payment - COUNCIL CHECK REPORT

Vendor ID	Invoice Description	Cash Required
RCA	Multiple Species Habitat Conservation Plan Fees - Dec 2016	1,992.00
Riv Co	FY 17 November 2016 SLF Cost	839.01
SCE	Electricity Bill for Traffic Signals; 11/21/16 to 12/21/16	91.49
	Electricity Bill for Office Lease; 11/19/16 to 12/20/16	38.81
	Electricity Bill for Traffic Signals; 11/30/16 to 12/29/16	432.05
Signs4Realtors	Table Banner for Veterans Day Celebration; Inv. Date 11/7/16	85.86
STAPLES	Office Supplies; Invoice Date: 12/17/16	338.89
	Office Supplies; Stamp Refill/Folders Invoice Date: 12/24/16	155.01
STATE FUND	Workers Comp Deposit Premium Bill; Invoice Date: 1/9/17	375.00
Synoptek	Managed Server & Help Desk per User; December 2016	1,925.00
TelePacific	Phone Bill for 12/16/16 to 1/15/17	493.25
Toshiba Financial	Monthly Copier Lease for December 2016	841.50
TYCO - ADT	Security Alarm System; December 2016	410.40
WRCOG	TUMF Fees; December 2016	4,437.00
XEROX	Copier Lease, December 2016	513.76
Report Total		95,643.82

Labor Distribution

City of Canyon Lake
Company (10756)

Check Date: 01/13/2017
Process: 2017011301
Period: 01/01/2017 to 01/15/2017

Department: (20)City Employees

Code	Earning	Hours	Amount	Deduction	Code	Tax	Amount	Code	Tax	Amount	Taxable	Amount	Taxable	Amount	Gross	Tot Liab	Net Amt
125CO	125 Cash		403.15	PTAXI Pre-Tax F.	CA	California SI	233.33	CA	California SI	3503.15	3503.15	91.35	CAETT CA Edu & T	3736.48	3.73		
102	Hol Holiday	9.50	0.00		CASDI CA SDI - Err			CASUI California SI	3736.48	3736.48	33.63	CASUI California SI	3736.48	201.78	3736.48		
3333.33	Reg Regular		3333.33		FITW Federal Incon			FITW Federal Incon	3503.15	3503.15	331.31	MED-R Medicare - E	3736.48	54.18	3996.17		
	Sick Sick	19.00	0.00		MED Medicare			MED Medicare	3736.48	3736.48	54.18			2992.68			
	Total Earnings	28.50	3736.48	Total Deductions								510.47	Total Employer Taxes		259.69		

Code	Earning	Hours	Amount	Deduction	Code	Tax	Amount	Code	Tax	Amount	Taxable	Amount	Taxable	Amount	Gross	Tot Liab	Net Amt
Reg	Regular	33.00	1650.00	PTAXI Pre-Tax F.	CA	California SI	126.00	CA	California SI	1674.00	1674.00	25.70	CAETT CA Edu & T	1800.00	1.80		
92	Sick Sick	3.00	150.00		CASDI CA SDI - Err			CASUI California SI	1800.00	1800.00	16.20	CASUI California SI	1800.00	97.20	1800.00		
50.0000					FITW Federal Incon			FITW Federal Incon	1674.00	1674.00	158.18	MED-R Medicare - E	1800.00	26.10	1925.10		
	Total Earnings	36.00	1800.00	Total Deductions								226.18	Total Employer Taxes		125.10		

Code	Earning	Hours	Amount	Deduction	Code	Tax	Amount	Code	Tax	Amount	Taxable	Amount	Taxable	Amount	Gross	Tot Liab	Net Amt
125CO	125 Cash		67.76	PTXPE Pre-Tax F.	CA	California SI	64.13	CA	California SI	1029.63	1029.63	11.65	CAETT CA Edu & T	1093.76	1.09		
100	Hol Holiday	9.50	128.25		CASDI CA SDI - Err			CASUI California SI	1093.76	1093.76	9.84	CASUI California SI	1093.76	59.06	1093.76		
13.5000	Reg Regular	57.00	769.50		FITW Federal Incon			FITW Federal Incon	1029.63	1029.63	95.33	MED-R Medicare - E	1093.76	15.86	1169.77		
	Vac Vacation	9.50	128.25		MED Medicare			MED Medicare	1093.76	1093.76	15.86			896.95			
	Total Earnings	76.00	1093.76	Total Deductions								132.68	Total Employer Taxes		76.01		

Code	Earning	Hours	Amount	Deduction	Code	Tax	Amount	Code	Tax	Amount	Taxable	Amount	Taxable	Amount	Gross	Tot Liab	Net Amt
125CO	125 Cash		403.15	PTXPE Pre-Tax F.	CA	California SI	80.75	CA	California SI	1614.40	1614.40	36.62	CAETT CA Edu & T	1695.15	1.69		
98	Hol Holiday	9.50	161.50		CASDI CA SDI - Err			CASUI California SI	1695.15	1695.15	15.26	CASUI California SI	1695.15	91.54	1695.15		
17.0000	Reg Regular	57.00	969.00		FITW Federal Incon			FITW Federal Incon	1614.40	1614.40	98.62	MED-R Medicare - E	1695.15	24.58	1812.96		
	Sick Sick	9.50	161.50		MED Medicare			MED Medicare	1695.15	1695.15	24.58			1439.32			
	Total Earnings	76.00	1695.15	Total Deductions								175.08	Total Employer Taxes		117.81		

Code	Earning	Hours	Amount	Deduction	Code	Tax	Amount	Code	Tax	Amount	Taxable	Amount	Taxable	Amount	Gross	Tot Liab	Net Amt
125CO	125 Cash		301.02	PTXPE Pre-Tax F.	CA	California SI	338.54	CA	California SI	5379.15	5379.15	253.93	CAETT CA Edu & T	5717.69	5.72		
99	Hol Holiday	9.50	0.00		CASDI CA SDI - Err			CASUI California SI	5717.69	5717.69	51.46	CASUI California SI	5717.69	308.75	5717.69		
5416.67	Reg Regular		5416.67		FITW Federal Incon			FITW Federal Incon	5379.15	5379.15	688.64	MED-R Medicare - E	5717.69	82.91	6115.07		
	Sick Sick	9.50	161.50		MED Medicare			MED Medicare	5717.69	5717.69	82.91			4302.21			
	Total Earnings	9.50	5717.69	Total Deductions								1076.94	Total Employer Taxes		397.38		

Department: (20)City Employees Total

Code	Earning	Hours	Amount	Deduction	Code	Tax	Amount	Code	Tax	Amount	Taxable	Amount	Taxable	Amount	Gross	Tot Liab	Net Amt
125CO	125 Cash		1175.08	PTAXI Pre-Tax F.	CA	California SI	359.33	CA	California SI	13200.33	13200.33	419.25	CAETT CA Edu & T	14043.08	14.03		
2	Hol Holiday	38.00	289.75	PTXPE Pre-Tax F.	CASDI CA SDI - Err			CASUI California SI	14043.08	14043.08	126.39	CASUI California SI	14043.08	758.33	14043.08		
	Reg Regular	147.00	12138.50		FITW Federal Incon			FITW Federal Incon	13200.33	13200.33	1372.08	MED-R Medicare - E	14043.08	203.63	15019.07		
	Sick Sick	31.50	311.50		MED Medicare			MED Medicare	14043.08	14043.08	203.63			11078.98			
	Vac Vacation	9.50	128.25											975.99			
	Total Earnings	226.00	14043.08	Total Deductions								2121.35	Total Employer Taxes		975.99		

Labor Distribution

City of Canyon Lake
Company (10756)

Check Date: 01/13/2017
Process: 2017011301
Period: 01/01/2017 to 01/15/2017

Department: (30)Special Enforcement Team

Code	Earning	Hours	Amount	Deduction	Code	Amount	Code	Tax	Taxable	Amount	Code	Tax	Taxable	Amount
Michael S	Reg	40.00	1035.20		CA	1035.20	CA	California ST	1035.20	16.89	CAETT	CA, Edu & T	1035.20	1.04
Emp Id					CASDJ		CASDJ	CA SDI - Eir	1035.20	9.32	CASUI	California ST	1035.20	55.90
Rate					FITW		FITW	Federal Incon	1035.20	121.48	MED-R	Medicare - E	1035.20	15.01
					MED		MED	Medicare	1035.20	15.01				
Total Earnings		40.00	1035.20	Total Deductions		0.00				162.70	Total Employer Taxes			71.95
Helgemo Dickson														
Gina M	Reg	52.00	1196.00	PTAXI Pre-Tax P.	CA	83.72	CA	California ST	1112.28	20.28	CAETT	CA, Edu & T	1196.00	1.20
Emp Id					CASDJ		CASDJ	CA SDI - Eir	1196.00	10.76	CASUI	California ST	1196.00	64.58
Rate					FITW		FITW	Federal Incon	1112.28	75.19	MED-R	Medicare - E	1196.00	17.34
					MED		MED	Medicare	1196.00	17.34				
Total Earnings		52.00	1196.00	Total Deductions		83.72				123.57	Total Employer Taxes			83.12
Henary,														
Ivan R	Reg	37.00	1036.00		CA	1036.00	CA	California ST	1036.00	16.92	CAETT	CA, Edu & T	1036.00	1.04
Emp Id					CASDJ		CASDJ	CA SDI - Eir	1036.00	9.32	CASUI	California ST	1036.00	55.94
Rate					FITW		FITW	Federal Incon	1036.00	121.60	MED-R	Medicare - E	1036.00	15.02
					MED		MED	Medicare	1036.00	15.02				
Total Earnings		37.00	1036.00	Total Deductions		0.00				162.86	Total Employer Taxes			72.00
Voshall,														
Jean M	Reg	46.50	1251.78		CA	1251.78	CA	California ST	1251.78	226.42	CAETT	CA, Edu & T	1251.78	1.25
Emp Id					CASDJ		CASDJ	CA SDI - Eir	1251.78	11.27	CASUI	California ST	1251.78	67.60
Rate					FITW		FITW	Federal Incon	1251.78	153.96	MED-R	Medicare - E	1251.78	18.15
					MED		MED	Medicare	1251.78	18.15				
Total Earnings		46.50	1251.78	Total Deductions		0.00				409.80	Total Employer Taxes			87.00

Department: (30)Special Enforcement Team: Total

Code	Earning	Hours	Amount	Deduction	Code	Amount	Code	Tax	Taxable	Amount	Code	Tax	Taxable	Amount
4	Reg	175.50	4518.98	PTAXI Pre-Tax P.	CA	83.72	CA	California ST	4435.26	280.51	CAETT	CA, Edu & T	4518.98	4.53
1	Reg	38.00	289.75	PTXPE Pre-Tax P.	CASDJ	483.42	CASDJ	CA SDI - Eir	4518.98	40.67	CASUI	California ST	4518.98	244.02
1	Reg	322.50	16657.48		FITW		FITW	Federal Incon	4435.26	472.23	MED-R	Medicare - E	4518.98	65.52
	Sick	31.50	311.50		MED		MED	Medicare	4518.98	65.52				
	Vac	9.50	128.25											
Total Earnings		175.50	4518.98	Total Deductions		83.72				858.93	Total Employer Taxes			314.07

Report Total

Code	Earning	Hours	Amount	Deduction	Code	Amount	Code	Tax	Taxable	Amount	Code	Tax	Taxable	Amount
9	125CO	125	1175.08	PTAXI Pre-Tax P.	CA	443.05	CA	California ST	17635.59	699.76	CAETT	CA, Edu & T	18562.06	18.56
4	Hol	38.00	289.75	PTXPE Pre-Tax P.	CASDJ	483.42	CASDJ	CA SDI - Eir	18562.06	167.06	CASUI	California ST	18562.06	1002.35
3	Reg	322.50	16657.48		FITW		FITW	Federal Incon	17635.59	1844.31	MED-R	Medicare - E	18562.06	269.15
	Sick	31.50	311.50		MED		MED	Medicare	18562.06	269.15				
	Vac	9.50	128.25											
Total Earnings		401.50	18562.06	Total Deductions		926.47				2980.28	Total Employer Taxes			1290.06

29

1-17-17
Date

Gaven D.P. Palmer
Aaron Palmer, City Manager

Labor Distribution

City of Canyon Lake
Company (10756)

Check Date: 12/29/2016
Process: 2016122901
Period: 12/16/2016 to 12/31/2016

Department: (20)City Employees

Code	Earning	Hours	Amount	Code	Deduction	Amount	Code	Tax	Amount	Code	Tax	Amount	Taxable	Taxable	Amount
125CO	125 Cash		403.15	PTAXF	Pre-Tax P.	233.33	CA	California SI	93.82	CAETT	CA Edu & T	0.00	3503.15	0.00	0.00
102	ADML Admin Le	9.50	0.00				CASD	CA SDI - Err	33.63	CASUI	California SI	0.00	3736.48	0.00	0.00
3333.33	Hol Holiday	19.50	0.00				FITW	Federal Incon	3303.15	MED-R	Medicare - E	54.18	3736.48	3736.48	54.18
	Reg Regular		3333.33				MED	Medicare	54.18				3736.48	0.00	0.00
	Vac Vacation	9.50	0.00										3736.48	0.00	0.00
	Total Earnings	38.50	3736.48	Total Deductions		233.33	Total Employee Taxes		513.77	Total Employer Taxes					54.18

Code	Earning	Hours	Amount	Code	Deduction	Amount	Code	Tax	Amount	Code	Tax	Amount	Taxable	Taxable	Amount
125CO	125 Cash		66.20	PTXPF	Pre-Tax P.	64.13	CA	California SI	12.17	CAETT	CA Edu & T	0.00	1028.07	0.00	0.00
100	Hol Holiday	19.50	263.25				CASD	CA SDI - Err	9.83	CASUI	California SI	0.00	1092.20	0.00	0.00
13.5000	Reg Regular	56.50	762.75				FITW	Federal Incon	95.51	MED-R	Medicare - E	15.84	1092.20	1092.20	15.84
	Vac Vacation	4.50	76.50				MED	Medicare	15.84				1092.20	0.00	0.00
	Total Earnings	76.00	1092.20	Total Deductions		64.13	Total Employee Taxes		133.35	Total Employer Taxes					15.84

Code	Earning	Hours	Amount	Code	Deduction	Amount	Code	Tax	Amount	Code	Tax	Amount	Taxable	Taxable	Amount
125CO	125 Cash		403.15	PTXPF	Pre-Tax P.	80.75	CA	California SI	37.86	CAETT	CA Edu & T	0.00	1614.40	0.00	0.00
98	Hol Holiday	10.00	170.00				CASD	CA SDI - Err	15.26	CASUI	California SI	0.00	1695.15	0.00	0.00
17.0000	Reg Regular	61.50	1045.50				FITW	Federal Incon	99.45	MED-R	Medicare - E	24.58	1614.40	1695.15	24.58
	Vac Vacation	4.50	76.50				MED	Medicare	24.58				1695.15	0.00	0.00
	Total Earnings	76.00	1695.15	Total Deductions		80.75	Total Employee Taxes		177.15	Total Employer Taxes					24.58

Code	Earning	Hours	Amount	Code	Deduction	Amount	Code	Tax	Amount	Code	Tax	Amount	Taxable	Taxable	Amount
125CO	125 Cash		303.75	PTXPF	Pre-Tax P.	338.54	CA	California SI	5381.88	CAETT	CA Edu & T	0.00	5381.88	0.00	0.00
99	Comp Comp Tin	23.75	0.00				CASD	CA SDI - Err	0.00	CASUI	California SI	0.00	0.00	0.00	0.00
5416.67	Hol Holiday	19.00	0.00				FITW	Federal Incon	693.07	MED-R	Medicare - E	82.94	5381.88	5720.42	82.95
	Reg Regular		5416.67				MED	Medicare	82.94				5720.42	0.00	0.00
	Sick Sick	19.00	0.00										5720.42	0.00	0.00
	Total Earnings	61.75	5720.42	Total Deductions		338.54	Total Employee Taxes		1035.80	Total Employer Taxes					82.95

Code	Earning	Hours	Amount	Code	Deduction	Amount	Code	Tax	Amount	Code	Tax	Amount	Taxable	Taxable	Amount
125CO	125 Cash		403.15	PTXPF	Pre-Tax P.	64.13	CA	California SI	12.17	CAETT	CA Edu & T	0.00	1028.07	0.00	0.00
100	Hol Holiday	19.50	263.25				CASD	CA SDI - Err	9.83	CASUI	California SI	0.00	1092.20	0.00	0.00
13.5000	Reg Regular	56.50	762.75				FITW	Federal Incon	95.51	MED-R	Medicare - E	15.84	1092.20	1092.20	15.84
	Vac Vacation	4.50	76.50				MED	Medicare	15.84				1092.20	0.00	0.00
	Total Earnings	76.00	1092.20	Total Deductions		64.13	Total Employee Taxes		133.35	Total Employer Taxes					15.84

Code	Earning	Hours	Amount	Code	Deduction	Amount	Code	Tax	Amount	Code	Tax	Amount	Taxable	Taxable	Amount
125CO	125 Cash		403.15	PTXPF	Pre-Tax P.	80.75	CA	California SI	37.86	CAETT	CA Edu & T	0.00	1614.40	0.00	0.00
98	Hol Holiday	10.00	170.00				CASD	CA SDI - Err	15.26	CASUI	California SI	0.00	1695.15	0.00	0.00
17.0000	Reg Regular	61.50	1045.50				FITW	Federal Incon	99.45	MED-R	Medicare - E	24.58	1614.40	1695.15	24.58
	Vac Vacation	4.50	76.50				MED	Medicare	24.58				1695.15	0.00	0.00
	Total Earnings	76.00	1695.15	Total Deductions		80.75	Total Employee Taxes		177.15	Total Employer Taxes					24.58

Labor Distribution

City of Canyon Lake
Company (10756)

Check Date: 12/29/2016
Process: 2016122901
Period: 12/16/2016 to 12/31/2016

Department: (20)City Employees Total

Employees	Code	Earning	Hours	Amount	Deduction	Code	Amount	Tax	Code	Amount	Taxable	Tax	Code	Amount	Taxable	Amount
Female	3	125CO 125 Cash		1176.25	PTAXF Pre-Tax P.	347.08	CA	California SI	13038.75	13038.75	0.00	CA	Edu & T	0.00	0.00	0.00
Male	2	ADML Admin Le	9.50	0.00	PTXPE Pre-Tax P.	483.42	CASDI	CA SDI - Err	8148.83	8148.83	0.00	CASUI	California SI	0.00	0.00	0.00
		Comp Comp Tin	23.75	0.00			FITW	Federal Inco	13038.75	13038.75	1354.77	MED-R	Medicare - E	13869.25	201.11	201.11
		Hol Holiday	68.00	433.25			MED	Medicare	13869.25	13869.25	201.10					
		Reg Regular	150.50	12183.25												
		Sick Sick	19.00	0.00												
		Yac Vacation	14.00	76.50												
Total Earnings			284.75	13869.25	Total Deductions	830.50								2055.19	Total Employer Taxes	201.11

Gross 13869.25
Tot Liab 14070.36
Net Amt 10983.56

Department: (30)Special Enforcement Team

Feeney, Michael S	Code	Earning	Hours	Amount	Deduction	Code	Amount	Tax	Code	Amount	Taxable	Tax	Code	Amount	Taxable	Amount
Emp Id	Reg	Regular	28.00	724.64		CA	California SI	724.64	CA	Edu & T	0.00	CA	Edu & T	0.00	0.00	0.00
Rate						CASDI	CA SDI - Err	724.64	CASUI	California SI	0.00	CA	California SI	0.00	0.00	0.00
						FITW	Federal Inco	724.64	MED-R	Medicare - E	724.64	10.51				
						MED	Medicare	724.64								
Total Earnings			28.00	724.64	Total Deductions	0.00							100.98	Total Employer Taxes	10.51	

Gross 724.64
Tot Liab 735.15
Net Amt 623.66

Helgeno Dickson

Code	Earning	Hours	Amount	Deduction	Code	Amount	Tax	Code	Amount	Taxable	Tax	Code	Amount	Taxable	Amount
Reg	Regular	27.00	621.00	PTAXI Pre-Tax P.	43.47	CA	California SI	577.53	CA	Edu & T	0.00	CA	Edu & T	0.00	0.00
						CASDI	CA SDI - Err	621.00	CASUI	California SI	0.00	CA	California SI	0.00	0.00
						FITW	Federal Inco	577.53	MED-R	Medicare - E	621.00	9.00			
						MED	Medicare	621.00							
Total Earnings		27.00	621.00	Total Deductions	43.47							42.12	Total Employer Taxes	9.00	

Gross 621.00
Tot Liab 630.00
Net Amt 535.41

Ivan R

Code	Earning	Hours	Amount	Deduction	Code	Amount	Tax	Code	Amount	Taxable	Tax	Code	Amount	Taxable	Amount
Reg	Regular	21.00	588.00		CA	California SI	588.00	CA	Edu & T	0.00	CA	Edu & T	0.00	0.00	0.00
					CASDI	CA SDI - Err	588.00	CASUI	California SI	0.00	CA	California SI	0.00	0.00	0.00
					FITW	Federal Inco	588.00	MED-R	Medicare - E	588.00	8.53				
					MED	Medicare	588.00								
Total Earnings		21.00	588.00	Total Deductions	0.00							74.27	Total Employer Taxes	8.53	

Gross 588.00
Tot Liab 596.53
Net Amt 513.73

Department: (30)Special Enforcement Team Total

Employees	Code	Earning	Hours	Amount	Deduction	Code	Amount	Tax	Code	Amount	Taxable	Tax	Code	Amount	Taxable	Amount
Female	1	Reg Regular	76.00	1933.64	PTAXI Pre-Tax P.	43.47	CA	California SI	1890.17	19.67	CA	Edu & T	0.00	0.00	0.00	0.00
Male	1					CASDI	CA SDI - Err	1933.64	CASUI	California SI	0.00	CA	California SI	0.00	0.00	0.00
						FITW	Federal Inco	1890.17	MED-R	Medicare - E	1933.64	28.04				
						MED	Medicare	1933.64								
Total Earnings			76.00	1933.64	Total Deductions	43.47						217.37	Total Employer Taxes	28.04		

Gross 1933.64
Tot Liab 1961.68
Net Amt 1672.80

Labor Distribution

City of Canyon Lake
Company (10756)

Check Date: 12/29/2016
Process: 2016122901
Period: 12/16/2016 to 12/31/2016

Department: (50)Council Members

Code	Earning	Hours	Amount	Code	Deduction	Amount	Code	Tax	Amount	Code	Tax	Amount	Taxable	Tax	Amount	Taxable	Amount
Reg	Regular		300.00	CA			CA	California SI	0.00	CAETT	CA Edu & T	0.30	300.00	300.00	0.30	300.00	0.30
Emp Id				FITW			FITW	Federal Inco	0.00	CASUI	California SI	15.60	300.00	300.00	15.60	300.00	15.60
Salary	300.00			MED			MED	Medicare	4.35	MED-R	Medicare - E	4.34	300.00	300.00	4.34	300.00	4.34
Total Earnings		0.00	300.00	Total Deductions		0.00	Total Employee Taxes		4.35	Total Employer Taxes		20.24					20.24

Code	Earning	Hours	Amount	Code	Deduction	Amount	Code	Tax	Amount	Code	Tax	Amount	Taxable	Tax	Amount	Taxable	Amount
Reg	Regular		300.00	CA			CA	California SI	0.00	CAETT	CA Edu & T	0.30	300.00	300.00	0.30	300.00	0.30
Emp Id				FITW			FITW	Federal Inco	0.00	CASUI	California SI	15.60	300.00	300.00	15.60	300.00	15.60
Salary	300.00			MED			MED	Medicare	4.35	MED-R	Medicare - E	4.35	300.00	300.00	4.35	300.00	4.35
Total Earnings		0.00	300.00	Total Deductions		0.00	Total Employee Taxes		4.35	Total Employer Taxes		20.25					20.25

Code	Earning	Hours	Amount	Code	Deduction	Amount	Code	Tax	Amount	Code	Tax	Amount	Taxable	Tax	Amount	Taxable	Amount
Reg	Regular		300.00	CA			CA	California SI	0.00	CAETT	CA Edu & T	0.30	300.00	300.00	0.30	300.00	0.30
Emp Id				FITW			FITW	Federal Inco	0.00	CASUI	California SI	15.60	300.00	300.00	15.60	300.00	15.60
Salary	300.00			MED			MED	Medicare	4.35	MED-R	Medicare - E	4.35	300.00	300.00	4.35	300.00	4.35
Total Earnings		0.00	300.00	Total Deductions		0.00	Total Employee Taxes		4.35	Total Employer Taxes		20.25					20.25

Code	Earning	Hours	Amount	Code	Deduction	Amount	Code	Tax	Amount	Code	Tax	Amount	Taxable	Tax	Amount	Taxable	Amount
Reg	Regular		300.00	CA			CA	California SI	0.00	CAETT	CA Edu & T	0.30	300.00	300.00	0.30	300.00	0.30
Emp Id				CASDI			CASDI	CA SDI - Em	2.70	CASUI	California SI	15.60	300.00	300.00	15.60	300.00	15.60
Salary	300.00			FITW			FITW	Federal Inco	0.00	MED-R	Medicare - E	4.35	300.00	300.00	4.35	300.00	4.35
				MED			MED	Medicare	4.35	SS-R	OASDI - Em	0.00	300.00	300.00	0.00	300.00	0.00
				SS			SS	OASDI	0.00								
Total Earnings		0.00	300.00	Total Deductions		0.00	Total Employee Taxes		7.05	Total Employer Taxes		20.25					20.25

Code	Earning	Hours	Amount	Code	Deduction	Amount	Code	Tax	Amount	Code	Tax	Amount	Taxable	Tax	Amount	Taxable	Amount
Reg	Regular		300.00	CA			CA	California SI	0.00	CAETT	CA Edu & T	0.30	300.00	300.00	0.30	300.00	0.30
Emp Id				FITW			FITW	Federal Inco	30.00	CASUI	California SI	15.60	300.00	300.00	15.60	300.00	15.60
Salary	300.00			MED			MED	Medicare	4.35	MED-R	Medicare - E	4.35	300.00	300.00	4.35	300.00	4.35
Total Earnings		0.00	300.00	Total Deductions		0.00	Total Employee Taxes		34.35	Total Employer Taxes		20.25					20.25

Code	Earning	Hours	Amount	Code	Deduction	Amount	Code	Tax	Amount	Code	Tax	Amount	Taxable	Tax	Amount	Taxable	Amount
Reg	Regular		300.00	CA			CA	California SI	0.00	CAETT	CA Edu & T	0.30	300.00	300.00	0.30	300.00	0.30
Emp Id				FITW			FITW	Federal Inco	0.00	CASUI	California SI	15.60	300.00	300.00	15.60	300.00	15.60
Salary	300.00			MED			MED	Medicare	4.35	MED-R	Medicare - E	4.35	300.00	300.00	4.35	300.00	4.35
Total Earnings		0.00	300.00	Total Deductions		0.00	Total Employee Taxes		4.35	Total Employer Taxes		20.25					20.25

Code	Earning	Hours	Amount	Code	Deduction	Amount	Code	Tax	Amount	Code	Tax	Amount	Taxable	Tax	Amount	Taxable	Amount
Reg	Regular		300.00	CA			CA	California SI	0.00	CAETT	CA Edu & T	0.30	300.00	300.00	0.30	300.00	0.30
Emp Id				FITW			FITW	Federal Inco	0.00	CASUI	California SI	15.60	300.00	300.00	15.60	300.00	15.60
Salary	300.00			MED			MED	Medicare	4.35	MED-R	Medicare - E	4.35	300.00	300.00	4.35	300.00	4.35
Total Earnings		0.00	300.00	Total Deductions		0.00	Total Employee Taxes		4.35	Total Employer Taxes		20.25					20.25

Labor Distribution

City of Canyon Lake
Company (10756)

Check Date: 12/29/2016
Process: 2016122901
Period: 12/16/2016 to 12/31/2016

Code	Earning	Hours	Amount	Code	Deduction	Amount	Tax	Code	Amount	Taxable	Tax	Code	Amount	Taxable	Amount
Reg	Regular		300.00	CA	California SI		California SI	CA	0.00	300.00	CA Edu & T	CAETT	0.00	300.00	0.30
33				FITW	Federal Inco		Federal Inco	FITW	200.00	300.00	California SI	CASUI	15.60	300.00	Gross
300.00	Salary			MED	Medicare		Medicare	MED	4.35	300.00	Medicare - E	MED-R	4.35	300.00	Tot Liab
															Net Amt
															20.25

Total Earnings 0.00 **Total Deductions** 0.00 **Total Employee Taxes** 204.35 **Total Employer Taxes** 20.25

Department: (50)Council Members Total

Code	Earning	Hours	Amount	Code	Deduction	Amount	Tax	Code	Amount	Taxable	Tax	Code	Amount	Taxable	Amount
2	Reg		2100.00	CA	California SI		California SI	CA	0.00	2100.00	CA Edu & T	CAETT	0.00	2100.00	2.10
5	Reg			CASDI	CA SDI - Eir		CA SDI - Eir	CASDI	2.70	300.00	California SI	CASUI	109.20	2100.00	Gross
				FITW	Federal Inco		Federal Inco	FITW	230.00	2100.00	Medicare - E	MED-R	30.44	2100.00	Tot Liab
				MED	Medicare		Medicare	MED	30.45	2100.00	OASDI - Eir	SS-R	0.00	300.00	Net Amt
				SS	OASDI		OASDI	SS	0.00	300.00					1836.85
															2241.74
															2100.00
															2100.00
															141.74

Total Earnings 0.00 **Total Deductions** 0.00 **Total Employee Taxes** 263.15 **Total Employer Taxes** 141.74

Report Total

Code	Earning	Hours	Amount	Code	Deduction	Amount	Tax	Code	Amount	Taxable	Tax	Code	Amount	Taxable	Amount
6	125CO Cash	9.50	1176.25	PTAXI	Pre-Tax P	390.55	California SI	CA	445.65	17028.92	CA Edu & T	CAETT	2.10	2100.00	2.10
8	ADML Admin Le	23.75	0.00	PTXPF	Pre-Tax P	483.42	CA SDI - Eir	CASDI	93.45	10382.47	California SI	CASUI	109.20	2100.00	Gross
	Comp Tin	68.00	433.25	FITW	Federal Inco		Federal Inco	FITW	1737.02	17028.92	Medicare - E	MED-R	259.59	17902.89	Tot Liab
	Hol Holiday	226.50	16216.89	MED	Medicare		Medicare	MED	259.59	17902.89	OASDI - Eir	SS-R	0.00	300.00	Net Amt
	Reg Regular	19.00	0.00	SS	OASDI		OASDI	SS	0.00	300.00					17902.89
	Sick Sick	14.00	76.50												18273.78
	Vac Vacation														14493.21
															370.89
															2535.71
															873.97
															17902.89
															2535.71
															370.89

Total Earnings 360.75 **Total Deductions** 873.97 **Total Employee Taxes** 2535.71 **Total Employer Taxes** 370.89

Aaron D Palmer
Aaron Palmer, City Manager

1/4/17
Date



Home Profile Reporting Person Information Education Other Organizations

Manage Reports Billing and Payments Payroll Schedule Member Requests Health Reconciliation Retirement Appointment Reconciliation

Common Tasks **Name:** City of Canyon Lake **CalPERS ID:** 3813045770

Menu **Payment Request Acceptance**

- Billing and Payments
- Super Funded Accounts
- Rate Plan Details
- Payment Accounts

Your request for payment has been accepted.

- **Please print this page for your records.**
- If you need to contact us with questions regarding this payment, please have your Payment Confirmation Number for faster access.
- Your payment will be reflected in your CalPERS account once the payment has been received by CalPERS.
- Your payment account may take longer to post, depending upon your Financial Institution. Once your payment is processed, CalPERS will send a confirmation email to the email address in your profile.

Payment Setup Total
Total Payment Amount: \$730.40

Payment Summary

Payment Confirmation Number	Payment Authorization Date	Receivable ID	Receivable Description	Payment Method	Payment Account Nickname	Selected Payment Amount
1000800839	01/04/2017	100000014881528	Employer Billing, Health - Medical	EFT - Debit	122234149	\$730.40

© Copyright 2017 CalPERS | [Conditions of Use](#) | [Accessibility](#)

Build: v6.3.0.a Baseline: 161216_092203_v6.3_int.2212 UID: 318

Ok to pay 1/4/17



Home Profile Reporting Person Information Education Other Organizations

Manage Reports Billing and Payments Payroll Schedule Member Requests Health Reconciliation Retirement Appointment Reconciliation

Common Tasks **Name:** City of Canyon Lake **CalPERS ID:** 3813045770

Menu

Payment Request Acceptance

Your request for payment has been accepted.

- **Please print this page for your records.**
- If you need to contact us with questions regarding this payment, please have your Payment Confirmation Number for faster access.
- Your payment will be reflected in your CalPERS account once the payment has been received by CalPERS.
- Your payment account may take longer to post, depending upon your Financial Institution. Once your payment is processed, CalPERS will send a confirmation email to the email address in your profile.

Payment Setup Total

Total Payment Amount: \$1,848.35

Payment Summary

Payment Confirmation Number	Payment Authorization Date	Receivable ID	Receivable Description	Payment Method	Payment Account Nickname	Selected Payment Amount
1000800871	01/04/2017	100000014777932	Employer Contribution, Classic, 1684, CalPERS, 2016/2017	EFT - Debit	122234149	\$857.93
1000800872	01/04/2017	100000014780751	Employer Contribution, PEPR New, 26189, CalPERS, 2016/2017	EFT - Debit	122234149	\$990.42

© Copyright 2017 CalPERS | [Conditions of Use](#) | [Accessibility](#)

Build: v6.3.0.a Baseline: 161216_092203_v6.3_int.2212 UID: 318

OK to pay 1/4/17



Home Profile Reporting Person Information Education Other Organizations

Manage Reports Billing and Payments Payroll Schedule Member Requests Health Reconciliation Retirement Appointment Reconciliation

Common Tasks **Name:** City of Canyon Lake **CalPERS ID:** 3813045770

Menu **Payment Request Acceptance**

- Billing and Payments
- Super Funded Accounts
- Rate Plan Details
- Payment Accounts

Your request for payment has been accepted.

- **Please print this page for your records.**
- If you need to contact us with questions regarding this payment, please have your Payment Confirmation Number for faster access.
- Your payment will be reflected in your CalPERS account once the payment has been received by CalPERS.
- Your payment account may take longer to post, depending upon your Financial Institution. Once your payment is processed, CalPERS will send a confirmation email to the email address in your profile.

Payment Setup Total
Total Payment Amount: \$2,027.45

Payment Summary

Payment Confirmation Number	Payment Authorization Date	Receivable ID	Receivable Description	Payment Method	Payment Account Nickname	Selected Payment Amount
1000796066	12/21/2016	100000014777932	Employer Contribution, Classic, 1684, CalPERS, 2016/2017	EFT - Debit	122234149	\$1,020.61
1000796067	12/21/2016	100000014780751	Employer Contribution, PEPR New, 26189, CalPERS, 2016/2017	EFT - Debit	122234149	\$1,006.84

© Copyright 2016 CalPERS | [Conditions of Use](#) | [Accessibility](#)

Build: v6.3 Baseline: 161123_150251_v6.3_Int.2319 UID: 318

OK to pay 1/3/17

**CITY OF CANYON LAKE
BALANCE SHEET - UNAUDITED PRELIMINARY
10 - GENERAL FUND
NOVEMBER 30, 2016**

		<u>BALANCE</u>
ASSETS		
OPERATING CHECKING ACCOUNT	1000	\$ 127,171.85
PETTY CASH IMPREST FUND	1105	300.00
INVESTMENTS	1400	2,635,490.88
LAIF INVESTMENTS	1500	9,600.56
CERTIFICATES OF DEPOSIT	1300	-
ACCOUNTS RECEIVABLE	1800	-
INTEREST RECEIVABLE	1900	-
DUE FROM OTHER GOVERNMENTS	1957	-
PREPAID EXPENSES & DEPOSITS	1960	1,471.00
TOTAL ASSETS		<u>\$ 2,774,034.29</u>
 LIABILITES & FUND BALANCE		
LIABILITIES		
ACCOUNTS PAYABLE	2000	\$ -
PAYROLL PAYABLE	2100	1,037.64
TOTAL LIABILITIES		<u>1,037.64</u>
FUND BALANCE AT 6/30/16		3,384,237.30
CURRENT PERIOD EXCESS (DEFICIT)		(611,240.65)
FUND BALANCE AT 6/30/2017 - PRELIMINARY		<u>2,772,996.65</u>
TOTAL LIABILITES & FUND BALANCE		<u>\$ 2,774,034.29</u>

CITY OF CANYON LAKE
BALANCE SHEET - UNAUDITED PRELIMINARY
12 - KANGAROO RAT FUND
NOVEMBER 30, 2016

		BALANCE
ASSETS		
OPERATING CHECKING ACCOUNT	1000	\$ -
LAIF INVESTMENTS	1500	-
TOTAL ASSETS		\$ -
 LIABILITES & FUND BALANCE		
ACCOUNTS PAYABLE	2010	\$ -
TOTAL LIABILITIES		-
FUND BALANCE AT 6/30/16		-
CURRENT PERIOD EXCESS (DEFICIT)		-
FUND BALANCE AT 6/30/2017 - PRELIMINARY		-
TOTAL LIABILITES & FUND BALANCE		\$ -

**CITY OF CANYON LAKE
BALANCE SHEET - UNAUDITED PRELIMINARY
15 - RSA FUND
NOVEMBER 30, 2016**

		<u>BALANCE</u>
ASSETS		
OPERATING CHECKING ACCOUNT	1000	\$ -
LAIF INVESTMENTS	1500	-
TOTAL ASSETS		<u>\$ -</u>
 LIABILITES & FUND BALANCE		
LIABILITIES		
ACCOUNTS PAYABLE	2010	\$ -
TOTAL LIABILITIES		<u>-</u>
FUND BALANCE AT 6/30/16		-
CURRENT PERIOD EXCESS (DEFICIT)		-
FUND BALANCE AT 6/30/2017 - PRELIMINARY		<u>-</u>
TOTAL LIABILITES & FUND BALANCE		<u>\$ -</u>

**CITY OF CANYON LAKE
BALANCE SHEET - UNAUDITED PRELIMINARY
20 - GAS TAX FUND
NOVEMBER 30, 2016**

		<u>BALANCE</u>
ASSETS		
OPERATING CHECKING ACCOUNT	1000	\$ 899,614.29
DUE FROM OTHER GOVERNMENTS	1957	-
TOTAL ASSETS		<u>\$ 899,614.29</u>
 LIABILITES & FUND BALANCE		
LIABILITIES		
ACCOUNTS PAYABLE	2000	\$ -
TOTAL LIABILITIES		<u>-</u>
FUND BALANCE AT 6/30/16		876,714.09
CURRENT PERIOD EXCESS (DEFICIT)		22,900.20
FUND BALANCE AT 6/30/2017 - PRELIMINARY		<u>899,614.29</u>
TOTAL LIABILITES & FUND BALANCE		<u>\$ 899,614.29</u>

**CITY OF CANYON LAKE
BALANCE SHEET - UNAUDITED PRELIMINARY
21 - MEASURE A FUND
NOVEMBER 30, 2016**

		BALANCE
ASSETS		
OPERATING CHECKING ACCOUNT	1000	\$ 258,387.41
DUE FROM OTHER GOVERNMENTS	1957	-
TOTAL ASSETS		\$ 258,387.41
 LIABILITES & FUND BALANCE		
LIABILITIES		
ACCOUNTS PAYABLE	2000	\$ -
RETENTIONS PAYABLE	2020	-
TOTAL LIABILITIES		-
FUND BALANCE AT 6/30/16		296,244.66
CURRENT PERIOD EXCESS (DEFICIT)		(37,857.25)
FUND BALANCE AT 6/30/2017 - PRELIMINARY		258,387.41
TOTAL LIABILITES & FUND BALANCE		\$ 258,387.41

**CITY OF CANYON LAKE
BALANCE SHEET - UNAUDITED PRELIMINARY
25 - AQMD TRUST FUND
NOVEMBER 30, 2016**

		BALANCE
ASSETS		
OPERATING CHECKING ACCOUNT	1000	\$ 100,643.33
DUE FROM OTHER GOVERNMENT	1957	-
TOTAL ASSETS		\$ 100,643.33
 LIABILITES & FUND BALANCE		
LIABILITIES		
ACCOUNTS PAYABLE	2010	\$ -
TOTAL LIABILITIES		-
FUND BALANCE AT 6/30/16		100,643.33
CURRENT PERIOD EXCESS (DEFICIT)		-
FUND BALANCE AT 6/30/2017 - PRELIMINARY		100,643.33
TOTAL LIABILITES & FUND BALANCE		\$ 100,643.33

**CITY OF CANYON LAKE
BALANCE SHEET - UNAUDITED PRELIMINARY
26 - LAW ENFORCEMENT GRANTS - UNAUDITED
NOVEMBER 30, 2016**

		BALANCE
ASSETS		
OPERATING CHECKING ACCOUNT	1000	\$ 86,002.85
DUE FROM OTHER GOVERNMENTS	1957	-
TOTAL ASSETS		\$ 86,002.85
 LIABILITES & FUND BALANCE		
LIABILITIES		
ACCOUNTS PAYABLE	2010	\$ -
DUE TO GENERAL FUND	2501	-
TOTAL LIABILITIES		-
FUND BALANCE AT 6/30/16		40,012.37
CURRENT PERIOD EXCESS (DEFICIT)		45,990.48
FUND BALANCE AT 6/30/2017 - PRELIMINARY		86,002.85
TOTAL LIABILITES & FUND BALANCE		\$ 86,002.85

**CITY OF CANYON LAKE
BALANCE SHEET - UNAUDITED PRELIMINARY
27 - MISCELLANEOUS GRANTS
NOVEMBER 30, 2016**

		<u>BALANCE</u>
ASSETS		
OPERATING CHECKING ACCOUNT	1000	\$ 21,672.51
DUE FROM OTHER GOVERNMENTS	1957	-
TOTAL ASSETS		<u>\$ 21,672.51</u>
 LIABILITES & FUND BALANCE		
LIABILITIES		
ACCOUNTS PAYABLE	2010	\$ -
DEFERRED REVENUE	2550	-
TOTAL LIABILITIES		<u>-</u>
FUND BALANCE AT 6/30/16		21,672.51
CURRENT PERIOD EXCESS (DEFICIT)		-
FUND BALANCE AT 6/30/2017 - PRELIMINARY		<u>21,672.51</u>
TOTAL LIABILITES & FUND BALANCE		<u>\$ 21,672.51</u>

**CITY OF CANYON LAKE
BALANCE SHEET - UNAUDITED PRELIMINARY
30 - DEBT SERVICE FUND
NOVEMBER 30, 2016**

		BALANCE
ASSETS		
OPERATING CHECKING ACCOUNT		\$ -
CASH WITH FISCAL AGENT	1050	-
TOTAL ASSETS		\$ -
 LIABILITES & FUND BALANCE		
LIABILITIES		
ACCOUNTS PAYABLE	2010	\$ -
TOTAL LIABILITIES		-
FUND BALANCE AT 6/30/16		-
CURRENT PERIOD EXCESS (DEFICIT)		-
FUND BALANCE AT 6/30/2017 - PRELIMINARY		-
TOTAL LIABILITES & FUND BALANCE		\$ -

**CITY OF CANYON LAKE
BALANCE SHEET - UNAUDITED PRELIMINARY
40 - CAPITAL PROJECTS FUND
NOVEMBER 30, 2016**

		BALANCE
ASSETS		
OPERATING CHECKING ACCOUNT	1000	\$ 389,830.25
LAIF INVESTMENTS	1500	-
DUE FROM OTHER GOVERNMENT	1957	-
TOTAL ASSETS		\$ 389,830.25
 LIABILITES & FUND BALANCE		
LIABILITIES		
ACCOUNTS PAYABLE	2010	\$ -
RETENTIONS PAYABLE	2020	-
TOTAL LIABILITIES		-
FUND BALANCE AT 6/30/16		396,935.89
CURRENT PERIOD EXCESS (DEFICIT)		(7,105.64)
FUND BALANCE AT 6/30/2017 - PRELIMINARY		389,830.25
TOTAL LIABILITES & FUND BALANCE		\$ 389,830.25

**CITY OF CANYON LAKE
BALANCE SHEET - UNAUDITED PRELIMINARY
50 - AGENCY FUND
NOVEMBER 30, 2016**

		BALANCE
ASSETS		
OPERATING CHECKING ACCOUNT	1000	\$ 28,841.60
DUE FROM OTHER GOVERNMENTS	1957	-
TOTAL ASSETS		\$ 28,841.60
 LIABILITES & FUND BALANCE		
LIABILITIES		
ACCOUNTS PAYABLE	2010	\$ -
REFUSE LIABILITY	2300	28,841.60
TUMF LIABILITY	2303	-
MSHCP LIABILITIES	2304	-
TOTAL LIABILITIES		28,841.60
TOTAL LIABILITES & FUND BALANCE		\$ 28,841.60

**CITY OF CANYON LAKE
 BALANCE SHEET - UNAUDITED PRELIMINARY
 90 - GENERAL FIXED ASSETS ACCT GROUP
 NOVEMBER 30, 2016**

		BALANCE
ASSETS		
F/A LEASEHOLD IMPROVEMENTS	1970	\$ 735,150.23
F/A LAND	1971	130,000.00
F/A - VEHICLES	1975	272,266.21
F/A - MACHINERY & EQUIPMENT	1980	273,291.04
CONSTRUCTION IN PROGRESS	1990	-
ROADS	1985	9,961,647.19
TOTAL ASSETS		\$ 11,372,354.67
 LIABILITES & FUND BALANCE		
LIABILITIES		
INVESTMENT IN GENERAL FIXED ASSETS	2999	\$ 11,372,354.67
TOTAL LIABILITIES		11,372,354.67
TOTAL LIABILITES & FUND BALANCE		\$ 11,372,354.67

**CITY OF CANYON LAKE
 BALANCE SHEET - UNAUDITED
 BALANCE SHEET - UNAUDITED PRELIMINARY
 NOVEMBER 30, 2016**

		BALANCE
ASSETS		
AMOUNT AVAILABLE FOR LONG TERM DEBT	1998	\$ -
AMOUNT TO BE PROVIDED FOR LTD	1999	481,501.91
TOTAL ASSETS		\$ 481,501.91
 LIABILITES & FUND BALANCE		
LIABILITIES		
ACCRUED EMPLOYEE BENEFITS	2215	\$ 3,077.26
LOAN PAYABLE - RCTC	2976	267,240.72
COUNTY LOAN	2977	211,183.93
TOTAL LIABILITIES		481,501.91
TOTAL LIABILITES & FUND BALANCE		\$ 481,501.91

**CITY OF CANYON LAKE
STATEMENT OF REVENUES, EXPENDITURES AND CHANGES IN FUND BALANCE-UNAUDITED - PRELIMINARY
GENERAL FUND
FOR THE ONE MONTH AND SIX MONTHS ENDED DECEMBER 31, 2016**

	Nov-16 Actual	Nov-16 Budget	Variance	Year-to-Date Actual	July-Nov Budget	% Total of Budget Used
REVENUES						
Taxes	\$ 600,683.71	\$ 587,300.00	\$ 13,383.71	\$ 1,131,975.78	\$ 1,082,000	104.62
Licenses and Permits	25,784.57	24,850.00	934.57	143,345.75	145,945	98.22
Fines	2,375.03	1,000.00	1,375.03	7,800.45	7,300	106.86
Franchise Fees	-	-	-	56,033.49	50,200	111.62
Investment earnings	5,359.88	5,560.00	(200.12)	15,966.99	33,020	48.36
Intergovernmental	-	-	-	-	1,000	-
Other Income	359.97	1,500.00	(1,140.03)	11,951.81	12,000	99.60
Total Revenues	<u>634,563.16</u>	<u>620,210.00</u>	<u>14,353.16</u>	<u>1,367,074.27</u>	<u>1,331,465</u>	<u>102.67</u>
EXPENDITURES						
DEPARTMENTS						
City Council	12,352.90	4,736.00	(7,616.90)	34,066.24	39,126	87.07
City Attorney	4,223.46	6,700.00	2,476.54	30,268.64	40,200	75.30
City Manager	25,867.97	26,850.00	982.03	191,150.98	193,800	98.63
City Clerk	13,778.05	37,053.00	23,274.95	85,769.69	105,018	81.67
Finance	10,335.58	17,520.00	7,184.42	47,018.58	44,160	106.47
Planning	4,502.25	4,692.00	189.75	25,053.12	23,385	107.13
Building & Safety	3,407.19	13,624.00	10,216.81	34,820.40	67,654	51.47
Law Enforcement	114,688.66	132,440.00	17,751.34	563,245.87	555,610	101.37
Fire & Medical	337.04	975.00	637.96	279,329.97	307,950	90.71
Emergency Preparedness	-	140.00	140.00	1,740.60	1,100	158.24
Animal Control	-	3,500.00	3,500.00	54,970.41	75,350	72.95
Public Works Administration	1,386.00	3,230.00	1,844.00	45,592.40	19,320	235.99
NPDES	13,148.08	3,332.00	(9,816.08)	73,052.14	68,152	107.19
Special Enforcement	9,220.64	11,042.00	1,821.36	60,950.63	50,352	121.05
Building & Facility	3,478.34	6,115.00	2,636.66	31,470.99	30,690	102.54
Total Expenditures	<u>216,726.16</u>	<u>271,949.00</u>	<u>55,222.84</u>	<u>1,558,500.66</u>	<u>1,621,867</u>	<u>96.09</u>
Excess (Deficit)	<u>\$ 417,837.00</u>	<u>\$ 348,261.00</u>	<u>\$ (40,869.68)</u>	<u>\$ (191,426.39)</u>	<u>\$ (290,402)</u>	
Fund Balance - Beginning of Year				<u>3,384,236.00</u>		
Fund Balance - June 30, 2017 Preliminary (before closing)				<u>\$ 3,192,809.61</u>		*

* Fund Balance is based on modified accrual basis as no closing procedures are performed until year end.

RECEIVED
JAN 19 2017
BY: *RM*

CITY OF CANYON LAKE
31516 RAILROAD CANYON RD
CANYON LAKE CA 92587

STATEMENT FOR THE PERIOD FROM 12/01/2016 TO 12/31/2016
ACCOUNT 1035003119

THIS IS YOUR REPORT OF INVESTMENTS AND TRANSACTIONS FOR THE PERIOD. INCLUDED IN THE REPORT ARE

- * PORTFOLIO: SUMMARY GRAPHICAL DISPLAY WITH MARKET VALUE & PERCENT
- * ACTIVITY SUMMARY: MARKET VALUE WITH TRANSACTION SUMMARY
- * PORTFOLIO STATEMENT: A LISTING OF COST AND MARKET VALUE OF ASSETS HELD IN THE PORTFOLIO

COST BASIS APPLICABLE FOR CALCULATING CAPITAL GAINS AND LOSSES.
MARKET VALUE IS THE CURRENT VALUE OF EACH ASSET FOR MOST STOCKS AND BONDS.
MARKETS ARE THE CLOSING PRICES ON THE LAST TRADING DAY OF THE PERIOD.

- * TRANSACTION STATEMENT: A COMPLETE LISTING FOR THE PERIOD GROUPED BY TRANSACTION TYPE.
- * DISCLOSURES: CITIZENS BUSINESS BANK MAY RECEIVE RESEARCH AND OTHER BENEFITS FROM BROKER DEALERS WHICH MAY BE CONSIDERED COMPENSATION TO US. UPON REQUEST WE WILL DISCLOSE DETAILS OF ANY COMPENSATION RECEIVED.
- * TO TRUST BENEFICIARIES: UNDER SECTION 17200 OF CALIFORNIA PROBATE CODE, YOU MAY PETITION THE COURT TO OBTAIN A COURT REVIEW OF THE ACCOUNT AND THE ACTS OF THE TRUSTEE. CLAIMS AGAINST THE TRUSTEE FOR BREACH OF TRUST MUST BE MADE WITHIN THREE YEARS FROM THE DATE OF RECEIPT OF AN ACCOUNTING OR OTHER REPORT DISCLOSING FACTS GIVING RISE TO THE CLAIM.

CITIZENSTRUST™ Account Summary Statement




Statement Period: Dec 01, 2016 Through Dec 31, 2016




CITY OF CANYON LAKE
31516 RAILROAD CANYON RD
CANYON LAKE, CA 92587

Account Name:	CITY OF CANYON LAKE CITIZENS BUSINESS BANK
Account Number:	1035003119
Your Relationship Manager Is:	ROBERT SWAN
Phone:	909-483-4390

Investment Portfolio Summary

Market Value As Of	12/01/2016	12/31/2016	% Of Account
 CASH & CASH EQUIVALENTS	263,075.95	64,982.82	2.5%
 FIXED INCOME	1,930,784.05	2,126,356.51	82.0%
 MISCELLANEOUS	404,764.60	403,080.82	15.5%
Total	2,598,624.60	2,594,420.15	100.0%



Activity Summary

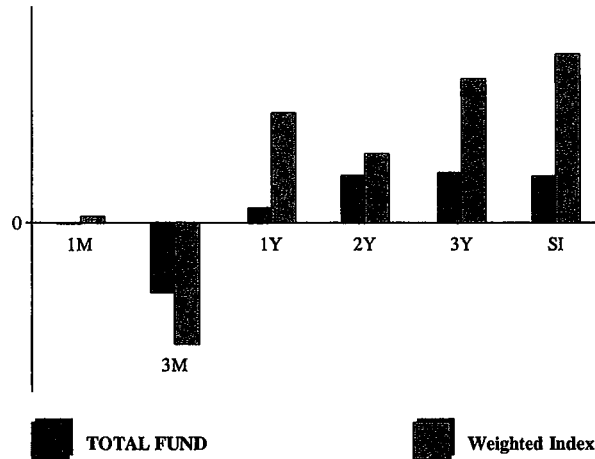
	This Period	Year To Date	Realized Capital Gains / Losses	
			This Period	Year To Date
Beginning Market Value	2,598,624.60	2,598,295.06		
Income	2,591.93	44,101.79	Long Term	0.00
Asset Activity	199,865.39-	66,709.46-	Short Term	9.42-
Fees	819.67-	10,000.00-	Total Gains / Losses	9.42-
Cash Management	198,093.13	32,607.67		13,908.79-
Change In Market Value	4,204.45-	3,874.91-		
Ending Market Value	2,594,420.15	2,594,420.15		

Statement Period: Dec 01, 2016 Through Dec 31, 2016

Performance Summary - Total Returns

	Market Value	1 Month	3 Months	1 Year	2 Years	3 Years	Since Inception 03/01/2010
TOTAL FUND	2,594,420	0.01-	1.35-	0.29	0.92	0.97	0.91
Return On Indexes Weighted Index		0.12	2.36-	2.14	1.35	2.80	3.28
Return On Indexes Fixed GT (95% FX / 5% C)		0.04	1.00-	1.25	1.14	1.21	1.59

Return Comparison



PAST RESULTS ARE NOT INDICATIVE OF FUTURE INVESTMENT RESULTS. FUND DATA IS ON A TRADE DATE BASIS. PERFORMANCE RESULTS ARE GROSS OF MANAGEMENT FEES. RETURNS FOR PERIODS LONGER THAN ONE YEAR ARE ANNUALIZED. MARKET VALUE DOES NOT INCLUDE ACCRUED INCOME.

Statement Period: Dec 01, 2016 Through Dec 31, 2016

Portfolio Statement

Quantity	Description	Market Value	Cost Basis
Cash & Cash Equivalents			
Cash Equivalents			
Citizens Business Bank Mmkt Fund			
64,982.820	CBBMMKFM1 CITIZENS BUSINESS BANK CBB-CITIZENSTRUST SWEEP ACCOUNT	64,982.82	64,982.82
	Total Citizens Business Bank Mmkt Fund	64,982.82	64,982.82
Total	Cash Equivalents	64,982.82	64,982.82
Total	Cash & Cash Equivalents	64,982.82	64,982.82
Fixed Income			
Taxable			
75,000.000	05531FAU7 BB&T CORPORATION DTD 06/29/15 CALL 2.625% 06/29/2020-2020	75,587.25	75,502.70
100,000.000	24422ERE1 JOHN DEERE CAPITAL CORP SERIES MTN DTD 07/12/2011 3.9% 07/12/2021	105,685.00	109,598.00
70,000.000	3130A1CE6 FEDERAL HOME LOAN DTD 03/27/14 2% 12/27/2019	70,778.40	70,920.50
100,000.000	3130A6NA1 FEDERAL HOME LOAN DTD 10/29/15 CALL 1.4% 10/29/2019-2016	98,615.00	100,000.00
50,000.000	3130A8EN9 FEDERAL HOME LOAN BANK DTD 06/14/16 CALL 1.64% 06/14/2021-2016	49,094.50	50,000.00
100,000.000	3130A8NT6 FEDERAL HOME LOAN DTD 07/13/16 CALL 1.48% 07/13/2021-2017	97,578.00	100,000.00
100,000.000	3130AACF3 FEDERAL HOME LOAN BANK DTD 12/30/2016 CALL 2.15% 12/30/2021-2017	99,361.00	100,000.00
100,000.000	313380FB8 FEDERAL HOME LOAN BANK DTD 08/09/12 1.375% 09/13/2019	99,663.00	99,667.18
100,000.000	3133EFZ91 FEDERAL FARM CREDIT BANK DTD 04/12/16 CALL 1.62% 04/12/2021-2017	96,936.00	99,909.00
200,000.000	3134G9J40 FREDDIE MAC DTD 07/26/16 CALL 1% 04/26/2019-2017	198,186.00	200,000.00
50,000.000	3134GAHK3 FREDDIE MAC DTD 09/30/16 CALL 1.6% 09/30/2021-2016	49,185.50	49,967.50

Statement Period: Dec 01, 2016 Through Dec 31, 2016

Portfolio Statement (Continued)

Quantity	Description	Market Value	Cost Basis
Taxable			
100,000.000	3134GAZR8 FREDDIE MAC DTD 12/30/2016 CALL 2.05% 12/30/2021-2017	99,508.00	100,000.00
50,000.000	3136G1C98 FANNIE MAE DTD 02/05/13 1.42% 02/05/2020	49,789.50	50,561.00
100,000.000	3136G3J30 FANNIE MAE DTD 07/28/16 CALL 1.6% 07/28/2021-2016	96,555.00	100,000.00
100,000.000	3136G3VG7 FANNIE MAE DTD 06/29/16 CALL 1.5% 09/29/2020-2016	97,669.00	100,000.00
100,000.000	3136G3XZ3 FANNIE MAE DTD 07/28/16 CALL 1.5% 07/28/2021-2016	97,047.00	100,000.00
100,000.000	3136G4EV1 FANNIE MAE DTD 10/28/16 CALL 1.625% 10/28/2021-2017	97,057.00	99,959.00
93,472.990	31398R7H2 FANNIE MAE SERIES 2010-M4 DTD 07/01/10 3.819% 06/25/2020	97,959.11	100,016.10
75,000.000	36962G5W0 GENERAL ELECTRIC CAP CORP DTD 04/27/2012 2.3% 04/27/2017	75,286.50	78,075.75
150,000.000	48126EAA5 JPMORGAN CHASE DTD 08/20/2012 2% 08/15/2017	150,556.50	149,340.00
200,000.000	69353REW4 PNC BANK NA DTD 04/29/16 CALL 2.15% 04/29/2021-2021	197,358.00	203,794.00
25,000.000	713448BN7 PEPSICO INC DTD 01/14/10 4.5% 01/15/2020	26,901.25	28,169.00
Total	Taxable	2,126,356.51	2,165,479.73
Total	Fixed Income	2,126,356.51	2,165,479.73
Miscellaneous			
Certificates Of Deposit			
Other Banks			
100,000.000	02587DA99 AMERICAN EXPR CENTURION MEDIUM-TERM CD DTD 09/16/15 1.6% 09/17/2018	100,401.20	99,975.00
100,000.000	05580ACZ5 BMW BANK BANK NORTH AMERICA DTD 09/30/15 MEDIUM-TERM CD 2.2% 09/30/2020	101,440.33	99,980.00

Statement Period: Dec 01, 2016 Through Dec 31, 2016

Portfolio Statement (Continued)

Quantity	Description	Market Value	Cost Basis
Other Banks			
100,000.000	14042RAR2 CAPITAL ONE NA MEDIUM-TERM CD DTD 10/07/2015 2.2% 10/07/2020	101,447.47	99,615.00
100,000.000	29266NS32 ENERBANK USA DTD 10/16/2015 MEDIUM-TERM CD 1.75% 10/16/2020	99,791.82	100,000.00
	Total Other Banks	403,080.82	399,570.00
Total	Certificates Of Deposit	403,080.82	399,570.00
Miscellaneous Sundry Assets			
Documents			
1.000	DOC199647 INVESTMENT MANAGEMENT AGREEMENT CITY OF CANYON LAKE A/C# 1035003119	0.00	0.00
	Total Documents	0.00	0.00
Total	Miscellaneous Sundry Assets	0.00	0.00
Total	Miscellaneous	403,080.82	399,570.00
Grand Total Assets		2,594,420.15	2,630,032.55

Account Activity Summary

	Total Cash	Cost Basis Excluding Cash	Market Value Including Cash
Balances Beginning Of Period	0.00	2,628,269.71	2,608,526.85
Prior Accruals			9,902.25-
Unrealized Depreciation This Period			4,195.03-
Current Accruals			11,098.65
Asset Activity	199,865.39-	199,855.97	199,865.39-
Cash Management	198,093.13	198,093.13-	198,093.13
Fees	819.67-	0.00	819.67-
Income	2,591.93	0.00	2,591.93
Realized Gain/loss			9.42-
Non Cash Asset Changes			
Balances End Of Period	0.00	2,630,032.55	2,605,518.80

Transaction Statement

Date	Quantity	Description	Transaction Type	Cash	Cost Basis
12/01/16		Beginning Balance		0.00	2,628,269.71

Statement Period: Dec 01, 2016 Through Dec 31, 2016

Transaction Statement (Continued)

Date	Quantity	Description	Transaction Type	Cash	Cost Basis
Income					
Dividends					
12/01/16		CBBMMKFM1 CITIZENS BUSINESS BANK CBB-CITIZENSTRUST SWEEP ACCOUNT	DIVIDEND	55.80	
Total Dividends				55.80	0.00
Interest					
12/14/16		3130A8EN9 FEDERAL HOME LOAN BANK DTD 06/14/16 CALL 1.64 % 06/14/2021-2016	INTEREST RCVD	410.00	
12/16/16		29266NS32 ENERBANK USA DTD 10/16/2015 MEDIUM-TERM CD 1.75 % 10/16/2020	INTEREST RCVD	143.84	
12/27/16		31398R7H2 FANNIE MAE SERIES 2010-M4 DTD 07/01/10 3.819 % 06/25/2020	INTEREST RCVD	297.91	
12/27/16		3130A1CE6 FEDERAL HOME LOAN DTD 03/27/14 2 % 12/27/2019	INTEREST RCVD	700.00	
12/29/16		05531FAU7 BB&T CORPORATION DTD 06/29/15 CALL 2.625 % 06/29/2020-2020	INTEREST RCVD	984.38	
Total Interest				2,536.13	0.00
Total Income				2,591.93	0.00
Asset Activity					
Assets Purchased					
12/30/16	100,000.000	3134GAZR8 FREDDIE MAC DTD 12/30/2016 CALL 2.05 % 12/30/2021-2017	BUY	100,000.00-	100,000.00
12/30/16	100,000.000	3130AACF3 FEDERAL HOME LOAN BANK DTD 12/30/2016 CALL 2.15 % 12/30/2021-2017	BUY	100,000.00-	100,000.00
Total Assets Purchased				200,000.00-	200,000.00
Assets Sold					
12/27/16	134.610-	31398R7H2 FANNIE MAE SERIES 2010-M4 DTD 07/01/10 3.819 % 06/25/2020	NOTE AND MTG PMT	134.61	144.03-
Total Assets Sold				134.61	144.03-
Total Asset Activity				199,865.39-	199,855.97
Fees					
12/23/16		MANAGEMENT FEES CITIZENS BUSINESS BANK FOR THE PERIOD ENDING 12/20/2016	DISBURSEMENT	819.67-	
Total Fees				819.67-	0.00

Statement Period: Dec 01, 2016 Through Dec 31, 2016

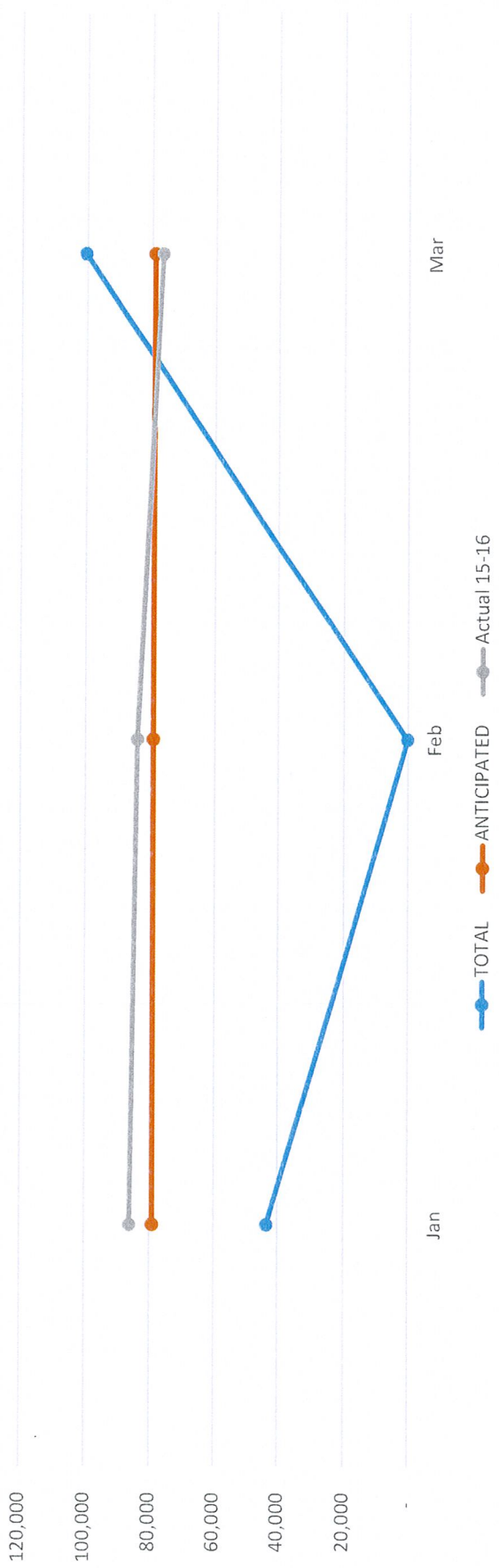
Transaction Statement (Continued)

Date	Quantity	Description	Transaction Type	Cash	Cost Basis
Cash Management					
12/31/16	198,093.130-	CBBMMKFM1 NET CASH MANAGEMENT	NET CASH MGMT	198,093.13	198,093.13-
Total Cash Management				198,093.13	198,093.13-
12/31/16		Ending Balance		0.00	2,630,032.55

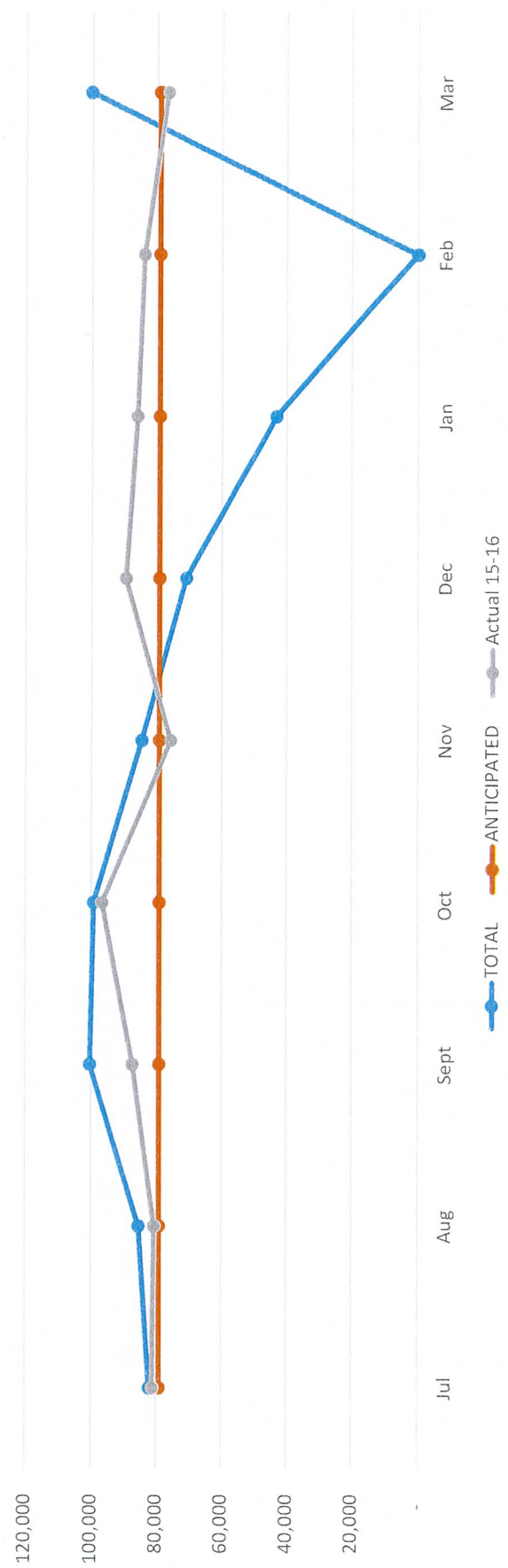
Disclosure

CitizensTrust may receive research and other benefits from Brokers/Dealers which may be considered compensation. Upon request, we will disclose details of any compensation received. We have added an additional benchmark to your performance insert. Call for details.

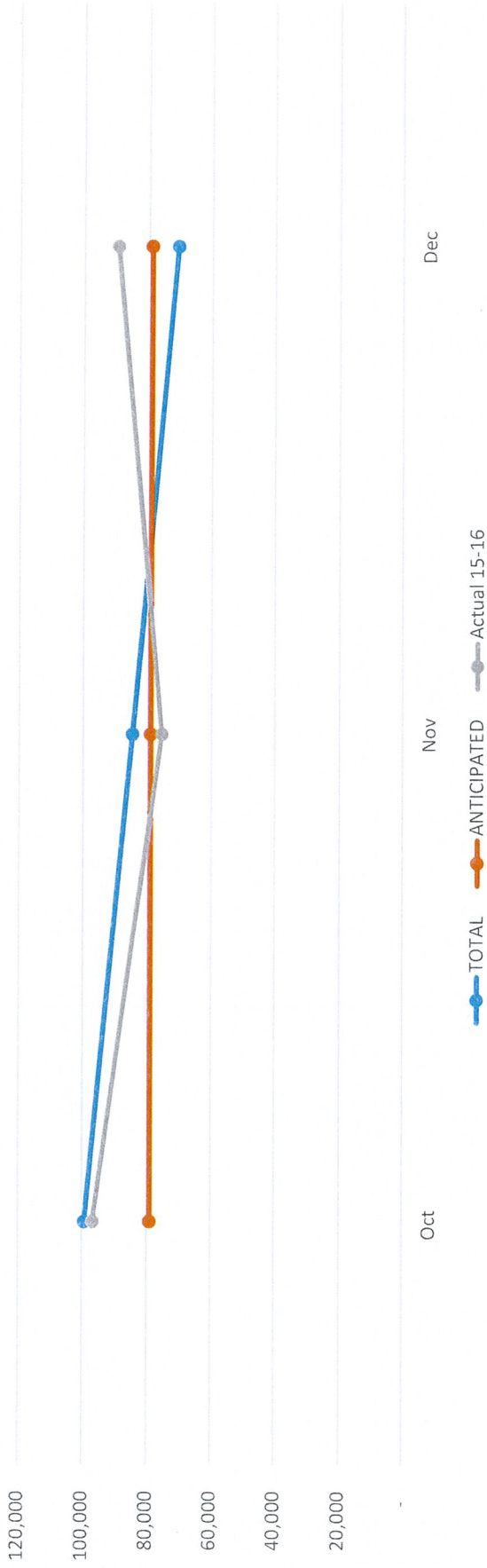
Total Jan - Mar



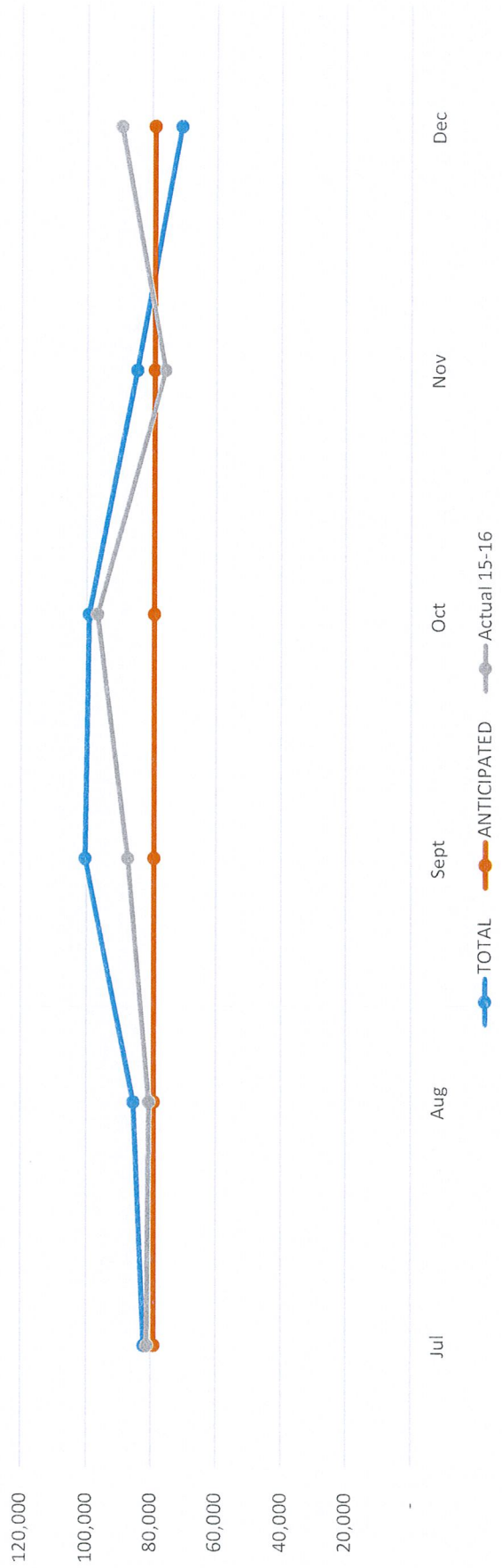
Total Jul - Mar



TOTAL UUT FOR OCT - DEC



TOTAL JULY TO DEC



City of Canyon Lake Utility User Tax

January thru June 2017

	Jan	Feb	March	3rd Quar	Apr	May	June	4th Quar	Total
ELECTRIC	-	-	-	-	-	-	-	-	-
ANTICIPATED	39,622	39,622	39,622	118,866	39,622	39,622	39,622	118,866	237,732
VARIANCE	(\$39,622)	(\$39,622)	(\$39,622)	(\$118,866)	(\$39,622)	(\$39,622)	(\$39,622)	(\$118,866)	(\$237,732)
Actual 15-16	\$42,259	\$45,260	\$35,257	\$122,776	\$27,188	\$21,871	\$25,598	\$74,657	\$197,433
WATER	25,390	-	-	25,390	-	-	-	-	25,390
ANTICIPATED	21,000	21,000	21,000	63,000	21,000	21,000	21,000	63,000	126,000
VARIANCE	\$4,390	(\$21,000)	(\$21,000)	(\$37,610)	(\$21,000)	(\$21,000)	(\$21,000)	(\$63,000)	(\$100,610)
Actual 15-16	\$24,378	\$20,332	\$21,247	\$65,957	\$22,644	\$11,520	\$36,262	\$70,426	\$136,383
SOLID WASTE	-	-	-	-	-	-	-	-	-
ANTICIPATED	2,000	2,000	2,000	6,000	2,000	2,000	2,000	6,000	12,000
VARIANCE	(\$2,000)	(\$2,000)	(\$2,000)	(\$6,000)	(\$2,000)	(\$2,000)	(\$2,000)	(\$6,000)	(\$12,000)
Actual 15-16	\$830	\$708	\$1,139	\$2,677	\$9,324	\$43,827	\$0	\$53,151	\$55,828
GAS	-	-	-	-	-	-	-	-	-
ANTICIPATED	145	145	145	435	145	145	145	435	870
VARIANCE	(\$145)	(\$145)	(\$145)	(\$435)	(\$145)	(\$145)	(\$145)	(\$435)	(\$870)
Actual 15-16	\$256	\$230	\$163	\$649	\$144	\$136	\$126	\$406	\$1,055
TELECOM	13,054	-	-	13,054	14,206	14,201	13,756	42,163	55,217
ANTICIPATED	10,500	10,500	10,500	31,500	10,500	10,500	10,500	126,000	157,500
VARIANCE	\$2,554	(\$10,500)	(\$10,500)	(\$18,446)	\$3,706	\$3,701	\$3,256	(\$83,837)	(\$102,283)
Actual 15-16	\$12,050	\$11,470	\$17,714	\$41,234	\$14,890	\$16,319	\$14,960	\$46,169	\$87,403
VIDEO USERS	4,823	-	-	4,823	5,078	4,828	4,990	14,896	19,719
ANTICIPATED	5,900	5,900	5,900	17,700	5,900	5,900	5,900	70,800	88,500
VARIANCE	(\$1,077)	(\$5,900)	(\$5,900)	(\$12,877)	(\$822)	(\$1,072)	(\$910)	(\$55,904)	(\$68,781)
Actual 15-16	\$6,193	\$5,897	\$1,084	\$13,174	\$1,144	\$1,144	\$1,210	\$3,498	\$16,672
TOTAL	43,266	-	100,356	143,623	-	-	-	57,060	200,682
ANTICIPATED	79,167	79,167	79,167	237,501	79,167	79,167	79,167	237,501	475,002
VARIANCE	(\$35,901)	(\$79,167)	(\$79,167)	(\$194,235)	(\$59,882)	(\$60,138)	(\$60,421)	(\$328,041)	(\$522,276)
Actual 15-16	\$85,966	\$83,897	\$76,604	\$246,467	\$75,334	\$94,817	\$78,156	\$248,307	\$494,774

Electric	Jul	Aug	Sep	Oct	Nov	Dec	Jan	Feb	Mar	Apr	May	Jun	Total
Constellation New Energy, Inc	21.38	-	31.46	14.08	14.67								81.59
Southern California Edison	25,576.80	36,714.31	52,178.67	50,782.04	37,673.58	26,972.44							229,897.84
Total	25,598.18	36,714.31	52,210.13	50,796.12	37,688.25	26,972.44							229,979.43
Actual 2015-16	37,904.00	40,847.00	49,124.00	47,222.00	32,349.00	36,344.00	42,259.00	45,260.00	35,257.00	27,188.00	21,871.00	25,598.00	441,223.00

Mailed in a Zero Return

Water	Jul	Aug	Sep	Oct	Nov	Dec	Jan	Feb	Mar	Apr	May	Jun	Total
EMWD	1,858.95	2,009.30	2,142.91	2,388.57	2,027.05	2,070.02	1,715.13						14,211.93
EVMWD	34,403.34	23,651.96	26,106.08	23,927.75	25,648.46	22,808.20	23,674.89						180,220.68
Total	36,262.29	25,661.26	28,248.99	26,316.32	27,675.51	24,878.22	25,390.02						194,432.61
Actual 2015-16	22,872.00	22,520.00	19,487.00	30,580.00	25,405.00	24,139.00	24,378.00	20,332.00	21,247.00	22,644.00	11,520.00	36,262.00	281,386.00

CR&R	Jul	Aug	Sep	Oct	Nov	Dec	Jan	Feb	Mar	Apr	May	Jun	Total
CR&R	-	2,692.36		2,692.36									5,384.72

Actual 2015-16	914.00	883.00	1,038.00	830.00	708.00	10,409.00	830.00	708.00	1,139.00	9,324.00	43,827.00	-	70,610.00
----------------	--------	--------	----------	--------	--------	-----------	--------	--------	----------	----------	-----------	---	-----------

Gas	Jul	Aug	Sep	Oct	Nov	Dec	Jan	Feb	Mar	Apr	May	Jun	Total
The Gas Company	120.99	111.44	114.54	111.98	105.77	121.54							686.26
Xoom Energy, LLC	5.07	3.60	3.25	2.91	4.04	4.22	-						23.09
Total	126.06	115.04	117.79	114.89	109.81	125.76	-	-	-	-	-	-	709.35
Actual 2015-16	101.00	101.00	100.00	96.00	124.00	196.00	256.00	230.00	163.00	144.00	136.00	126.00	1,773.00

Telecom	Jul	Aug	Sep	Oct	Nov	Dec	Jan	Feb	Mar	Apr	May	Jun	Total
AT&T Corp	53.28	52.86	56.16	56.22	61.96	55.97	55.10						391.55
Century Link Communications	0.67	0.68	0.72	0.72	0.67	0.63							4.09
Compliance Solutions - GreatCall, Inc. dba Jitterbug	56.03	56.41	68.12	64.47	74.91	66.93	68.32						455.19
Compliance Solutions - Nextiva, Inc.	25.48	25.72	25.67	25.35	25.48	25.48	25.14						178.32
Compliance Solutions - Opex Communications, Inc.	-	-	-	-	-	-	0.32						
Compliance Solutions - Ready Wireless, LLC	1.51	0.91	3.12	3.72	2.11	2.10	2.10						15.57
Compliance Solutions - SpectroTel, Inc.	-	-	-	-	-	-	-						-
Consumer Cellular							704.08						
Crickit Wireless LLC	13.28	15.30	11.32	11.33	16.38	15.25	19.42						102.28
Flash Wireless, LLC c/o Avalara, Inc. (FKA Etax Services)	3.07	1.12	1.12	-	-	-	-						5.31
Frontier California, Inc. (Split)	3,058.52	3,155.99	3,018.81	3,005.69	2,861.68	2,731.64	2,684.75						20,517.08
Frontier Communications of America	477.15	472.98	350.31	287.57	432.77	-	-						2,020.78
Granite Tele LLC	-	1.27	-	-	-	-	-						1.27
Google North America Inc. c/o Avalara, Inc.	0.10	0.10	0.09	5.31	1.17	1.19	-						0.67
InReach, Inc. c/o Avalara, Inc. (FKA Etax Services)	-	-	-	0.09	0.09	0.20	-						-
iWireless	-	-	-	-	-	-	-						-
Level 3 Communications LLC	1.80	1.58	2.47	2.29	2.54	2.17	-						12.85
Los Angeles SMSA Limited Part	4,085.56	3,962.58	4,002.22	3,850.81	3,811.78	3,801.41	3,737.73						27,252.09
MCI Communications Services, Inc	13.75	14.28	16.06	16.14	10.57	12.16	11.75						94.71
MetroPCS California, LLC	36.02	42.63	38.96	40.94	39.28	41.51	40.50						279.84
New Cingular Wireless PCS LLC	3,340.69	3,318.47	3,370.96	3,232.52	3,226.78	3,173.50	3,353.53						23,016.45
OnStar LLC	312.02	15.80	14.67	15.48	15.69	14.01	13.53						401.20
Pacific Bell Telephone Company	5.09	5.01	5.18	5.26	5.19	4.46	1.09						31.28
PNG Telecommunications Inc. c/o Avalara, Inc. (FKA Etax Services)	-	-	-	-	-	-	-						-
Spok, Inc	-	-	-	-	-	-	-						-
Sprint Communications	4.87	2.06	1.63	1.09	1.22	1.01	1.10						12.98
Sprint Spectrum	44.27	48.80	50.85	50.62	42.15	43.28	44.00						323.97
Sprint Telephony PCS, LP Wireless Post Paid													
Sprint Telephony PCS, LP CA Prepaid Wireless MTS Surcharge	1,995.32	2,183.51	2,116.91	1,968.60	2,069.09	2,203.48	2,065.09						2,203.48
Star2star Communications	7.48	-	4.25	7.70	7.70	7.70	7.70						42.53
T-Mobile West	1,154.70	1,159.66	1,231.11	1,251.52	1,194.33	1,264.25	-						7,255.57
TWC Digital Phone LLC													
U.S Telepacific Corp.	92.90	97.44	95.62	90.20	89.98	90.06	89.05						645.25
Utility Telecom Group, Inc. (UTG)	22.02	22.28	22.10	22.15	22.25	22.58	-						133.38
Utility Telephone, Inc													
Verizon Long Distance, LLC													
Virgin Mobile USA, LP	106.80	133.83	118.51	125.49	129.67	116.97	129.50						860.77
Vonage American c/o Etax Serv	42.50	40.04	59.19	58.61	49.23	51.63	-						301.20
Vonage Business Solutions c/o Etax	5.45	6.04	6.52	6.45	5.93	6.79	-						37.18
Total	14,960.33	14,837.35	14,692.65	14,206.34	14,200.60	13,756.36	13,053.80						98,995.36
Actual 2015-16	13,063.00	10,050.00	11,727.00	11,995.00	11,095.00	12,114.00	12,050.00	11,470.00	14,890.00	14,960.00	16,319.00	14,960.00	157,387.00

Sent in a zero report

Video Users	Jul	Aug	Sep	Oct	Nov	Dec	Jan	Feb	Mar	Apr	May	Jun	Total
Frontier California, Inc.	4,013.99	4,006.40	3,849.82	3,825.60	3,501.71	3,514.52	3,618.86						26,330.90
Time Warner Cable Business LLC	33.95	33.95	33.95	33.95	33.95	33.72	33.57						237.04
Time Warner Cable Info Services (CA) LLC	1,176.42	1,310.48	1,202.90	1,218.69	1,292.27	1,441.87	1,170.19						8,812.82
Total	5,224.36	5,350.83	5,086.67	5,078.24	4,827.93	4,990.11	4,822.62						35,380.76
Actual 2015-16	6,390.00	6,216.00	5,782.00	6,030.00	5,967.00	6,226.00	6,193.00	5,897.00	1,084.00	1,144.00	1,144.00	1,210.00	53,283.00