



**AGENDA
SPECIAL MEETING
ADMINISTRATION, FINANCE and PLANNING COMMITTEE**

**Larry Greene
Randy Bonner**

**Tuesday, May 2, 2017
10:30 a.m.**

**Canyon Lake Council Chambers
31516 Railroad Canyon Road
Canyon Lake, CA 92587**

1. Call to Order
2. Pledge of Allegiance
3. Roll Call
4. Public Comments
5. Accept Meeting Minutes
 - 5.1 April 4, 2017 **Pg. 3**
6. Update by Charles Abbot Associates
7. Review of May 3, 2017 Council Meeting Agenda – Recommendations to Council
 - a. Claims and Demands **Pg. 9**
 - b. Credit Card Review **Pg. 35**
8. March Financial Statements **Pg. 41**
9. Investment Report **Pg. 43**
10. Update Regarding Utility Users Tax Collected to Date **Pg. 53**
11. Staff Comments
12. Committee Member Comments
13. Adjournment

Next Meeting Date: June 6, 2017

MINUTES
REGULAR MEETING OF THE CANYON LAKE
ADMINISTRATION, FINANCE AND PLANNING COMMITTEE
Tuesday, April 4, 2017

City Council Chambers
31516 Railroad Canyon Road
Canyon Lake, CA 92587

1. Call to Order

Chairman Greene called the meeting to order at 8:00 a.m.

2. Pledge of Allegiance

Committee Member, Randy Bonner, led the flag salute

3. Roll Call

Present: Committee Chairman Greene
 Committee Member Bonner

Larry Green, Committee Chair asked everyone in attendance to introduce themselves.

4. Public Comments

There were no public comments.

5. Accept Meeting Minutes

5.1 Administration and Finance Committee Minutes – February 28, 2017

The minutes were accepted as presented.

6. Update by Charles Abbot Associates

Margaret Monson, Public Works Department, discussed the future plant replacement plan for the median on Railroad Canyon Road. It was discussed there was an inventory done, and the City had an estimate and was waiting for landscape maintenance company, CTAI Greenscape Pacific, to finalize the agreement, then it would be presented to City Manager.

Margaret Monson also discussed planting around new City monument signs and if the median plant replacement and new planting around the City monuments could be done at the same time the City could take advantage, as far as traffic control and closing of a lane to deliver plants into the median.

Margaret Monson also discussed the request to remove the planter at the east end of Railroad Canyon Road that was obstructing the City monument sign and move it to the west end of Railroad Canyon Road. There was a proposal of \$7,600.00 and the Public Works Department was directed to forgo the removal due to cost.

Margaret Monson also discussed that there was a bacterial and mold assessment done by H2 Environmental at Fire Station 60 and the Public Works Department should receive a report soon with the results.

It was discussed that the Public Works Department prepared a rough estimate for a Slurry Seal of the entire stretch of Railroad Canyon Road that included sealing the pavement to extend the life. It was discussed that the striping on Railroad Canyon Road would have to be removed and replaced during the process. The estimate of \$500,000.00 was submitted to the City Manager.

It was discussed that TUMF (Transportation Uniform Mitigation Fee) money could be used for the Slurry Seal on Railroad Canyon Road.

Margaret Monson discussed the speed feedback signs along Railroad Canyon Road as well as the speed limit signs. The Traffic Engineer had done a survey and recommended that more, larger, speed limit signs should be placed in-between traffic signals and recommended looking at larger electronic speed feedback signs to be installed at separate locations with solar power.

An update was provided regarding the tree trimming along Railroad Canyon Road. Margaret Monson discussed the City was working on the contract with Parkwest Tree Care to do the trimming of the mature trees along Railroad Canyon Road and the scheduling should take place in the near future.

An update was provided on the last of the lighting replacement on Blackhorse and Big Tee.

There was discussion regarding PV Maintenance placing and painting wheel stops at the fire station in order to prevent people from running over the landscape and breaking the irrigation systems.

There was further discussion regarding residents driving over the landscape.

There was discussion regarding Building and Safety activity plan checks.

There was discussion regarding a Pedestrian/golf cart bridge over Railroad Canyon Road, the completion of Measure A CIP reporting for the City, and possible safe route to school and reported findings to the City Manager.

Larry Greene, Committee Chair, brought up the discussion regarding the wrought iron fencing and it was discussed that the Public Works Department were still working on getting correct plans and specifications before going back out to bid.

There was discussion regarding Building and Safety activity including permits, plan checks, and inspections.

There was discussion regarding the commercial improvement for the Canyon Cowboy Restaurant located in the Canyon Lake Town Center.

There was additional discussion regarding the pickle ball court plans that were approved.

There was discussion that everything had been approved regarding the Dog Park.

7. Review of April 5, 2017 Council Meeting Agenda – Recommendation to Council

a. Claims and Demands

There was discussion regarding a check for Fastsigns, and Terry Shea, Accountant, and Mike Borja, Administrative Services Manager, provided an explanation for that item.

Larry Greene, Committee Chair, discussed for future bids that require lane closures that the contractor provide that service and it be specified in bid documents that go out so the cost would be accounted for in the bid totals.

Randy Bonner, Committee Chair, asked a question regarding the rental of the conference room for \$250.00.

Aaron Palmer, City Manager, explained that half the room was used on a daily basis by Special Enforcement and the other half of the room is used on occasion for meetings.

There was discussion regarding what building was listed for sale near the conference room.

There was further discussion regarding lane closures and traffic controls.

Chairman Greene asked a question regarding the Yukon City vehicle that was rear ended and the insurance is working on getting funds paid back.

There was discussion regarding check number 22954 to CTAI Pacific Greenscape, and the amount included the monthly contract and cost for the existing light fixture replacement.

There was discussion regarding the incident of someone hitting the new trees planted in the median on east end of Railroad Canyon Road by the City monument sign.

There was a discussion regarding check number 22956 to Fastsigns for the third City monument sign and the amount would be reimbursed by a grant from Western Riverside Council of Governments (WRCOG).

There was discussion where the third monument sign would be stored.

There was discussion on check number 22965 to the Riverside County Sheriff's department for the SART(Sexual Assault Response Team) Exam.

There was discussion regarding when the XEROX copier lease would be concluded.

There was discussion regarding how Charles Abbot fees were calculated.

There was discussion regarding potentially expanding City Hall in the future.

There was discussion regarding an additional payments to Fastsigns.

There was discussion regarding check number 22986 regarding the water bill for Fire Station 60.

There was a question regarding the City's Ipads.

City Manager Palmer explained where a number of the Ipads were and who was in possession of them. He discussed that he was in the process of working with Verizon to get a list of what Ipads the City owns and what exactly the City is paying for.

b. Credit Card Review

There were no comments

8. March Financial Statements

Terry Shea, accountant, discussed that the Sheriffs' payment was not on the February statement and next month would reflect two payments.

9. Investment Report

Terry Shea, accountant, made a comment that the rates were going up.

10. Update Regarding Utility Users Tax Collected to Date

There was discussion regarding the addition of a graph that would include current year and prior year.

There was discussion that City was on pace for \$1,010,000.00 for the year.

11. Staff Comments

There was discussion to change the monthly budget report and percentage of budget used to year-to-date schedules.

City Manager Palmer discussed a Budget Workshop on May 10, 2017 with the Council at 4:00 p.m.

There was discussion regarding adopting the budget at the June 7, 2017 Regular Council Meeting.

12. Committee Member Comments

There were no comments.

13. Adjournment

The meeting was adjourned at 8:43 a.m.

Respectfully Submitted,

Stephanie Hunter
Office Specialist

City of Canyon Lake
City Council
Staff Report

TO: Mayor Pro Tem and City Council
FROM: Kayla Malin, Accountant
DATE: June 1, 2017
SUBJECT: List of Demands

Recommendation:

That the City Council adopts a resolution entitled: RESOLUTION NO. 2017-05

A RESOLUTION OF THE CITY COUNCIL OF THE
CITY OF CANYON LAKE ALLOWING CERTAIN
CLAIMS AND DEMANDS AS SET FORTH IN EXHIBIT A

Background:

All claims and demands are reported and summarized for review and approval by the City Council on a routine basis at each City Council meeting. The attached claims represent the paid claims and demands since the City Council meeting of April 5, 2017.

Budget (or Fiscal) Impact:

All claims and demands are paid from appropriated funds or authorized resources of the City and have been recorded in accordance with the City's policies.

Attachments:

Resolution
List of Demands

RESOLUTION NO. 2017-05

A RESOLUTION OF THE CITY COUNCIL OF THE CITY OF CANYON LAKE, CALIFORNIA, ALLOWING CERTAIN CLAIMS AND DEMANDS AS SET FORTH IN EXHIBIT A

The City Council of the City of Canyon Lake does hereby resolve as follows:

Demands are approved as shown on the Demand\Warrant Register of June 1st, in the amount of \$672,230.57 as follows:

Payroll Earnings (Gross)	\$	40,729.86	(2nd Half of March & 1st Half of April)
Payroll Taxes - Employer	\$	1,406.83	(2nd Half of March & 1st Half of April)
On-line Retirement		3,996.90	(2nd Half of March & 1st Half of April)
On-line Health		309.48	(For the Month of April)
General		625,787.50	
TOTAL	\$	<u>672,230.57</u>	

PASSED, APPROVED AND ADOPTED this 1st day of June 2017.

Mayor Pro Tem, Vicki Warren

ATTEST:

Stephanie Hunter, Office Specialist

State of California
County of Riverside) ss
City of Canyon Lake)

I, Stephanie Hunter, City Clerk of the City of Canyon Lake, California, DO HEREBY CERTIFY, that the foregoing is a true and correct copy of the Resolution No. 2017-05 adopted by the City Council of the City of Canyon Lake, California, at adjourned meeting thereof, held on June 1, 2017, by the following vote:

AYES:
NOES:
ABSTAIN:
ABSENT:

Stephanie Hunter, Office Specialist

City of Canyon Lake
 Check/Voucher Register - Council Report - Expenditures
 From 4/1/2017 Through 4/30/2017

Check Num...	Matching Docum... Date	Vendor Name	Transaction Description	Check Amount	Fund Code	Fund Short Title
23010	4/13/2017	Abila	Abilia MIP - Accounting Software Renewal for June 2017	803.00	10	GENERAL
Total 23010	4/13/2017			803.00		
23011	4/13/2017	AMERICAN FORENSIC NURSES INC	Sherriff's Dept DUI Blood Draws; 3/15/17	120.00	10	GENERAL
Total 23011	4/13/2017			120.00		
23012	4/13/2017	ANIMAL FRIENDS OF THE VALLEYS	Animal Control Services for Jan 2017	3,500.00	10	GENERAL
Total 23012	4/13/2017			3,500.00		
23013	4/13/2017	California Bulding Standards Commission	Permit Valuation Fee Report Form; Jan - Mar 2017	154.80	10	GENERAL
Total 23013	4/13/2017			154.80		
23014	4/13/2017	CHARLES ABBOTT ASSOCIATES, INC.	Engineering Services March 2017	9,458.23	10	GENERAL
23014	4/13/2017	CHARLES ABBOTT ASSOCIATES, INC.	Permit and Plan Review March 2017	11,339.22	10	GENERAL
23014	4/13/2017	CHARLES ABBOTT ASSOCIATES, INC.	Engineering Services March 2017	9,615.00	20	GAS TAX
Total 23014	4/13/2017			30,412.45		
23015	4/13/2017	City of San Gabriel	Public Records Act Class for Hunter; 4/17/17	20.00	10	GENERAL
Total 23015	4/13/2017			20.00		
23016	4/13/2017	C.L.CHAMBER OF COMMERCE	2017 Chamber Golf Tournament Sponshorship Dinner; 5/20/17	550.00	10	GENERAL

City of Canyon Lake
 Check/Voucher Register - Council Report - Expenditures
 From 4/1/2017 Through 4/30/2017

Check Num...	Matching Docum... Date	Vendor Name	Transaction Description	Check Amount	Fund Code	Fund Short Title
Total 23016	4/13/2017			550.00		
23017	4/13/2017	Canyon Lake Property Owners Assoc.	Buoy Supplies Reimbursement	345.53	10	GENERAL
Total 23017	4/13/2017			345.53		
23018	4/13/2017	Corelogic Information Solutions, INC.	Database for Code Enforcement March 2017	30.00	10	GENERAL
Total 23018	4/13/2017			30.00		
23019	4/13/2017	Cota Cole LLP	Attorney Services March 2017	10,148.06	10	GENERAL
23019	4/13/2017	Cota Cole LLP	Attorney Services; Marina Landscape March 2017	441.46	10	GENERAL
Total 23019	4/13/2017			10,589.52		
23020	4/13/2017	CTAI PACIFIC GREENSCAPE	Canyon Lake Fire Station Landscape Maintenance; March 2017	250.00	10	GENERAL
23020	4/13/2017	CTAI PACIFIC GREENSCAPE	Median & Parkways Landscape Maintenance for March 2017	5,200.00	20	GAS TAX
23020	4/13/2017	CTAI PACIFIC GREENSCAPE	Railroad Canyon Road Median Light Replacement; 3/29/17	260.00	20	GAS TAX
Total 23020	4/13/2017			5,710.00		
23021	4/13/2017	DATA TICKET	Monthly Citation Processing March 2017	100.00	10	GENERAL
23021	4/13/2017	DATA TICKET	Monthly Citation Processing; Feb 2017	100.00	10	GENERAL
Total 23021	4/13/2017			200.00		

City of Canyon Lake
 Check/Voucher Register - Council Report - Expenditures
 From 4/1/2017 Through 4/30/2017

Check Num...	Matching Docum... Date	Vendor Name	Transaction Description	Check Amount	Fund Code	Fund Short Title
23022	4/13/2017	Department of Justice Accounting Office	Fingerprint Apps March 2017	96.00	10	GENERAL
Total 23022	4/13/2017			96.00		
23023	4/13/2017	DEPARTMENT OF CONSERVATION	Q1 State Report for Motion & Seismic Hazard; Jan - Mar 2017	403.64	10	GENERAL
Total 23023	4/13/2017			403.64		
23024	4/13/2017	DownStream Services, Inc	Stormwater Maintenance; 11/23/16	3,000.00	20	GAS TAX
Total 23024	4/13/2017			3,000.00		
23025	4/13/2017	Division of the State Architech	Disability Access & Education Fee Report Jan-Mar 2017	79.80	10	GENERAL
Total 23025	4/13/2017			79.80		
23026	4/13/2017	ELSINORE VALLEY MUNI WATER DIS	Water Bill for City Hall; 2/23/17 to 3/24/17	109.42	10	GENERAL
23026	4/13/2017	ELSINORE VALLEY MUNI WATER DIS	Water Service Fire Station 2/24/17-3/27/17	112.20	10	GENERAL
23026	4/13/2017	ELSINORE VALLEY MUNI WATER DIS	Water Service 2/24/17-3/27/17	739.17	20	GAS TAX
Total 23026	4/13/2017			960.79		
23027	4/13/2017	Fastsigns	Acylic Cut Letters & Graphic Design Fee/Installation 2/23/17	390.30	40	CAP. PROJ.
Total 23027	4/13/2017			390.30		
23028	4/13/2017	GOLDING PUBLICATIONS	Business Cards for Jim Morrissey	37.71	10	GENERAL

City of Canyon Lake
 Check/Voucher Register - Council Report - Expenditures
 From 4/1/2017 Through 4/30/2017

Check Numb...	Matching Docum... Date	Vendor Name	Transaction Description	Check Amount	Fund Code	Fund Short Title
Total 23028	4/13/2017			37.71		
23029	4/13/2017	Interpreters Unlimited	Language Services 2/14/17	26.00	10	GENERAL
Total 23029	4/13/2017			26.00		
23030	4/13/2017	Jani-King of California, Inc. L.A./Col Region	City Hall Cleaning Services for April 2017	720.37	10	GENERAL
Total 23030	4/13/2017			720.37		
23031	4/13/2017	Joe's Hardware	Supplies for Code Enforcement; 3/27/17	45.60	10	GENERAL
Total 23031	4/13/2017			45.60		
23032	4/13/2017	Larry Greene	Phone/Internet Reimbursement March 2017	100.00	10	GENERAL
Total 23032	4/13/2017			100.00		
23033	4/13/2017	Maureen Kane & Associates, Inc.	Technical Training for Clerks Series 400; June 20, 2017	1,550.00	10	GENERAL
Total 23033	4/13/2017			1,550.00		
23034	4/13/2017	MR. WINDOW & CO.	Window Cleaning for April 5, 2017	60.00	10	GENERAL
Total 23034	4/13/2017			60.00		
23035	4/13/2017	PETERSON ELECTRIC	Canyon Lake Retro Fit Lighting	245.78	10	GENERAL
Total 23035	4/13/2017			245.78		
23036	4/13/2017	Pitney Bowes, Inc.	Postage Meter Lease; 3/22/2017	131.86	10	GENERAL

City of Canyon Lake
 Check/Voucher Register - Council Report - Expenditures
 From 4/1/2017 Through 4/30/2017

Check Num...	Matching Docum... Date	Vendor Name	Transaction Description	Check Amount	Fund Code	Fund Short Title
Total 23036	4/13/2017			131.86		
23037	4/13/2017	County Executive Office, Finance	SCFA Debt Service Due FY 2016-17	30,654.00	10	GENERAL
Total 23037	4/13/2017			30,654.00		
23038	4/13/2017	RIVERSIDE COUNTY FIRE DEPT	Fire Protection Services, 2nd Qtr. FY 16/17, Oct-Dec 2016	270,473.37	10	GENERAL
Total 23038	4/13/2017			270,473.37		
23039	4/13/2017	RIV. CO. SHERIFF'S DEPT., Acctg & Fin	Sherriff's Dept Contract 02/02/17-03/01/17	111,142.54	10	GENERAL
Total 23039	4/13/2017			111,142.54		
23040	4/13/2017	SOUTHERN CALIFORNIA EDISON	Electricity Bill for Office Lease 02/21/17-03/22/17	38.05	10	GENERAL
23040	4/13/2017	SOUTHERN CALIFORNIA EDISON	Electricity Bill for Traffic Signals; 2/22/17 to 3/23/17	83.81	20	GAS TAX
23040	4/13/2017	SOUTHERN CALIFORNIA EDISON	Electricity for Taffric Signals; 3/1/17 to 3/30/17	371.50	20	GAS TAX
Total 23040	4/13/2017			493.36		
23041	4/13/2017	Sparkletts	Water for City Hall; 3-15-17 to 3-29-17	70.14	10	GENERAL
Total 23041	4/13/2017			70.14		
23042	4/13/2017	STAPLES	Office Supplies - Binders, Cups, Paper; 3/18/17	389.89	10	GENERAL
23042	4/13/2017	STAPLES	Office Supplies - Coffee, Staples, Binder; 3/25/17	242.71	10	GENERAL
23042	4/13/2017	STAPLES	Office Supplies Inv Date 4/1/17	88.09	10	GENERAL

City of Canyon Lake
 Check/Voucher Register - Council Report - Expenditures
 From 4/1/2017 Through 4/30/2017

Check Num...	Matching Docum... Date	Vendor Name	Transaction Description	Check Amount	Fund Code	Fund Short Title
Total 23042	4/13/2017			720.69		
23043	4/13/2017	Synoptek	Adobe Acrobat; 3/27/17	489.11	10	GENERAL
23043	4/13/2017	Synoptek	IT Services for April 2017	1,910.00	10	GENERAL
Total 23043	4/13/2017			2,399.11		
23044	4/13/2017	TPx Communications	City Hall Phone Systems; 3/16/17 to 4/15/17	557.12	10	GENERAL
Total 23044	4/13/2017			557.12		
23045	4/13/2017	The Gas Company	Gas Bill; Billing Period: 2/28/17 to 3/29/17	61.50	10	GENERAL
Total 23045	4/13/2017			61.50		
23046	4/13/2017	Toshiba Financial Services	Monthly Copier Lease; 3/15/17 to 4/15/17	778.87	10	GENERAL
Total 23046	4/13/2017			778.87		
23047	4/13/2017	TVC, Inc.	Repair Phone Issues in Bldg and Safety	135.00	10	GENERAL
Total 23047	4/13/2017			135.00		
23048	4/13/2017	VERIZON CALIFORNIA	iPads Service 04/04/17 - 05/03/17	239.10	10	GENERAL
Total 23048	4/13/2017			239.10		
23049	4/13/2017	VERIZON CALIFORNIA	Cell Phones Service 04/04/17-05/03/17	331.68	10	GENERAL
Total 23049	4/13/2017			331.68		
23050	4/13/2017	XEROX	Copier Lease; March 2017	512.57	10	GENERAL

City of Canyon Lake
 Check/Voucher Register - Council Report - Expenditures
 From 4/1/2017 Through 4/30/2017

Check Numb...	Matching Docum... Date	Vendor Name	Transaction Description	Check Amount	Fund Code	Fund Short Title
Total 23050	4/13/2017			512.57		
23051	4/20/2017	Canyon Lake Property Owners Assoc.	2017 Fiesta Day - Silver Sponsorship 5/27/17	500.00	10	GENERAL
Total 23051	4/20/2017			500.00		
23052	4/26/2017	BIO-TOX LABORATORIES	Sheriff's Dept Blood Testing	306.00	10	GENERAL
Total 23052	4/26/2017			306.00		
23053	4/26/2017	California State Fire Protection	Fire Extinguisher Certification at City Hall	39.66	10	GENERAL
Total 23053	4/26/2017			39.66		
23054	4/26/2017	CANYON LAKE PEST CONTROL, Steven E. Young	Pest Control Fire Station 04/19/17	190.00	10	GENERAL
Total 23054	4/26/2017			190.00		
23055	4/26/2017	CTAI PACIFIC GREENSCAPE	Landscape Median and replace damaged tree 03/29/17	841.00	20	GAS TAX
Total 23055	4/26/2017			841.00		
23056	4/26/2017	DATA TICKET	Monthly Citation Processing March 2017	100.00	10	GENERAL
Total 23056	4/26/2017			100.00		
23057	4/26/2017	Frontier	City Hall Internet 04/10/17 - 05/09/17	147.50	10	GENERAL
23057	4/26/2017	Frontier	Phones 04/10/17 - 05/09/17	404.55	10	GENERAL

City of Canyon Lake
 Check/Voucher Register - Council Report - Expenditures
 From 4/1/2017 Through 4/30/2017

Check Num...	Matching Docum... Date	Vendor Name	Transaction Description	Check Amount	Fund Code	Fund Short Title
Total 23057	4/26/2017			552.05		
23058	4/26/2017	HINDERLITER, DE LLAMAS & ASSOC	Annual FY 16/17 Sales Tax Audit Services	2,435.76	10	GENERAL
Total 23058	4/26/2017			2,435.76		
23059	4/26/2017	Hosopo Corporation	Permit Refund	62.50	10	GENERAL
Total 23059	4/26/2017			62.50		
23060	4/26/2017	Larry Greene	Replace Lost Payroll Check #42851104 dtd 12/29/16	292.95	10	GENERAL
Total 23060	4/26/2017			292.95		
23061	4/26/2017	League of California Cities	2017 Local Streets * Roads Needs Assessment	200.00	10	GENERAL
Total 23061	4/26/2017			200.00		
23062	4/26/2017	NANCY GREENHALGH	Retiree Health Insurance	196.21	10	GENERAL
Total 23062	4/26/2017			196.21		
23063	4/26/2017	Pitney Bowes, Inc.	Postage Mar and Apr 2017	1,210.50	10	GENERAL
Total 23063	4/26/2017			1,210.50		
23064	4/26/2017	Regional Conservation Authority	MSHCP April 2017	1,992.00	50	AGENCY
Total 23064	4/26/2017			1,992.00		
23065	4/26/2017	JOHN REGUS	Rent for Library June 2017	1,012.95	10	GENERAL
Total 23065	4/26/2017			1,012.95		

City of Canyon Lake
 Check/Voucher Register - Council Report - Expenditures
 From 4/1/2017 Through 4/30/2017

Check Num...	Matching Docum... Date	Vendor Name	Transaction Description	Check Amount	Fund Code	Fund Short Title
23066	4/26/2017	JOHN REGUS	Rent Conference Room May 2017	250.00	10	GENERAL
Total 23066	4/26/2017			250.00		
23067	4/26/2017	County Executive Office	Animal Shelter Service Apr - Jun 2017	12,941.28	10	GENERAL
23067	4/26/2017	County Executive Office	SCFA Misc Fees	296.63	10	GENERAL
Total 23067	4/26/2017			13,237.91		
23068	4/26/2017	RIV. CO. SHERIFF'S DEPT., Acctg & Fin	Contract Law Enforcement 03/02/17 - 03/29/17	111,947.92	10	GENERAL
Total 23068	4/26/2017			111,947.92		
23069	4/26/2017	COUNTY OF RIVERSIDE-TLMA	Temporary Pavement Repairs	218.48	20	GAS TAX
Total 23069	4/26/2017			218.48		
23070	4/26/2017	SOUTHERN CALIFORNIA EDISON	Electricity City Hall 03/16/17 - 04/17/17	893.86	10	GENERAL
23070	4/26/2017	SOUTHERN CALIFORNIA EDISON	Electricity Fire Station 03/16/17 - 04/17/17	138.49	10	GENERAL
23070	4/26/2017	SOUTHERN CALIFORNIA EDISON	Electricity Office Lease 03/22/17 - 04/21/17	37.43	10	GENERAL
23070	4/26/2017	SOUTHERN CALIFORNIA EDISON	Electricity Pump Station 03/10/17 - 04/10/17	243.69	20	GAS TAX
23070	4/26/2017	SOUTHERN CALIFORNIA EDISON	Electricity Traffic Control 02/21/17 - 03/22/17	12.62	20	GAS TAX
23070	4/26/2017	SOUTHERN CALIFORNIA EDISON	Electricity Traffic Signals 03/16/17 - 04/17/17	204.36	20	GAS TAX
Total 23070	4/26/2017			1,530.45		
23071	4/26/2017	Special District Risk Management Authority	Dental & Vision Insurance May 2017	275.50	10	GENERAL

City of Canyon Lake
 Check/Voucher Register - Council Report - Expenditures
 From 4/1/2017 Through 4/30/2017

Check Num...	Matching Docum... Date	Vendor Name	Transaction Description	Check Amount	Fund Code	Fund Short Title
Total 23071	4/26/2017			275.50		
23072	4/26/2017	Seabreeze Group Services, LLC	City Hall Phone Service 4/15/17 - 4/14/18	1,080.00	10	GENERAL
Total 23072	4/26/2017			1,080.00		
23073	4/26/2017	STAPLES	Office Supplies	187.52	10	GENERAL
Total 23073	4/26/2017			187.52		
23074	4/26/2017	STATE COMP. INS. FUND	Workers Comp May 2017	1,538.68	10	GENERAL
Total 23074	4/26/2017			1,538.68		
23075	4/26/2017	TPx Communications	City Hall Phone Systems 04/16/17 - 05/15/17	557.30	10	GENERAL
Total 23075	4/26/2017			557.30		
23076	4/26/2017	U. S. Bank	City Credit Card March 2017	1,742.96	10	GENERAL
Total 23076	4/26/2017			1,742.96		
23077	4/26/2017	WRCOG	TUMF Fees April 2017	4,437.00	50	AGENCY
Total 23077	4/26/2017			4,437.00		
Report Total				625,787.50		

City of Canyon Lake
Invoices Selected for Payment - COUNCIL CHECK REPORT

Vendor ID	Invoice Description	Cash Required
BIO-TOX	Sheriff's Dept Blood Testing	306.00
California State Fire Protection	Fire Extinguisher Certification at City Hall	39.66
CL PEST	Pest Control Fire Station 04/19/17	190.00
CTAI PACIFIC GREENSCAP	Landscape Median and replace damaged tree 03/29/17	841.00
DATA TICKET	Monthly Citation Processing March 2017	100.00
Frontier	Phones 04/10/17 - 05/09/17	118.45
	Phones 04/10/17 - 05/09/17	63.87
	Phones 04/10/17 - 05/09/17	222.23
	City Hall Internet 04/10/17 - 05/09/17	147.50
HINDERLITER	Annual FY 16/17 Sales Tax Audit Services	2,435.76
Hosopo	Permit Refund	62.50
Larry Greene	Replace Lost Payroll Check #42851104 dtd 12/29/16	292.95
LCC	2017 Local Streets * Roads Needs Assessment	200.00
Nancy Greenhalgh	Retiree Health Insurance	196.21
Pitney Bowes	Postage Mar and Apr 2017	1,210.50
RCA	MSHCP April 2017	1,992.00
REGUS	Rent for Library June 2017	1,012.95
	Rent Conference Room May 2017	250.00
riv Co Exec	SCFA Misc Fees	296.63
	Animal Shelter Service Apr - Jun 2017	12,941.28
Riv Co Sheriff Acctg	Contract Law Enforcement 03/02/17 - 03/29/17	111,947.92
Riv Co TLMA	Temporary Pavement Repairs	218.48
SCE	Electricity Pump Station 03/10/17 - 04/10/17	243.69
	Electricity Traffic Signals 03/16/17 - 04/17/17	204.36
	Electricity Office Lease 03/22/17 - 04/21/17	37.43
	Electricity Traffic Control 02/21/17 - 03/22/17	12.62
	Electricity Fire Station 03/16/17 - 04/17/17	138.49
	Electricity City Hall 03/16/17 - 04/17/17	893.86
SDRMA	Dental & Vision Insurance May 2017	275.50
SEABREEZE	City Hall Phone Service 4/15/17 - 4/14/18	1,080.00
STAPLES	Office Supplies	187.52
STATE FUND	Workers Comp May 2017	1,538.68
TelePacific	City Hall Phone Systems 04/16/17 - 05/15/17	557.30
US Bank	City Credit Card March 2017	1,742.96
WRCOG	TUMF Fees April 2017	4,437.00
Report Total		146,435.30

City of Canyon Lake
Invoices Selected for Payment - COUNCIL CHECK REPORT

<u>Vendor ID</u>	<u>Invoice Description</u>	<u>Cash Required</u>
CL PROPERTY OWNERS	2017 Fiesta Day - Silver Sponsorship 5/27/17	<u>500.00</u>
Report Total		<u>500.00</u>

City of Canyon Lake
Invoices Selected for Payment - COUNCIL CHECK REPORT

Vendor ID	Invoice Description	Cash Required
ABILA	Abilia MIP - Accounting Software Renewal for June 2017	803.00
AMERICAN FORENSIC	Sherriff's Dept DUI Blood Draws; 3/15/17	120.00
ANIMAL FRIENDS	Animal Control Services for Jan 2017	3,500.00
CBSC	Permit Valuation Fee Report Form; Jan - Mar 2017	154.80
CHARLES ABBOTT	Permit and Plan Review March 2017	11,339.22
	Engineering Services March 2017	4,688.00
	Engineering Services March 2017	9,615.00
	Engineering Services March 2017	4,770.23
City of San Gabriel	Public Records Act Class for Hunter; 4/17/17	20.00
CL CHAMBER	2017 Chamber Golf Tournament Sponsorship Dinner; 5/20/17	550.00
CL PROPERTY OWNERS	Buoy Supplies Reimbursement	345.53
Corelogic	Database for Code Enforcement March 2017	30.00
10 Cota Cole	Attorney Services March 2017	10,148.06
	Attorney Services; Marina Landscape March 2017	441.46
CTAI PACIFIC GREENSCAP	Railroad Canyon Road Median Light Replacement; 3/29/17	260.00
	Canyon Lake Fire Station Landscape Maintenance; March 2017	250.00
	Median & Parkways Landscape Maintenance for March 2017	5,200.00
DATA TICKET	Monthly Citation Processing; Feb 2017	100.00
	Monthly Citation Processing March 2017	100.00
Department of Justice	Fingerprint Apps March 2017	96.00
DEPT OF CONSER	Q1 State Report for Motion & Seismic Hazard; Jan - Mar 2017	403.64
DOWN	Stormwater Maintenance; 11/23/16	3,000.00
DSA	Disability Access & Education Fee Report Jan-Mar 2017	79.80
EVMWD	Water Bill for City Hall; 2/23/17 to 3/24/17	109.42
	Water Service 2/24/17-3/27/17	739.17
	Water Service Fire Station 2/24/17-3/27/17	112.20
Fastsigns	Acylic Cut Letters & Graphic Design Fee/Installation 2/23/17	390.30
GOLDING	Business Cards for Jim Morrissey	37.71
10 Interpreters Unlimited	Language Services 2/14/17	26.00
Jani-King	City Hall Cleaning Services for April 2017	720.37
Joe's	Supplies for Code Enforcement; 3/27/17	45.60
Larry Greene	Phone/Internet Reimbursement March 2017	100.00
Maureen Kane & Associates, Inc.	Technical Training for Clerks Series 400; June 20, 2017	1,550.00
MR. WINDOW PETERSON	Window Cleaning for April 5, 2017	60.00
	Canyon Lake Retro Fit Lighting	245.78

Date: 4/13/17
12:47:53 PM

City of Canyon Lake
Invoices Selected for Payment - COUNCIL CHECK REPORT

Vendor ID	Invoice Description	Cash Required
Pitney Bowes	Postage Meter Lease; 3/22/2017	131.86
Riv Co Executive	SCFA Debt Service Due FY 2016-17	30,654.00
Riv Co Fire	Fire Protection Services, 2nd Qtr. FY 16/17, Oct-Dec 2016	270,473.37
10 Riv Co Sheriff Acctg	Sherriff's Dept Contract 02/02/17-03/01/17	111,142.54
SCE	Electricity Bill for Office Lease 02/21/17-03/22/17	38.05
	Electricity Bill for Traffic Signals; 2/22/17 to 3/23/17	83.81
	Electricity for Taffric Signals; 3/1/17 to 3/30/17	371.50
Sparkletts	Water for City Hall; 3-15-17 to 3-29-17	70.14
STAPLES	Office Supplies - Coffee, Staples, Binder; 3/25/17	242.71
	Office Supplies - Binders, Cups, Paper; 3/18/17	389.89
	Office Supplies Inv Date 4/1/17	88.09
Synoptek	Adobe Acrobat; 3/27/17	489.11
	IT Services for April 2017	1,910.00
TelePacific	City Hall Phone Systems; 3/16/17 to 4/15/17	557.12
The Gas Co	Gas Bill; Billing Period: 2/28/17 to 3/29/17	61.50
Toshiba Financial	Monthly Copier Lease; 3/15/17 to 4/15/17	778.87
TVC, Inc.	Repair Phone Issues in Bldg and Safety	135.00
VERIZON	iPads Service 04/04/17 - 05/03/17	239.10
	Cell Phones Service 04/04/17-05/03/17	331.68
10 XEROX	Copier Lease; March 2017	512.57
Report Total		478,852.20

Labor Distribution

City of Canyon Lake
Company (10756)

Check Date: 03/31/2017
Process: 2017033101
Period: 03/16/2017 to 03/31/2017

Department: (20)City Employees

Code	Earning	Hours	Amount	Deduction	Code	Tax	Amount	Code	Tax	Amount	Taxable	Tax	Amount	Taxable	Amount	Gross	Tot Liab	Net Amt
125CO	125 Cash		553.15	PTAXI Pre-Tax P.	CA	California SI	233.33	CA	California SI	3653.15	101.25	CAETT CA Edu & Tl	0.00	0.00	0.00			
Reg	Regular		3333.33		CASDJ	CA SDI - Eir		CASUI	California SI	3886.48	34.98	CASUI California SI	0.00	0.00	0.00			
102	Salary		3333.33		FITW	Federal Incon		FITW	Federal Incon	3653.15	353.81	MED-R Medicare - E	3886.48	56.35	56.35			
3333.33					MED	Medicare		MED	Medicare	3886.48	56.36							
Total Earnings			3886.48	Total Deductions	233.33						546.40	Total Employer Taxes			56.35			
Code	Earning	Hours	Amount	Deduction	Code	Tax	Amount	Code	Tax	Amount	Taxable	Tax	Amount	Taxable	Amount	Gross	Tot Liab	Net Amt
Reg	Regular	40.75	2037.50	PTAXI Pre-Tax P.	CA	California SI	142.63	CA	California SI	1894.87	33.62	CAETT CA Edu & Tl	0.00	0.00	0.00			
92	Rate		50.0000		CASDJ	CA SDI - Eir		CASUI	California SI	2037.50	18.34	CASUI California SI	0.00	0.00	0.00			
					FITW	Federal Incon		FITW	Federal Incon	1894.87	191.31	MED-R Medicare - E	2037.50	29.54	29.54			
					MED	Medicare		MED	Medicare	2037.50	29.54							
Total Earnings			2037.50	Total Deductions	142.63						272.81	Total Employer Taxes			29.54			

Code	Earning	Hours	Amount	Deduction	Code	Tax	Amount	Code	Tax	Amount	Taxable	Tax	Amount	Taxable	Amount	Gross	Tot Liab	Net Amt
125CO	125 Cash		217.76	PTXPE Pre-Tax P.	CA	California SI	72.14	CA	California SI	1299.87	23.54	CAETT CA Edu & Tl	0.00	0.00	0.00			
Reg	Regular	83.50	1127.25		CASDJ	CA SDI - Eir		CASUI	California SI	1372.01	12.35	CASUI California SI	0.00	0.00	0.00			
13.5000	Sick	2.00	27.00		FITW	Federal Incon		FITW	Federal Incon	1299.87	135.87	MED-R Medicare - E	1372.01	19.89	19.89			
					MED	Medicare		MED	Medicare	1372.01	19.90							
Total Earnings			1372.01	Total Deductions	72.14						191.66	Total Employer Taxes			19.89			

Code	Earning	Hours	Amount	Deduction	Code	Tax	Amount	Code	Tax	Amount	Taxable	Tax	Amount	Taxable	Amount	Gross	Tot Liab	Net Amt
125CO	125 Cash		553.15	PTXPE Pre-Tax P.	CA	California SI	90.84	CA	California SI	1915.81	56.72	CAETT CA Edu & Tl	0.00	0.00	0.00			
Reg	Regular	80.50	1368.50		CASDJ	CA SDI - Eir		CASUI	California SI	2006.65	18.06	CASUI California SI	0.00	0.00	0.00			
17.0000	Sick	5.00	85.00		FITW	Federal Incon		FITW	Federal Incon	1915.81	143.83	MED-R Medicare - E	2006.65	29.10	29.10			
					MED	Medicare		MED	Medicare	2006.65	29.09							
Total Earnings			2006.65	Total Deductions	90.84						247.70	Total Employer Taxes			29.10			

Code	Earning	Hours	Amount	Deduction	Code	Tax	Amount	Code	Tax	Amount	Taxable	Tax	Amount	Taxable	Amount	Gross	Tot Liab	Net Amt
125CO	125 Cash		1885.75	PTXPE Pre-Tax P.	CA	California SI	338.54	CA	California SI	6963.88	269.28	CAETT CA Edu & Tl	0.00	0.00	0.00			
Reg	Regular		5416.67		CASDJ	CA SDI - Eir		CASUI	California SI	7302.42	65.73	CASUI California SI	0.00	0.00	0.00			
99	Salary		5416.67		FITW	Federal Incon		FITW	Federal Incon	6963.88	749.20	MED-R Medicare - E	7302.42	105.88	105.88			
					MED	Medicare		MED	Medicare	7302.42	105.88							
Total Earnings			7302.42	Total Deductions	338.54						1190.09	Total Employer Taxes			105.88			

Department: (20)City Employees Total

Code	Earning	Hours	Amount	Deduction	Code	Tax	Amount	Code	Tax	Amount	Taxable	Tax	Amount	Taxable	Amount	Gross	Tot Liab	Net Amt
5	Female	3	3209.81	PTAXI Pre-Tax P.	CA	California SI	375.96	CA	California SI	15727.58	484.41	CAETT CA Edu & Tl	0.00	0.00	0.00			
2	Male	204.75	13283.25	PTXPE Pre-Tax P.	CASDJ	CA SDI - Eir	501.52	CASUI	California SI	16605.06	149.46	CASUI California SI	0.00	0.00	0.00			
		7.00	112.00		FITW	Federal Incon		FITW	Federal Incon	15727.58	1574.02	MED-R Medicare - E	16605.06	240.76	240.76			
					MED	Medicare		MED	Medicare	16605.06	240.77							
Total Earnings			16605.06	Total Deductions	877.48						2448.66	Total Employer Taxes			240.76			

Labor Distribution

City of Canyon Lake
Company (10756)

Check Date: 03/31/2017
Process: 2017033101
Period: 03/16/2017 to 03/31/2017

Department: (30)Special Enforcement Team

Code	Earning	Hours	Amount	Deduction	Code	Tax	Amount	Taxable	Code	Tax	Amount	Taxable	Amount
Reg	Regular	47.00	1216.36		CA	California SI	24.86	1216.36	CAETT	CA Edu & T	1.22	1216.36	1.22
83					CASDJ	CA SDI - Eir	10.94	1216.36	CASUI	California SI	65.68	1216.36	65.68
25.8800					FITW	Federal Incoi	148.65	1216.36	MED-R	Medicare - E	17.63	1216.36	17.63
					MED	Medicare	17.63						
	Total Earnings	47.00	1216.36	0.00	Total Deductions		202.08		Total Employer Taxes		84.54		84.54

Code	Earning	Hours	Amount	Deduction	Code	Tax	Amount	Taxable	Code	Tax	Amount	Taxable	Amount
Reg	Regular	67.50	1552.50	PTAXI Pre-Tax F.	CA	California SI	35.36	1443.82	CAETT	CA Edu & T	0.89	893.50	0.89
101					CASDJ	CA SDI - Eir	13.97	1552.50	CASUI	California SI	48.25	893.50	48.25
23.0000					FITW	Federal Incoi	143.82	1443.82	MED-R	Medicare - E	22.51	1552.50	22.51
					MED	Medicare	22.52						
	Total Earnings	67.50	1552.50	108.68	Total Deductions		195.51		Total Employer Taxes		71.65		71.65

Code	Earning	Hours	Amount	Deduction	Code	Tax	Amount	Taxable	Code	Tax	Amount	Taxable	Amount
Reg	Regular	23.00	644.00		CA	California SI	6.71	644.00	CAETT	CA Edu & T	0.64	644.00	0.64
70					CASDJ	CA SDI - Eir	5.80	644.00	CASUI	California SI	34.78	644.00	34.78
28.0000					FITW	Federal Incoi	62.80	644.00	MED-R	Medicare - E	9.34	644.00	9.34
					MED	Medicare	9.34						
	Total Earnings	23.00	644.00	0.00	Total Deductions		84.65		Total Employer Taxes		44.76		44.76

Code	Earning	Hours	Amount	Deduction	Code	Tax	Amount	Taxable	Code	Tax	Amount	Taxable	Amount
Reg	Regular	36.00	969.12		CA	California SI	213.98	969.12	CAETT	CA Edu & T	0.97	969.12	0.97
72					CASDJ	CA SDI - Eir	8.72	969.12	CASUI	California SI	52.33	969.12	52.33
26.9200					FITW	Federal Incoi	111.57	969.12	MED-R	Medicare - E	14.05	969.12	14.05
					MED	Medicare	14.06						
	Total Earnings	36.00	969.12	0.00	Total Deductions		348.33		Total Employer Taxes		67.35		67.35

Department: (30)Special Enforcement Team Total

Code	Earning	Hours	Amount	Deduction	Code	Tax	Amount	Taxable	Code	Tax	Amount	Taxable	Amount
4	Reg	173.50	4381.98	PTAXI Pre-Tax F.	CA	California SI	280.91	4273.30	CAETT	CA Edu & T	3.72	3722.98	3.72
2	Female				CASDJ	CA SDI - Eir	39.43	4381.98	CASUI	California SI	201.04	3722.98	201.04
1	Male				FITW	Federal Incoi	446.68	4273.30	MED-R	Medicare - E	63.54	4381.98	63.54
					MED	Medicare	63.55						
	Total Earnings	173.50	4381.98	108.68	Total Deductions		830.57		Total Employer Taxes		268.30		268.30

Labor Distribution

City of Canyon Lake
Company (10756)

Check Date: 03/31/2017
Process: 2017033101
Period: 03/16/2017 to 03/31/2017

Department: (50)Council Members

Code	Earning	Hours	Amount	Deduction	Code	Tax	Amount	Taxable	Tax	Code	Amount	Taxable	Amount
Reg	Regular		300.00		CA	California SI	0.00	300.00	CA Edu & T	CAETT	0.00	300.00	0.30
Emp Id	78				FITW	Federal Incoi	0.00	300.00	California SI	CASUI	0.00	300.00	16.20
Salary	300.00				MED	Medicare	4.35	300.00	Medicare - E	MED-R	4.35	300.00	Gross
													Tot Liab
													Net Amt
Total Earnings		0.00	300.00	0.00	Total Deductions		4.35	300.00	Total Employer Taxes		4.35	300.00	20.86

Code	Earning	Hours	Amount	Deduction	Code	Tax	Amount	Taxable	Tax	Code	Amount	Taxable	Amount
Reg	Regular		300.00		CA	California SI	0.00	300.00	CA Edu & T	CAETT	0.00	300.00	0.30
Emp Id	62				FITW	Federal Incoi	0.00	300.00	California SI	CASUI	0.00	300.00	16.20
Salary	300.00				MED	Medicare	4.35	300.00	Medicare - E	MED-R	4.35	300.00	Gross
													Tot Liab
													Net Amt
Total Earnings		0.00	300.00	0.00	Total Deductions		4.35	300.00	Total Employer Taxes		4.35	300.00	20.85

Code	Earning	Hours	Amount	Deduction	Code	Tax	Amount	Taxable	Tax	Code	Amount	Taxable	Amount
Reg	Regular		300.00		CA	California SI	0.00	300.00	CA Edu & T	CAETT	0.00	300.00	0.30
Emp Id	103				FITW	Federal Incoi	0.00	300.00	California SI	CASUI	0.00	300.00	16.20
Salary	300.00				MED	Medicare	4.35	300.00	Medicare - E	MED-R	4.35	300.00	Gross
													Tot Liab
													Net Amt
Total Earnings		0.00	300.00	0.00	Total Deductions		4.35	300.00	Total Employer Taxes		4.35	300.00	295.65

Code	Earning	Hours	Amount	Deduction	Code	Tax	Amount	Taxable	Tax	Code	Amount	Taxable	Amount
Reg	Regular		300.00		CA	California SI	0.00	300.00	CA Edu & T	CAETT	0.00	300.00	0.30
Emp Id	95				FITW	Federal Incoi	0.00	300.00	California SI	CASUI	0.00	300.00	16.20
Salary	300.00				MED	Medicare	4.35	300.00	Medicare - E	MED-R	4.35	300.00	Gross
													Tot Liab
													Net Amt
Total Earnings		0.00	300.00	0.00	Total Deductions		4.35	300.00	Total Employer Taxes		4.35	300.00	295.65

Code	Earning	Hours	Amount	Deduction	Code	Tax	Amount	Taxable	Tax	Code	Amount	Taxable	Amount
Reg	Regular		300.00		CA	California SI	0.00	300.00	CA Edu & T	CAETT	0.00	300.00	0.30
Emp Id	94				FITW	Federal Incoi	0.00	300.00	California SI	CASUI	0.00	300.00	16.20
Salary	300.00				MED	Medicare	4.35	300.00	Medicare - E	MED-R	4.35	300.00	Gross
													Tot Liab
													Net Amt
Total Earnings		0.00	300.00	0.00	Total Deductions		4.35	300.00	Total Employer Taxes		4.35	300.00	265.65

Code	Earning	Hours	Amount	Deduction	Code	Tax	Amount	Taxable	Tax	Code	Amount	Taxable	Amount
Reg	Regular		300.00		CA	California SI	0.00	300.00	CA Edu & T	CAETT	0.00	300.00	0.30
Emp Id	94				FITW	Federal Incoi	0.00	300.00	California SI	CASUI	0.00	300.00	16.20
Salary	300.00				MED	Medicare	4.35	300.00	Medicare - E	MED-R	4.35	300.00	Gross
													Tot Liab
													Net Amt
Total Earnings		0.00	300.00	0.00	Total Deductions		4.35	300.00	Total Employer Taxes		4.35	300.00	295.65

Department: (50)Council Members Total

Code	Earning	Hours	Amount	Deduction	Code	Tax	Amount	Taxable	Tax	Code	Amount	Taxable	Amount
Reg	Regular		1500.00		CA	California SI	0.00	1500.00	CA Edu & T	CAETT	0.00	1500.00	1.50
Emp Id	3				FITW	Federal Incoi	30.00	1500.00	California SI	CASUI	30.00	1500.00	81.00
Salary	300.00				MED	Medicare	21.75	1500.00	Medicare - E	MED-R	21.75	1500.00	Gross
													Tot Liab
													Net Amt
Total Earnings		0.00	1500.00	0.00	Total Deductions		51.75	1500.00	Total Employer Taxes		51.75	1500.00	1448.25

Labor Distribution

City of Canyon Lake
Company (10756)

Check Date: 03/31/2017
Process: 2017033101
Period: 03/16/2017 to 03/31/2017

Report Total

Employees	14	Code	Earning	Hours	Amount	Deduction	Amount	Code	Tax	Taxable	Amount	Code	Tax	Taxable	Amount
Female	7	125CO	125 Cash		3209.81	PTAXI Pre-Tax P.	484.64	CA	California SI	21500.88	765.32	CAETT	CA Edu & Tl	5222.98	5.22
Male	6	Reg	Regular	378.25	19165.23	PTXPE Pre-Tax P.	501.52	CASDI	CA SDI - Eir	20987.04	188.89	CASUI	California SI	5222.98	282.04
		Sick	Sick	7.00	112.00	FITW Federal Incon				21500.88	2050.70	MED-R	Medicare - E	22487.04	326.06
						MED Medicare				22487.04	326.07				
Total Earnings				385.25	22487.04	Total Deductions	986.16	Total Employer Taxes			3330.98	Total Employer Taxes			613.32
															22487.04
															23100.36
															18169.90

Caron D Palmer

Aaron Palmer, City Manager

4/3/17

Date

Labor Distribution

City of Canyon Lake
Company (10756)

Check Date: 04/14/2017
Process: 2017041401
Period: 04/01/2017 to 04/15/2017

Department: (20)City Employees

Code	Earning	Hours	Amount	Deduction	Code	Amount	Tax	Code	Amount	Tax	Code	Amount	Taxable	Tax	Code	Amount	Taxable	Amount
125CO	125 Cash		553.15	PTAXI Pre-Tax P.	CA	233.33	California SI	3653.15	CAETT	CA Edu & T	CAETT	101.25	0.00	CA Edu & T	CAETT	101.25	0.00	0.00
102	Reg Regular		3333.33		CASD	34.98	California SI	3886.48	CASUI	California SI	CASUI	34.98	0.00	California SI	CASUI	34.98	0.00	0.00
3333.33	Sick	19.00	0.00		FITW	3653.15	Federal Incon	3653.15	MED-R	Medicare - E	MED-R	353.81	3886.48	Medicare - E	MED-R	353.81	3886.48	56.36
					MED	56.35	Medicare	3886.48				56.35				56.35		3106.76
	Total Earnings	19.00	3886.48	Total Deductions		233.33						546.39				56.36		
Hall, Ariel M	92	37.00	1850.00	PTAXI Pre-Tax P.	CA	133.00	California SI	1767.00	CAETT	CA Edu & T	CAETT	28.00	0.00	CA Edu & T	CAETT	28.00	0.00	0.00
50.0000	Reg Regular	1.00	50.00		CASD	17.10	California SI	1900.00	CASUI	California SI	CASUI	17.10	0.00	California SI	CASUI	17.10	0.00	0.00
	Sick				FITW	172.13	Federal Incon	1767.00	MED-R	Medicare - E	MED-R	172.13	1900.00	Medicare - E	MED-R	172.13	1900.00	27.55
					MED	27.55	Medicare	1900.00				27.55				27.55		1522.22
	Total Earnings	38.00	1900.00	Total Deductions		133.00						244.78				27.55		
Hunter, Stephanie N	100	217.76	217.76	PTXPE Pre-Tax P.	CA	64.13	California SI	1247.13	CAETT	CA Edu & T	CAETT	21.22	0.00	CA Edu & T	CAETT	21.22	0.00	0.00
13.5000	Comp Tin	5.00	67.50		CASD	11.80	California SI	1311.26	CASUI	California SI	CASUI	11.80	0.00	California SI	CASUI	11.80	0.00	0.00
	Reg Regular	63.50	857.25		FITW	1247.13	Federal Incon	1247.13	MED-R	Medicare - E	MED-R	127.95	1311.26	Medicare - E	MED-R	127.95	1311.26	19.01
	Sick	3.00	40.50		MED	19.01	Medicare	1311.26				19.01				19.01		1067.15
	Vac	9.50	128.25															
	Total Earnings	81.00	1311.26	Total Deductions		64.13						179.98				19.01		
Manzano, Rubi E	98	553.15	553.15	PTXPE Pre-Tax P.	CA	80.75	California SI	1764.40	CAETT	CA Edu & T	CAETT	46.52	0.00	CA Edu & T	CAETT	46.52	0.00	0.00
17.0000	Reg Regular	72.50	1232.50		CASD	16.61	California SI	1845.15	CASUI	California SI	CASUI	16.61	0.00	California SI	CASUI	16.61	0.00	0.00
	Sick	3.50	59.50		FITW	1764.40	Federal Incon	1764.40	MED-R	Medicare - E	MED-R	121.12	1845.15	Medicare - E	MED-R	121.12	1845.15	26.75
					MED	26.76	Medicare	1845.15				26.76				26.76		1553.39
	Total Earnings	76.00	1845.15	Total Deductions		80.75						211.01				26.75		
Palmer, Aaron D	99	451.02	451.02	PTXPE Pre-Tax P.	CA	338.54	California SI	5529.15	CAETT	CA Edu & T	CAETT	269.28	0.00	CA Edu & T	CAETT	269.28	0.00	0.00
5416.67	Reg Regular		5416.67		CASD	52.80	California SI	5867.69	CASUI	California SI	CASUI	52.80	0.00	California SI	CASUI	52.80	0.00	0.00
	Sick				FITW	726.14	Federal Incon	5529.15	MED-R	Medicare - E	MED-R	726.14	5867.69	Medicare - E	MED-R	726.14	5867.69	85.08
	Vac				MED	85.08	Medicare	5867.69				85.08				85.08		5867.69
	Total Earnings	0.00	5867.69	Total Deductions		338.54						1133.30				85.08		
	Total Earnings	214.00	14810.58	Total Deductions		849.75						2315.46				214.75		

Department: (20)City Employees Total

Code	Earning	Hours	Amount	Deduction	Code	Amount	Tax	Code	Amount	Tax	Code	Amount	Taxable	Tax	Code	Amount	Taxable	Amount
5	125CO 125 Cash		1775.08	PTAXI Pre-Tax P.	CA	366.33	California SI	13960.83	CAETT	CA Edu & T	CAETT	466.27	0.00	CA Edu & T	CAETT	466.27	0.00	0.00
3	Comp Tin	5.00	67.50	PTXPE Pre-Tax P.	CASD	483.42	California SI	14810.58	CASUI	California SI	CASUI	133.29	0.00	California SI	CASUI	133.29	0.00	0.00
2	Reg Regular	173.00	12689.75		FITW	1501.15	Federal Incon	13960.83	MED-R	Medicare - E	MED-R	1501.15	14810.58	Medicare - E	MED-R	1501.15	14810.58	214.75
	Sick	26.50	150.00		MED	214.75	Medicare	14810.58				214.75				214.75		14810.58
	Vac	9.50	128.25															15025.33
	Total Earnings	214.00	14810.58	Total Deductions		849.75						2315.46				214.75		

Labor Distribution

City of Canyon Lake
Company (10756)

Check Date: 04/14/2017
Process: 2017041401
Period: 04/01/2017 to 04/15/2017

Department: (30)Special Enforcement Team

Code	Earnings	Hours	Amount	Deduction	Code	Amount	Code	Tax	Code	Amount	Tax	Code	Amount	Taxable	Tax	Code	Amount	Taxable	Amount
Reg	Regular	48.00	1242.24		CA	California SI	26.00	CAETT	CA Edu & T	1242.24	1242.24	CAETT	CA Edu & T	1242.24	1242.24	CAETT	1.25	1242.24	1.25
Emp Id	83				CASDJ	CA SDI - Err	11.18	CASUI	California SI	1242.24	1242.24	CASUI	California SI	1242.24	1242.24	CASUI	67.08	1242.24	67.08
Rate	25.8800				FITW	Federal Incon	152.53	MED-R	Medicare - E	1242.24	1242.24	MED-R	Medicare - E	1242.24	1242.24	MED-R	18.01	1242.24	18.01
					MED	Medicare	18.01												
Total Earnings		48.00	1242.24	Total Deductions		0.00				207.72	Total Employer Taxes						86.34		
Helgemo Dickson																			
Reg	Regular	31.00	713.00	PTAXI Pre-Tax P.	CA	California SI	7.13	CAETT	CA Edu & T	663.09	663.09	CAETT	CA Edu & T	0.00	0.00	CAETT	0.00	663.09	0.00
Emp Id	101				CASDJ	CA SDI - Err	6.42	CASUI	California SI	713.00	713.00	CASUI	California SI	0.00	0.00	CASUI	0.00	713.00	0.00
Rate	23.0000				FITW	Federal Incon	30.27	MED-R	Medicare - E	663.09	663.09	MED-R	Medicare - E	713.00	713.00	MED-R	10.34	663.09	10.34
					MED	Medicare	10.33												
Total Earnings		31.00	713.00	Total Deductions		49.91				54.15	Total Employer Taxes						10.34		
Henery,																			
Reg	Regular	18.00	504.00		CA	California SI	0.00	CAETT	CA Edu & T	504.00	504.00	CAETT	CA Edu & T	504.00	504.00	CAETT	0.50	504.00	0.50
Emp Id	70				CASDJ	CA SDI - Err	4.54	CASUI	California SI	504.00	504.00	CASUI	California SI	504.00	504.00	CASUI	27.22	504.00	27.22
Rate	28.0000				FITW	Federal Incon	41.80	MED-R	Medicare - E	504.00	504.00	MED-R	Medicare - E	504.00	504.00	MED-R	7.31	504.00	7.31
					MED	Medicare	7.31												
Total Earnings		18.00	504.00	Total Deductions		0.00				53.65	Total Employer Taxes						35.03		
Voshall,																			
Reg	Regular	25.00	673.00		CA	California SI	207.35	CAETT	CA Edu & T	673.00	673.00	CAETT	CA Edu & T	633.42	633.42	CAETT	0.63	673.00	0.63
Emp Id	72				CASDJ	CA SDI - Err	6.06	CASUI	California SI	673.00	673.00	CASUI	California SI	633.42	633.42	CASUI	34.20	673.00	34.20
Rate	26.9200				FITW	Federal Incon	67.15	MED-R	Medicare - E	673.00	673.00	MED-R	Medicare - E	673.00	673.00	MED-R	9.76	673.00	9.76
					MED	Medicare	9.75												
Total Earnings		25.00	673.00	Total Deductions		0.00				290.31	Total Employer Taxes						44.59		

Department: (30)Special Enforcement Team Total

Code	Earnings	Hours	Amount	Deduction	Code	Amount	Code	Tax	Code	Amount	Tax	Code	Amount	Taxable	Tax	Code	Amount	Taxable	Amount
4	Reg	122.00	3132.24	PTAXI Pre-Tax P.	CA	California SI	49.91	CA	California SI	3082.33	3082.33	CAETT	CA Edu & T	2379.66	2379.66	CAETT	2.38	3132.24	2.38
Female					CASDJ	CA SDI - Err	28.20	CASUI	California SI	3132.24	3132.24	CASUI	California SI	2379.66	2379.66	CASUI	128.50	3132.24	128.50
Male					FITW	Federal Incon	291.75	MED-R	Medicare - E	3082.33	3082.33	MED-R	Medicare - E	3132.24	3132.24	MED-R	45.42	3132.24	45.42
					MED	Medicare	45.40												
Total Earnings		122.00	3132.24	Total Deductions		49.91				605.83	Total Employer Taxes						176.30		

Labor Distribution

**City of Canyon Lake
Company (10756)**

Check Date: 04/14/2017
Process: 2017041401
Period: 04/01/2017 to 04/15/2017

Department: (50)Council Members

Code	Earning	Hours	Amount	Deduction	Code	Amount	Code	Tax	Code	Amount	Tax	Code	Amount	Taxable	Tax	Code	Amount	Taxable	Amount																		
Reg	Regular		300.00		CA	California SI		CA	CAETT	0.00	CA Edu & T		0.30	300.00			300.00		0.30																		
Emp Id	103				FITW	Federal Incon			CASUI	0.00	California SI		16.20	300.00			300.00		16.20																		
Salary	300.00				MED	Medicare			MED-R	4.35	Medicare - E		4.35	300.00			300.00		4.35																		
Total Earnings																			0.00	Total Deductions		0.00	Total Employer Taxes		4.35	Total Employer Taxes		20.85	Net Amt		300.00	Tot Liab		320.85	Net Amt		295.65

Department: (50)Council Members Total

Code	Earning	Hours	Amount	Deduction	Code	Amount	Code	Tax	Code	Amount	Tax	Code	Amount	Taxable	Tax	Code	Amount	Taxable	Amount																		
Reg	Regular		300.00		CA	California SI		CA	CAETT	0.00	CA Edu & T		0.30	300.00			300.00		0.30																		
Emp Id	103				FITW	Federal Incon			CASUI	0.00	California SI		16.20	300.00			300.00		16.20																		
Salary	300.00				MED	Medicare			MED-R	4.35	Medicare - E		4.35	300.00			300.00		4.35																		
Total Earnings																			0.00	Total Deductions		0.00	Total Employer Taxes		4.35	Total Employer Taxes		20.85	Net Amt		300.00	Tot Liab		320.85	Net Amt		295.65

Report Total

Code	Earning	Hours	Amount	Deduction	Code	Amount	Code	Tax	Code	Amount	Tax	Code	Amount	Taxable	Tax	Code	Amount	Taxable	Amount														
125CO	125 Cash		1775.08		PTAXI	Pre-Tax F		CA	California SI	416.24		CA	CAETT	706.75	CA Edu & T		2.68	17343.16	2679.66														
Comp	Comp Tin	5.00	67.50		PTXPE	Pre-Tax F		CASDI	CA SDI - Eir	483.42		CASUI	161.49	17942.82	California SI		144.70	17942.82	2679.66														
Reg	Regular	295.00	16121.99		FITW	Federal Incon		FITW	Federal Incon	1792.90		MED-R	1792.90	17343.16	Medicare - E		264.52	17343.16	18242.82														
Sick	Sick	26.50	150.00		MED	Medicare		MED	Medicare	264.50				18242.82			18242.82		264.52														
Vac	Vacation	9.50	128.25		Total Earnings																			899.66	Total Deductions		0.00	Total Employer Taxes		2925.64	Total Employer Taxes		411.90

Caron D Palmer
4/14/17
 Aaron Palmer, City Manager
 Date

U S BANK Statement dated 4/6/2017

ITEM #	CREDITOR	DESCRIPTION	AMOUNT	ACCOUNT
1	MSFT Microsoft Office Business	Microsoft 365 Monthly Fee	\$ 412.50	10-310-6610
2	Carbonite	Server - One Year Essentials	\$ 799.99	10-310-6610
3	Godaddy.com	Website fees	\$ 131.88	10-310-6610
4	Costco	Photo prints for police station	\$ 1.93	10-410-6240
5	Starbucks	Student of the month gift cards	\$ 140.00	10-100-6830
6	IDNS Inc	Domain transfer and renewal	\$ 80.00	10-310-6610
7	Costco	Coffee breakroom	\$ 8.79	10-100-6210
8	CCAC	Athenian Dialogue class for Stephanie Hunter	\$ 100.00	10-320-6710
9	Staples	Office Supplies, labels	\$ 67.87	10-100-6210
10				
11				
12				
13				
14				
			\$ 1,742.96	
		Account Breakdown		
	Printing and Advertising	10-410-6240	\$ 1.93	
	Professional/Specialized Services	10-310-6610	\$ 1,424.37	
	Office Expenses and Supplies	10-100-6210	\$ 76.66	
	Professional/Specialized Services	10-420-6610		
	Special Department Expense	10-320-6220		
	Special Enforcement Misc Expense	10-520-6220		
	Training and Education	10-320-6710	\$ 100.00	
	Sandbags	10-425-6220		
	Building Maint.	10-550-6610		
	Promotion and Advertising	10-100-6830	\$ 140.00	
			\$ 1,742.96	
			Check Figure \$ -	

OK to pay 4/19/17

Copies for City Council
as directed by
the Finance Committee



Home Profile **Reporting** Person Information Education Other Organizations

Manage Reports Billing and Payments Payroll Schedule Member Requests Health Reconciliation Retirement Appointment Reconciliation

Common Tasks **Name:** City of Canyon Lake **CalPERS ID:** 3813045770

Menu Payment Request Acceptance

- Billing and Payments
- Super Funded Accounts
- Rate Plan Details
- Payment Accounts

Your request for payment has been accepted.

- **Please print this page for your records.**
- If you need to contact us with questions regarding this payment, please have your Payment Confirmation Number for faster access.
- Your payment will be reflected in your CalPERS account once the payment has been received by CalPERS.
- Your payment account may take longer to post, depending upon your Financial Institution. Once your payment is processed, CalPERS will send a confirmation email to the email address in your profile.

Payment Setup Total
Total Payment Amount: \$309.48

Payment Summary

Payment Confirmation Number	Payment Authorization Date	Receivable ID	Receivable Description	Payment Method	Payment Account Nickname	Selected Payment Amount
1000841909	04/05/2017	100000014927677	Health PA Billing - PERS	EFT - Debit	122234149	\$309.48

© Copyright 2017 CalPERS | [Conditions of Use](#) | [Accessibility](#)

Build: v6.5.0.a Baseline: 170307_174849_v6.5_Int.1223 UID: 318



Home Profile **Reporting** Person Information Education Other Organizations

Manage Reports Billing and Payments Payroll Schedule Member Requests Health Reconciliation Retirement Appointment Reconciliation

Common Tasks **Name:** City of Canyon Lake **CalPERS ID:** 3813045770

Menu **Payment Request Acceptance**

- Billing and Payments
- Super Funded Accounts
- Rate Plan Details
- Payment Accounts

Your request for payment has been accepted.

- **Please print this page for your records.**
- If you need to contact us with questions regarding this payment, please have your Payment Confirmation Number for faster access.
- Your payment will be reflected in your CalPERS account once the payment has been received by CalPERS.
- Your payment account may take longer to post, depending upon your Financial Institution. Once your payment is processed, CalPERS will send a confirmation email to the email address in your profile.

Payment Setup Total
Total Payment Amount: \$2,092.12

Payment Summary

Payment Confirmation Number	Payment Authorization Date	Receivable ID	Receivable Description	Payment Method	Payment Account Nickname	Selected Payment Amount
1000839505	03/30/2017	100000014777932	Employer Contribution, Classic, 1684, CalPERS, 2016/2017	EFT - Debit	122234149	\$1,064.60
1000839506	03/30/2017	100000014780751	Employer Contribution, PEPRA New, 26189, CalPERS, 2016/2017	EFT - Debit	122234149	\$1,027.52

*Ok to pay
4/3/17*



Home Profile **Reporting** Person Information Education Other Organizations

Manage Reports Billing and Payments Payroll Schedule Member Requests Health Reconciliation Retirement Appointment Reconciliation

Common Tasks **Name:** City of Canyon Lake **CalPERS ID:** 3813045770

Menu **Payment Request Acceptance**

Billing and Payments

Super Funded Accounts

Rate Plan Details

Payment Accounts

Your request for payment has been accepted.

- **Please print this page for your records.**
- If you need to contact us with questions regarding this payment, please have your Payment Confirmation Number for faster access.
- Your payment will be reflected in your CalPERS account once the payment has been received by CalPERS.
- Your payment account may take longer to post, depending upon your Financial Institution. Once your payment is processed, CalPERS will send a confirmation email to the email address in your profile.

Payment Setup Total

Total Payment Amount: \$1,904.78

Payment Summary

Payment Confirmation Number	Payment Authorization Date	Receivable ID	Receivable Description	Payment Method	Payment Account Nickname	Selected Payment Amount
1000847623	04/19/2017	100000014777932	Employer Contribution, Classic, 1684, CalPERS, 2016/2017	EFT - Debit	122234149	\$914.36
1000847624	04/19/2017	100000014780751	Employer Contribution, PEPPA New, 26189, CalPERS, 2016/2017	EFT - Debit	122234149	\$990.42

© Copyright 2017 CalPERS | [Conditions of Use](#) | [Accessibility](#)

Build: v6.5.0.a Baseline: 170307_174849_v6.5_Int.1223 UID: 318

OK pay 4/19/17

CITY OF CANYON LAKE
STATEMENT OF REVENUES, EXPENDITURES AND CHANGES IN FUND BALANCE-UNAUDITED
GENERAL FUND
FOR THE ONE MONTH AND NINE MONTHS ENDED MARCH 31, 2017

	<u>Current Period Actual</u>	<u>Year-to-Date Actual</u>	<u>Total Budget</u>	<u>% Total of Budget Used</u>
REVENUES				
Taxes	\$ 43,006.88	\$ 1,650,456.62	\$ 2,850,100.00	57.91
Utility Users Tax	77,770.71	699,602.12	1,000,000.00	69.96
Licenses and Permits	26,214.37	215,664.79	369,700.00	58.34
Fines	3,247.49	14,430.70	48,000.00	30.06
Franchise Fees	20,378.63	98,519.02	288,000.00	34.21
Investment earnings	3,471.73	547.43	4,500.00	12.17
Intergovernmental	-	13,479.46	19,979.00	67.47
Other Income	7,764.21	59,804.13	86,585.00	69.07
Total Revenues	<u>181,854.02</u>	<u>2,752,504.27</u>	<u>4,666,864.00</u>	<u>58.98</u>
EXPENDITURES				
DEPARTMENTS				
City Council	2,652.50	54,271.53	71,292.00	76.13
City Attorney	5,105.43	47,609.49	80,000.00	59.51
City Manager	28,970.50	281,713.71	355,725.00	79.19
City Clerk	14,724.46	130,410.66	229,796.00	56.75
Finance	8,509.05	74,123.29	135,070.00	54.88
Planning	18,997.36	44,050.48	61,100.00	72.10
Building & Safety	-	58,446.72	162,250.00	36.02
Law Enforcement	224,491.43	899,504.09	1,658,896.00	54.22
Fire & Medical	833.46	281,699.52	1,230,200.00	22.90
Emergency Preparedness	7,500.00	9,440.60	9,980.00	94.60
Animal Control	3,500.00	79,080.85	157,700.00	50.15
Public Works Administration	3,212.00	51,174.90	49,300.00	103.80
NPDES	1,306.27	77,576.62	105,396.00	73.60
Special Enforcement	11,920.66	90,942.15	116,787.00	77.87
Building & Facility	5,255.65	54,914.93	66,400.00	82.70
Total Expenditures	<u>336,978.77</u>	<u>2,234,959.54</u>	<u>4,489,892.00</u>	<u>49.78</u>
Excess (Deficit)	<u>\$ (155,124.75)</u>	\$ 517,544.73 **	<u>\$ 176,972.00</u>	
Fund Balance - Beginning of Year		<u>3,384,236.00</u>		
Fund Balance - March 31, 2017 Preliminary (before closing)		<u>\$ 3,901,780.73</u> *		

* Fund Balance is based on modified accrual basis as no closing procedures are performed until year end.

RECEIVED
APR 17 2017
BY: *RN*

CITY OF CANYON LAKE
31516 RAILROAD CANYON RD
CANYON LAKE CA 92587

STATEMENT FOR THE PERIOD FROM 03/01/2017 TO 03/31/2017
ACCOUNT 1035003119

THIS IS YOUR REPORT OF INVESTMENTS AND TRANSACTIONS FOR THE PERIOD. INCLUDED IN THE REPORT ARE

- * PORTFOLIO: SUMMARY GRAPHICAL DISPLAY WITH MARKET VALUE & PERCENT
- * ACTIVITY SUMMARY: MARKET VALUE WITH TRANSACTION SUMMARY
- * PORTFOLIO STATEMENT: A LISTING OF COST AND MARKET VALUE OF ASSETS HELD IN THE PORTFOLIO

COST BASIS APPLICABLE FOR CALCULATING CAPITAL GAINS AND LOSSES.
MARKET VALUE IS THE CURRENT VALUE OF EACH ASSET FOR MOST STOCKS AND BONDS.
MARKETS ARE THE CLOSING PRICES ON THE LAST TRADING DAY OF THE PERIOD.

- * TRANSACTION STATEMENT: A COMPLETE LISTING FOR THE PERIOD GROUPED BY TRANSACTION TYPE.
- * DISCLOSURES: CITIZENS BUSINESS BANK MAY RECEIVE RESEARCH AND OTHER BENEFITS FROM BROKER DEALERS WHICH MAY BE CONSIDERED COMPENSATION TO US. UPON REQUEST WE WILL DISCLOSE DETAILS OF ANY COMPENSATION RECEIVED.
- * TO TRUST BENEFICIARIES: UNDER SECTION 17200 OF CALIFORNIA PROBATE CODE, YOU MAY PETITION THE COURT TO OBTAIN A COURT REVIEW OF THE ACCOUNT AND THE ACTS OF THE TRUSTEE. CLAIMS AGAINST THE TRUSTEE FOR BREACH OF TRUST MUST BE MADE WITHIN THREE YEARS FROM THE DATE OF RECEIPT OF AN ACCOUNTING OR OTHER REPORT DISCLOSING FACTS GIVING RISE TO THE CLAIM.

CITIZENSTRUST™ Account Summary Statement




Statement Period: Mar 01, 2017 Through Mar 31, 2017

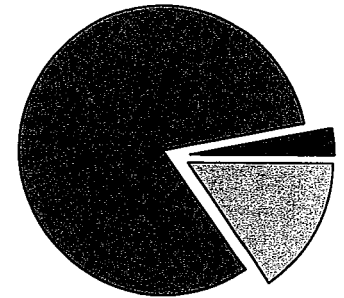


CITY OF CANYON LAKE
31516 RAILROAD CANYON RD
CANYON LAKE, CA 92587

Account Name:	CITY OF CANYON LAKE CITIZENS BUSINESS BANK
Account Number:	1035003119
Your Relationship Manager Is:	ROBERT SWAN
Phone:	909-483-4390

Investment Portfolio Summary

Market Value As Of	03/01/2017	03/31/2017	% Of Account
 CASH & CASH EQUIVALENTS	73,156.41	76,716.30	2.9%
 FIXED INCOME	2,129,661.18	2,126,392.13	81.7%
 MISCELLANEOUS	402,551.93	401,598.23	15.4%
Total	2,605,369.52	2,604,706.66	100.0%



Activity Summary

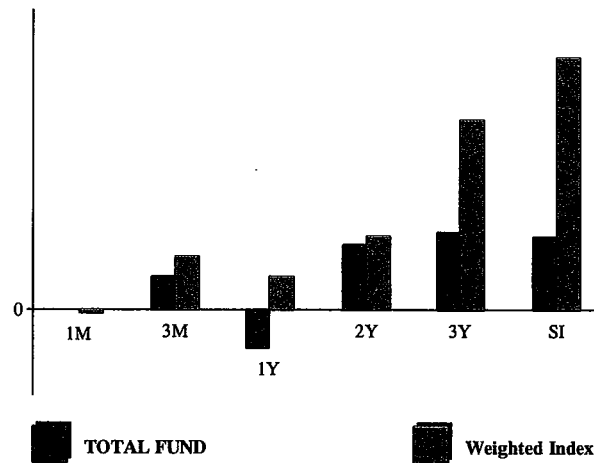
	This Period	Year To Date	Realized Capital Gains / Losses	
			This Period	Year To Date
Beginning Market Value	2,605,369.52	2,594,420.15		
Income	4,167.82	11,857.64	Short Term	11.14-
Asset Activity	159.19	2,341.59		163.90-
Fees	767.12-	2,465.75-	Total Gains / Losses	11.14-
Cash Management	3,559.89-	11,733.48-		163.90-
Change In Market Value	662.86-	10,286.51		
Ending Market Value	2,604,706.66	2,604,706.66		

Statement Period: Mar 01, 2017 Through Mar 31, 2017

Performance Summary - Total Returns

	Market Value	1 Month	3 Months	1 Year	2 Years	3 Years	Since Inception 03/01/2010
TOTAL FUND	2,604,707	0.00	0.43	0.49-	0.84	1.00	0.94
Return On Indexes Weighted Index		0.04-	0.69	0.43	0.95	2.45	3.26
Return On Indexes Fixed GT (95% FX / 5% C)		0.06	0.46	0.22	0.91	1.24	1.59

Return Comparison



PAST RESULTS ARE NOT INDICATIVE OF FUTURE INVESTMENT RESULTS. FUND DATA IS ON A TRADE DATE BASIS. PERFORMANCE RESULTS ARE GROSS OF MANAGEMENT FEES. RETURNS FOR PERIODS LONGER THAN ONE YEAR ARE ANNUALIZED. MARKET VALUE DOES NOT INCLUDE ACCRUED INCOME.

Statement Period: Mar 01, 2017 Through Mar 31, 2017

Portfolio Statement

Quantity	Description	Market Value	Cost Basis
Cash & Cash Equivalents			
Cash Equivalents			
Citizens Business Bank Mmkt Fund			
76,716.300	CBBMMKFM1 CITIZENS BUSINESS BANK CBB-CITIZENSTRUST SWEEP ACCOUNT	76,716.30	76,716.30
	Total Citizens Business Bank Mmkt Fund	76,716.30	76,716.30
Total	Cash Equivalents	76,716.30	76,716.30
Total	Cash & Cash Equivalents	76,716.30	76,716.30
Fixed Income Taxable			
75,000.000	05531FAU7 BB&T CORPORATION DTD 06/29/15 CALL 2.625% 06/29/2020-2020	75,765.00	75,502.70
100,000.000	24422ERE1 JOHN DEERE CAPITAL CORP SERIES MTN DTD 07/12/2011 3.9% 07/12/2021	105,754.00	109,598.00
70,000.000	3130A1CE6 FEDERAL HOME LOAN DTD 03/27/14 2% 12/27/2019	70,799.40	70,920.50
100,000.000	3130A6NA1 FEDERAL HOME LOAN DTD 10/29/15 CALL 1.4% 10/29/2019-2016	99,269.00	100,000.00
50,000.000	3130A8EN9 FEDERAL HOME LOAN BANK DTD 06/14/16 CALL 1.64% 06/14/2021-2016	49,147.00	50,000.00
100,000.000	3130A8NT6 FEDERAL HOME LOAN DTD 07/13/16 CALL 1.48% 07/13/2021-2017	97,933.00	100,000.00
100,000.000	3130AACF3 FEDERAL HOME LOAN BANK DTD 12/30/2016 CALL 2.15% 12/30/2021-2017	99,398.00	100,000.00
100,000.000	313380FB8 FEDERAL HOME LOAN BANK DTD 08/09/12 1.375% 09/13/2019	99,677.00	99,667.18
100,000.000	3133EFZ91 FEDERAL FARM CREDIT BANK DTD 04/12/16 CALL 1.62% 04/12/2021-2017	96,925.00	99,909.00
200,000.000	3134G9J40 FREDDIE MAC DTD 07/26/16 CALL 1% 04/26/2019-2017	198,370.00	200,000.00
50,000.000	3134GAHK3 FREDDIE MAC DTD 09/30/16 CALL 1.6% 09/30/2021-2016	49,080.50	49,967.50

Statement Period: Mar 01, 2017 Through Mar 31, 2017

Portfolio Statement (Continued)

Quantity	Description	Market Value	Cost Basis
Taxable			
100,000.000	3134GAZR8 FREDDIE MAC DTD 12/30/2016 CALL 2.05% 12/30/2021-2017	99,419.00	100,000.00
50,000.000	3136G1C98 FANNIE MAE DTD 02/05/13 1.42% 02/05/2020	49,794.00	50,561.00
100,000.000	3136G3J30 FANNIE MAE DTD 07/28/16 CALL 1.6% 07/28/2021-2016	96,662.00	100,000.00
100,000.000	3136G3VG7 FANNIE MAE DTD 06/29/16 CALL 1.5% 09/29/2020-2016	98,555.00	100,000.00
100,000.000	3136G3XZ3 FANNIE MAE DTD 07/28/16 CALL 1.5% 07/28/2021-2016	97,558.00	100,000.00
100,000.000	3136G4EV1 FANNIE MAE DTD 10/28/16 CALL 1.625% 10/28/2021-2017	97,124.00	99,959.00
91,131.400	31398R7H2 FANNIE MAE SERIES 2010-M4 DTD 07/01/10 3.819% 06/25/2020	94,884.98	97,510.61
75,000.000	36962G5W0 GENERAL ELECTRIC CAP CORP DTD 04/27/2012 2.3% 04/27/2017	75,048.00	78,075.75
150,000.000	48126EAA5 JPMORGAN CHASE DTD 08/20/2012 2% 08/15/2017	150,334.50	149,340.00
200,000.000	69353REW4 PNC BANK NA DTD 04/29/16 CALL 2.15% 04/29/2021-2021	198,036.00	203,794.00
25,000.000	713448BN7 PEPSICO INC DTD 01/14/10 4.5% 01/15/2020	26,858.75	28,169.00
Total	Taxable	2,126,392.13	2,162,974.24
Total	Fixed Income	2,126,392.13	2,162,974.24
Miscellaneous			
Certificates Of Deposit			
Other Banks			
100,000.000	02587DA99 AMERICAN EXPR CENTURION MEDIUM-TERM CD DTD 09/16/15 1.6% 09/17/2018	99,813.95	99,975.00
100,000.000	05580ACZ5 BMW BANK BANK NORTH AMERICA DTD 09/30/15 MEDIUM-TERM CD 2.2% 09/30/2020	101,136.03	99,980.00

Statement Period: Mar 01, 2017 Through Mar 31, 2017

Portfolio Statement (Continued)

Quantity	Description	Market Value	Cost Basis
Other Banks			
100,000.000	14042RAR2 CAPITAL ONE NA MEDIUM-TERM CD DTD 10/07/2015 2.2% 10/07/2020	101,100.14	99,615.00
100,000.000	29266NS32 ENERBANK USA DTD 10/16/2015 MEDIUM-TERM CD 1.75% 10/16/2020	99,548.11	100,000.00
	Total Other Banks	401,598.23	399,570.00
Total	Certificates Of Deposit	401,598.23	399,570.00
Miscellaneous Sundry Assets			
Documents			
1.000	DOC199647 INVESTMENT MANAGEMENT AGREEMENT CITY OF CANYON LAKE A/C# 1035003119	0.00	0.00
	Total Documents	0.00	0.00
Total	Miscellaneous Sundry Assets	0.00	0.00
Total	Miscellaneous	401,598.23	399,570.00
Grand Total Assets		2,604,706.66	2,639,260.54

Account Activity Summary

	Total Cash	Cost Basis Excluding Cash	Market Value Including Cash
Balances Beginning Of Period	0.00	2,635,870.98	2,617,116.75
Prior Accruals			11,747.23-
Unrealized Depreciation This Period			651.72-
Current Accruals			11,710.74
Asset Activity	159.19	170.33-	159.19
Cash Management	3,559.89-	3,559.89	3,559.89-
Fees	767.12-	0.00	767.12-
Income	4,167.82	0.00	4,167.82
Realized Gain/loss			11.14-
Non Cash Asset Changes			
Balances End Of Period	0.00	2,639,260.54	2,616,417.40

Transaction Statement

Date	Quantity	Description	Transaction Type	Cash	Cost Basis
03/01/17		Beginning Balance		0.00	2,635,870.98

Statement Period: Mar 01, 2017 Through Mar 31, 2017

Transaction Statement (Continued)

Date	Quantity	Description	Transaction Type	Cash	Cost Basis
Income					
Dividends					
03/01/17		CBBMMKFM1 CITIZENS BUSINESS BANK CBB-CITIZENSTRUST SWEEP ACCOUNT	DIVIDEND	21.16	
Total Dividends				21.16	0.00
Interest					
03/13/17		313380FB8 FEDERAL HOME LOAN BANK DTD 08/09/12 1.375% 09/13/2019	INTEREST RCVD	687.50	
03/16/17		02587DA99 AMERICAN EXPR CENTURION MEDIUM-TERM CD DTD 09/16/15 1.6% 09/17/2018	INTEREST RCVD	793.42	
03/16/17		29266NS32 ENERBANK USA DTD 10/16/2015 MEDIUM-TERM CD 1.75% 10/16/2020	INTEREST RCVD	134.25	
03/27/17		31398R7H2 FANNIE MAE SERIES 2010-M4 DTD 07/01/10 3.819% 06/25/2020	INTEREST RCVD	290.53	
03/29/17		3136G3VG7 FANNIE MAE DTD 06/29/16 CALL 1.5% 09/29/2020-2016	INTEREST RCVD	750.00	
03/30/17		05580ACZ5 BMW BANK BANK NORTH AMERICA DTD 09/30/15 MEDIUM-TERM CD 2.2% 09/30/2020	INTEREST RCVD	1,090.96	
03/30/17		3134GAHK3 FREDDIE MAC DTD 09/30/16 CALL 1.6% 09/30/2021-2016	INTEREST RCVD	400.00	
Total Interest				4,146.66	0.00
Total Income				4,167.82	0.00
Asset Activity					
Assets Sold					
03/27/17	159.190-	31398R7H2 FANNIE MAE SERIES 2010-M4 DTD 07/01/10 3.819% 06/25/2020	NOTE AND MTG PMT	159.19	170.33-
Total Assets Sold				159.19	170.33-
Total Asset Activity				159.19	170.33-
Fees					
03/23/17		MANAGEMENT FEES CITIZENS BUSINESS BANK FOR THE PERIOD ENDING 03/20/2017	DISBURSEMENT	767.12-	
Total Fees				767.12-	0.00
Cash Management					
03/31/17	3,559.890	CBBMMKFM1 NET CASH MANAGEMENT	NET CASH MGMT	3,559.89-	3,559.89
Total Cash Management				3,559.89-	3,559.89
03/31/17		Ending Balance		0.00	2,639,260.54

Statement Period: Mar 01, 2017 Through Mar 31, 2017

Disclosure

CitizensTrust may receive research and other benefits from Brokers/Dealers which may be considered compensation. Upon request, we will disclose details of any compensation received. We have added an additional benchmark to your performance insert. Call for details.

City of Canyon Lake
Utility Taxed Summary by Service Period
FY 2016/2017

	July	August	September	October	November	December	January	February	March	April	May	June
Electric												
Constellation New Energy, Inc					11.06				118.47			
Southern California Edison	36,714.31	52,178.67	50,782.04	37,673.58	26,972.44	33,007.89	41,045.99	44,143.30				
Water												
EMWD	2,009.30	2,142.91	2,388.57	2,027.05	2,070.02	1,715.13	1,795.35	1,450.07	1,499.69			
EV/AVWD	23,651.96	26,106.08	23,927.75	25,648.46	22,808.20	23,674.89	19,565.99	11,970.48	18,036.92			
Solid Waste												
CR&R	883.74	813.90	994.72	883.98	973.81	1,034.93						
CR&R Tax Roll												
Sewer												
Gas												
The Gas Company	111.44	114.54	111.98	105.77	121.54	212.35	268.29	259.62				
Xoom Energy, LLC	3.60	3.25	2.91	4.04	4.22							
Telecom												
AT&T Corp	52.86	56.16	56.22	61.96	55.97	55.10	51.67	58.13	51.00			
CenturyLink Communications Company, LLC	0.68	0.72	0.72	0.67	0.63	0.87	1.05	1.05	1.10			
Compliance Solutions, Inc - GreatCall, Inc. dba Jitterbug	56.41	68.12	64.47	74.91	66.93	68.32	61.73	60.79	66.90			
Compliance Solutions, Inc - Nextiva, Inc.	25.72	25.67	25.35	25.48	25.48	25.14	25.08	24.76	24.92			
Compliance Solutions, Inc - dba Opex						0.32	0.30	0.30	0.31			
Compliance Solutions, Inc - Ready Wireless	0.91	3.12	3.72	2.11	2.10	2.10	2.10	2.10	2.10			
Compliance Solutions, Inc - Spectrol, Inc.												
Compliance Solutions, Inc - Total Holdings, Inc.							0.11	0.11	0.11			
Constellation New Energy, Inc		31.46	14.08	14.67			26.76		118.47			
Consumer Cellular						704.08	33.93	36.65	37.41			
Cricket Wireless LLC	15.30	11.32	11.33	16.38	15.25	19.42	23.59	18.76	26.22			
Flash Wireless, LLC c/o Avalara, Inc. (FKA Etax Services)	1.12	1.12										
Frontier California Inc. (Spilt)	3,155.99	3,018.81	3,005.69	2,861.68	2,731.64	6,303.61	2,602.99	6,025.75	2,543.90			
Frontier Communications of America	472.98	350.31	287.57	432.77			66.03	427.81	339.44			
Granite Telecommunications LLC	1.27											
Google North America Inc. c/o Avalara, Inc.			5.31	1.17	1.19	1.16	1.16	3.00	3.95			
iWireless												
InReach, Inc. c/o Avalara, Inc. (FKA Etax Services)	0.10	0.09	0.09	0.09	0.20	0.09	0.09	0.09	0.21			
Level 3 Communications LLC	1.58	2.47	2.29	2.54	2.17	2.08	2.04	1.99	1.56			
Los Angeles SMSA Limited Partnership	3,962.58	4,002.22	3,850.81	3,811.78	3,801.41	3,737.73	3,615.44	3,459.49	3,340.97			
MCI Communications Services, Inc.	14.28	16.06	16.14	10.57	12.16	11.75	11.28	12.06	11.58			
Metro PCS California, LLC	42.63	38.96	40.94	39.28	41.51	40.50	43.35	44.66	44.66			
New Cingular Wireless PCS LLC	3,318.47	3,370.96	3,232.52	3,226.78	3,173.50	3,353.53	3,203.49	3,010.75	3,529.54			
Pacific Bell Telephone Company - At&t	5.01	5.18	5.26	5.19	4.46	1.09	5.14	4.21	6.05			
PNB Telecommunications Inc. c/o Avalara, Inc. (FKA Etax Services)						2.80	0.24	0.23	0.23			
Ready Wireless LLC									2.10			
OnStar LLC	15.80	14.67	15.48	15.69	14.01	13.53	13.68	11.81	13.25			
Spok, Inc.												
Sprint Communications	2.06	1.63	1.09	1.22	1.01	1.10	1.11	0.94	0.92			
Sprint Spectrum	48.80	50.85	50.62	42.15	43.28	44.00	43.79	43.99	42.22			
Sprint Telephony PCS, LP Wireless Post Paid	2,181.51	2,116.91	1,968.60	2,069.09	2,203.48	2,065.09	1,983.23	43.99	2,232.25			
Sprint Telephony PCS, LP CA Prepaid Wireless MTS Surcharge								1,833.05				
Star2star Communications		4.25	7.70	7.70	7.70	7.70	15.73	15.73	14.85			
T-Mobile West	1,159.66	1,231.11	1,251.52	1,194.33	1,264.25	1,140.48	1,212.42	1,177.68				
T-Mobile USA Inc.								46.39	1,125.44			
TWC Digital Phone LLC												
U.S. Telepacific Corp.	97.44	95.62	90.20	89.98	90.06	89.05	94.71	94.40	94.01			
Utility Telecom Group, LLC	22.28	22.10	22.15	22.25	22.58	22.54	22.25		22.30			
Utility Telephone, Inc.												
Verizon Long Distance, LLC												
Virgin Mobile USA, LP	133.83	118.51	125.49	129.67	116.97		124.89	109.65	130.98			
Vonage American c/o Avalara, Inc	40.04	59.19	58.61	49.23	51.63	50.77	63.58	58.00	58.20			
Vonage Business Solutions, Inc. c/o Etax Services, Inc.	6.04	6.52	6.45	5.93	6.79	6.95	7.05	6.85	64.90			
Video Users												
Frontier California Inc. (Spilt)	4,006.40	3,849.82	3,825.60	3,501.71	3,514.52		3,743.41		3,479.50			
Verizon California, Inc.												
Time Warner Cable Info Services (CA) LLC	1,310.48	1,202.90	1,218.69	1,292.27	1,441.87	1,170.19	1,306.63	1,345.82	1,375.55			1,176.42
Time Warner Cable Business LLC	33.95	33.95	33.95	33.95	33.72	33.57	33.59	33.59	33.59			33.95
Total	\$ 83,562.53	\$ 101,170.13	\$ 97,506.63	\$ 85,386.08	\$ 71,707.76	\$ 78,619.85	\$ 81,103.53	\$ 75,749.40	\$ 38,493.67	\$ -	\$ -	\$ 1,210.97

City of Canyon Lake
Utility Users Tax Remittance
April, 2017

* All types of Utility Services are subjected to a 3.95% tax percentage to be remitted to the City of Canyon Lake monthly.

	Vendor	Deposit Date	Check Date	Amount	Tax Period	(3.95%) Gas	(3.95%) Electric	(3.95%) Video Users	(3.95%) Solid Waste	(3.95%) Water	(3.95%) Sewer	(3.95%) Telecom
1	AT&T Corp	4/26/2017	4/18/2017	\$ 51.00	Mar-17							\$ 51.00
2	AT&T Corp											
3	CenturyLink Communications Company, LLC	4/26/2017	4/17/2017	\$ 1.10	Mar-17							\$ 1.10
4	Compliance Solutions, Inc. - Total Holdings, Inc.	4/26/2017	4/10/2017	\$ 0.11	Mar-17							\$ 0.11
5	Compliance Solutions, Inc. - GreatCall, Inc dba Jitterbug	4/26/2017	4/10/2017	\$ 66.90	Mar-17							\$ 66.90
6	Nextiva, Inc. c/o Compliance Solutions, Inc. - Nextiva, Inc.	4/26/2017	4/10/2017	\$ 24.92	Mar-17							\$ 24.92
7	Compliance Solutions, Inc. - Opex Communications Inc.	4/26/2017	4/10/2017	\$ 0.31	Mar-17							\$ 0.31
8	Compliance Solutions, Inc. - Spectrotel, Inc.											
9	Constellation New Energy, Inc.	4/19/2017	4/12/2017	\$ 118.47	Mar-17		\$ 118.47					
10	Consumer Cellular	4/26/2017	4/13/2017	\$ 37.41	Mar-17							\$ 37.41
11	CR & R											
12	Cricke Wireless LLC	4/26/2017	4/18/2017	\$ 26.22	Mar-17					1499.69		\$ 26.22
13	EMWD	4/26/2017	4/20/2017	\$ 1,499.69	Mar-17							
14	EMWD											
15	EVMWD	4/19/2017	4/13/2017	\$ 18,036.92	Mar-17					18036.92		
16	Frontier California, Inc. (Split)	4/26/2017	4/19/2017	\$ 5,933.40	Mar-17							\$ 2,453.90
17	Frontier Communications of America	4/26/2017	4/19/2017	\$ 339.44	Mar-17			3479.50				\$ 339.44
18	Flash Wireless, LLC c/o Avalara, Inc.											
19	Granite Telecommunications LLC											
20	Granite Telecommunications LLC											
21	Google North America Inc. c/o Avalara, Inc. (FKA Ertax Services)	4/19/2017	4/12/2017	\$ 3.95	Mar-17							\$ 3.95
22	iWireless											
23	InReach, Inc. c/o Avalara, Inc. (FKA Ertax Services)	4/19/2017	4/11/2017	\$ 0.21	Mar-17							\$ 0.21
24	Level 3 Communications LLC	4/19/2017	4/12/2017	\$ 1.56	Mar-17							\$ 1.56
25	Los Angeles SMSA Limited Partnership	4/26/2017	4/13/2017	\$ 3,340.97	Mar-17							\$ 3,340.97
26	Los Angeles SMSA Limited Partnership											
27	MCI Communications Services, Inc.	4/26/2017	4/19/2017	\$ 11.58	Mar-17							\$ 11.58
28	MCI Communications Services, Inc.											
29	MetroPCS California, LLC	4/19/2017	4/13/2017	\$ 44.66	Mar-17							\$ 44.66
30	MetroPCS California, LLC											
31	New Cingular Wireless PCS LLC	4/26/2017	4/18/2017	\$ 3,529.54	Mar-17							\$ 3,529.54
32	New Cingular Wireless PCS LLC											
33	Onstar LLC	4/26/2017	4/18/2017	\$ 13.25	Mar-17							\$ 13.25
34	PNG Telecommunications Inc	4/19/2017	4/11/2017	\$ 0.23	Mar-17							\$ 0.23
35	Pacific Bell Telephone Co	4/26/2017	4/18/2017	\$ 6.05	Mar-17							\$ 6.05
36	Ready Wireless, LLC	4/26/2017	4/10/2017	\$ 2.10	Mar-17							\$ 2.10
37	Southern California Edison											
38	Spok, Inc.											
39	Sprint Communications	4/26/2017	4/18/2017	\$ 0.92	Mar-17							\$ 0.92
40	Sprint Spectrum	4/26/2017	4/18/2017	\$ 42.22	Mar-17							\$ 42.22
41	Sprint Telephony PCS, LP	4/26/2017	4/18/2017	\$ 2,232.25	Mar-17							\$ 2,232.25
42	Sprint Telephony PCS, LP - Wireless Post Paid											
43	Star2Star Communications	4/26/2017	4/20/2017	\$ 14.85	Mar-17							\$ 14.85
44	The Gas Company											
45	T-Mobile USA, Inc. Anybill	4/19/2017	4/14/2017	\$ 1,125.44	Mar-17							\$ 1,125.44
46	T-Mobile West											
47	Time Warner Cable Info Services (CA) LLC	4/26/2017	4/17/2017	\$ 1,375.55	Mar-17			1375.55				
48	Time Warner Cable Business LLC	4/26/2017	4/17/2017	\$ 33.59	Mar-17			33.59				
49	TWC Digital Phone LLC											
50	U.S. TelePacific Communications	4/26/2017	4/19/2017	\$ 94.01	Mar-17							\$ 94.01
51	Utility Telecom Group, Inc.	4/19/2017	4/14/2017	\$ 22.30	Mar-17							\$ 22.30
52	Verizon California Inc.											
53	Verizon California Inc.											
54	Verizon Long Distance, LLC											
55	Verizon Long Distance, LLC											
56	Vonage American c/o Avalara, Inc.	4/19/2017	4/12/2017	\$ 58.20	Mar-17							\$ 58.20
57	Vonage American c/o Avalara, Inc.	4/19/2017	4/13/2017	\$ 6.70	Mar-17							\$ 6.70
58	Virgin Mobile USA	4/26/2017	4/18/2017	\$ 130.98	Mar-17							\$ 130.98
59	Vonage Business Solutions, Inc. c/o Ertax Services, Inc.											
60	Vonage Business Solutions, Inc. c/o Ertax Services, Inc.											
61	Zoom Energy California, LLC											
						\$	118.47	\$ 4,888.64	\$	\$ 19,536.61	\$	\$ 13,683.28
						\$	0.00	0.00	0.00	0.51	0.00	\$ 38,227.00
						\$	0.00	0.13	0.00	0.51	0.00	\$ 38,227.00

