



## CITY OF CANYON LAKE

City Hall  
31516 Railroad Canyon Road  
Canyon Lake, CA 92587

Website: [www.cityofcanyonlake.org](http://www.cityofcanyonlake.org)

Chair Jeremy Smith  
Member Kasey Castillo

### AGENDA

Regular Meeting of the Finance & Planning Committee

Wednesday, November 6, 2019

4:00 P.M.

COUNCIL CHAMBER

---

#### CALL TO ORDER

#### PLEDGE OF ALLEGIANCE

#### ROLL CALL

#### PUBLIC COMMENT

Limit 3 Minutes

#### ROUTINE ITEMS

- (1) Update by Interwest
- (2) Presentation - Govinvest
- (3) Minutes - Approval of Finance & Planning Committee Minutes
  - October 2, 2019
- (4) Claims & Demands - Review of November 6, 2019 City Council Meeting Claims and **Demands**
- (5) September Financial Statement

#### STAFF COMMENTS

#### COMMITTEE MEMBER COMMENTS

#### ADJOURNMENT

**Next Meeting Date: December 4, 2019**



**MINUTES**  
**REGULAR MEETING OF THE CANYON LAKE**  
**FINANCE & PLANNING COMMITTEE**  
Tuesday, October 2, 2019  
4:00 p.m.

City Council Chamber  
31516 Railroad Canyon Road  
Canyon Lake, CA 92587

**CALL TO ORDER**

Committee Member Smith called the meeting to order at 4:00 p.m.

**PLEDGE OF ALLEGIANCE**

Chris Mann, City Manager, led the flag salute.

**ROLL CALL**

Present:      Committee Chair Smith  
                 Committee Member Castillo

Staff was also present.

**PUBLIC COMMENTS**

There were no public comments.

**1. Update by Interwest Associates**

Martin Haeberle, Building Official, provided a handout to the Committee and presented the statistics from the Building Department.

**2. Accept Meeting Minutes**

- September 3, 2019

The minutes were accepted as is.

**DRAFT**

### **3. Review of October 2, 2019 Council Meeting Agenda**

#### **Claims and Demands**

There was discussion regarding the claims and demands.

Staff addressed the specific questions from the Committee regarding certain charges.

### **4. Presentation - Citizen's Trust Presentation on the City's Investments**

Mike Gardner, Portfolio Manager with Citizen's Trust gave a power point presentation.

### **5. Income Statement - Preliminary June 30, 2019 Income Statement**

Terry Shea, Finance Director, stated that the end of the year balance would be approximately \$220,000.00 instead of the \$600,000.00 deficit which was initially anticipated.

#### **STAFF COMMENTS**

There were no comments.

#### **COMMITTEE MEMBER COMMENTS**

Committee Member Castillo expressed her excitement in regards to Item 5.

#### **ADJOURNMENT**

The meeting was adjourned at 4:52 p.m.

Respectfully Submitted,

---

Ana V. Sauseda,  
Deputy City Clerk

**DRAFT**

**City of Canyon Lake  
City Council  
Staff Report**

**TO:** Honorable Mayor and Members of the City Council  
**FROM:** Chris Mann, City Manager  
**BY:** Kayla Lozano, Accountant  
**DATE:** November 6, 2019  
**SUBJECT:** List of Demands

---

**Recommendation:**

That the City Council adopt a resolution entitled: RESOLUTION NO. 2019-38

A RESOLUTION OF THE CITY COUNCIL OF THE  
CITY OF CANYON LAKE ALLOWING CERTAIN  
CLAIMS AND DEMANDS AS SET FORTH IN EXHIBIT A

**Background:**

All claims and demands are reported and summarized for review and approval by the City Council on a routine basis at each City Council meeting. The attached claims represent the paid claims and demands since the City Council meeting of October 2, 2019.

**Budget (or Fiscal) Impact:**

All claims and demands are paid from appropriated funds or authorized resources of the City and have been recorded in accordance with the City's policies.

**Attachments:**

1. Resolution No. 2019-38
2. List of Demands



# **ATTACHMENT 1**





**RESOLUTION NO. 2019-38**

**A RESOLUTION OF THE CITY COUNCIL OF THE CITY OF CANYON LAKE, CALIFORNIA, ALLOWING CERTAIN CLAIMS AND DEMANDS AS SET FORTH IN EXHIBIT A**

The City Council of the City of Canyon Lake does hereby resolve as follows:

Demands are approved as shown on the Demand\Warrant Register of November 6th, in the amount of \$364,148.72 as follows:

Payroll Earnings (Gross)	\$ 46,170.87	(2nd Half of September & 1st Half of October)
Payroll Taxes - Employer	950.02	(2nd Half of September & 1st Half of October)
On-line Retirement	5,835.62	(2nd Half of September & 1st Half of October)
On-line Health	969.94	(For the Month of October)
Nationwide Deferred Comp.	330.23	(For the Month of September)
General	309,892.04	
TOTAL	<u>\$ 364,148.72</u>	

PASSED, APPROVED AND ADOPTED this 6th day of November, 2019.

\_\_\_\_\_  
Jordan Ehrenkranz, Mayor Pro Tem

ATTEST:

\_\_\_\_\_  
Ana V. Sauseda, Deputy City Clerk

State of California  
County of Riverside ) ss  
City of Canyon Lake )

I, Ana V. Sauseda, Deputy City Clerk of the City of Canyon Lake, California, DO HEREBY CERTIFY, that the foregoing is a true and correct copy of the Resolution No. 2019-38 adopted by the City Council of the City of Canyon Lake, California, at a regular meeting thereof, held on November 6, 2019, by the following vote:

AYES:

NOES:

ABSTAIN:

ABSENT:

---

Ana V. Sauseda  
Deputy City Clerk

## **ATTACHMENT 2**



# Claims and Demands



**City of Canyon Lake**  
 Check/Voucher Register - Council Report - Expenditures  
 From 10/1/2019 Through 10/31/2019

Check Number	Matching Docume... Date	Vendor Name	Transaction Description	Check Amount	Fund Code	Fund Short Title
25359	10/1/2019	San Bernardino County Clerk of the Board	Dept. of Fish & Wildlife CEQA Fee for Housing Element Update	2,404.75	10	GENERAL
Total 25359	10/1/2019			2,404.75		
25360	10/3/2019	CFSTES	Fire Inspector 1A Class State Fee - Dickson	80.00	10	GENERAL
Total 25360	10/3/2019			80.00		
25361	10/3/2019	CFSTES	Fire Inspector 1A Class State Fee - Ecclefield	80.00	10	GENERAL
Total 25361	10/3/2019			80.00		
25362	10/3/2019	CFSTES	Fire Inspector 1A Class State Fee - Manzano	80.00	10	GENERAL
Total 25362	10/3/2019			80.00		
25363	10/9/2019	AMP GLOBAL LLC	Rent for Admin Bldg for the month of November 2019	2,600.00	10	GENERAL
Total 25363	10/9/2019			2,600.00		
25364	10/9/2019	Randall Bonner	Auto Allowance for October - Bonner	100.00	10	GENERAL
Total 25364	10/9/2019			100.00		
25365	10/9/2019	Cole Huber LLP	Attorney Services for August 2019	5,000.00	10	GENERAL
25365	10/9/2019	Cole Huber LLP	Attorney Services for September 2019	5,000.00	10	GENERAL
Total 25365	10/9/2019			10,000.00		

**City of Canyon Lake**  
 Check/Voucher Register - Council Report - Expenditures  
 From 10/1/2019 Through 10/31/2019

Check Number	Matching Docume... Date	Vendor Name	Transaction Description	Check Amount	Fund Code	Fund Short Title
25366	10/9/2019	Control Pump	Landscape Booster Station Monitor Report, 10/4/19	375.00	20	GAS TAX
Total 25366	10/9/2019			375.00		
25367	10/9/2019	Corelogic Information Solutions, INC.	Database for Code Enforcement Reports, September 2019	10.30	10	GENERAL
25367	10/9/2019	Corelogic Information Solutions, INC.	Database for Code Enforcement, September 2019	128.75	10	GENERAL
Total 25367	10/9/2019			139.05		
25368	10/9/2019	CR&R	Refuse 2017-18PY Pen SP	6,610.67	50	AGENCY
25368	10/9/2019	CR&R	Refuse FY 17-18 Secured Settlement 3	28,893.15	50	AGENCY
25368	10/9/2019	CR&R	Refuse FY 18-19 SEC SP1	13,825.98	50	AGENCY
Total 25368	10/9/2019			49,329.80		
25369	10/9/2019	CTAI Pacific Greenscape	Irrigation(Median & Parkways) - Fix leak & wiring issues9/26	2,290.00	20	GAS TAX
Total 25369	10/9/2019			2,290.00		
25370	10/9/2019	Dawn Ecclefield	Fire Training Course Reimb of lunch(10/4 to 10/6)-Ecclefield	32.67	10	GENERAL
Total 25370	10/9/2019			32.67		
25371	10/9/2019	Eagle Aerial Solutions	Digital File of Aerial Maps in Admin Office, 9/30/19	432.00	40	CAP. PROJ.
Total 25371	10/9/2019			432.00		
25372	10/9/2019	Jordan Ehrenkranz	Auto Allowance for October - Ehrenkranz	100.00	10	GENERAL



**City of Canyon Lake**  
 Check/Voucher Register - Council Report - Expenditures  
 From 10/1/2019 Through 10/31/2019

Check Number	Matching Docume... Date	Vendor Name	Transaction Description	Check Amount	Fund Code	Fund Short Title
Total 25372	10/9/2019			100.00		
25373	10/9/2019	Interwest Consulting Group	Building & Safety for August 2019	37,857.02	10	GENERAL
Total 25373	10/9/2019			37,857.02		
25374	10/9/2019	Jeremy Smith	Auto Allowance for October - Smith	100.00	10	GENERAL
Total 25374	10/9/2019			100.00		
25375	10/9/2019	Kasey Castillo	Auto Allowance for October - Castillo	100.00	10	GENERAL
Total 25375	10/9/2019			100.00		
25376	10/9/2019	Larry Greene	Auto Allowance for October - Greene	100.00	10	GENERAL
Total 25376	10/9/2019			100.00		
25377	10/9/2019	Ruby Manzano	Fire Training Course Reimb of lunch(10/4 to 10/6)-Manzano	76.54	10	GENERAL
Total 25377	10/9/2019			76.54		
25378	10/9/2019	MR. WINDOW CLEANING	Window & Cleaning Inside & Outside (City Hall) 10/2/19	75.00	10	GENERAL
Total 25378	10/9/2019			75.00		
25379	10/9/2019	Nate Volk	Video Broadcasting for Council Mtg. 10/2/19	500.00	10	GENERAL
Total 25379	10/9/2019			500.00		

**City of Canyon Lake**  
 Check/Voucher Register - Council Report - Expenditures  
 From 10/1/2019 Through 10/31/2019

Check Number	Matching Docume... Date	Vendor Name	Transaction Description	Check Amount	Fund Code	Fund Short Title
25380	10/9/2019	Platinum Plumbing CA	Install gas control valve & burner assembly at Fire Station	200.00	10	GENERAL
25380	10/9/2019	Platinum Plumbing CA	Removed & Installed new 50g Propane Tank at Fire Station9/27	1,350.00	10	GENERAL
Total 25380	10/9/2019			1,550.00		
25381	10/9/2019	PV Maintenance Inc.	Street & Facility Maint./Veteran Banner Removal - Sept. 2019	1,733.43	20	GAS TAX
Total 25381	10/9/2019			1,733.43		
25382	10/9/2019	PZL, Inc.	Planning Services for September 2019	3,675.00	10	GENERAL
Total 25382	10/9/2019			3,675.00		
25383	10/9/2019	Ramsey Backflow & Plumbing	Tested Backflow Device at City Hall, 10/3/19	45.00	10	GENERAL
Total 25383	10/9/2019			45.00		
25384	10/9/2019	County Executive Office	SCFA Miscellaneous Admin Expenses 2nd Qtr.	496.15	10	GENERAL
25384	10/9/2019	County Executive Office	SCFA Quarterly Sheltering Services Oct. - Dec. 2019	17,220.00	10	GENERAL
Total 25384	10/9/2019			17,716.15		
25385	10/9/2019	Round Up Jr. Mart	City Vehicle Fuel April - October 2019 (4/6/19 to 9/27/19)	1,699.73	10	GENERAL
Total 25385	10/9/2019			1,699.73		

**City of Canyon Lake**  
 Check/Voucher Register - Council Report - Expenditures  
 From 10/1/2019 Through 10/31/2019

Check Number	Matching Docume... Date	Vendor Name	Transaction Description	Check Amount	Fund Code	Fund Short Title
25386	10/9/2019	STAPLES	Office Supplies for Admin Bldg & City Hall, September 2019	872.49	10	GENERAL
Total 25386	10/9/2019			872.49		
25387	10/9/2019	STATE COMP. INS. FUND	Workers Comp Premium Annual 6/1/19	11,941.98	10	GENERAL
Total 25387	10/9/2019			11,941.98		
25388	10/9/2019	The Christmas Kings	50% Deposit for Lighting & Decor for Christmas Tree Event	1,600.00	10	GENERAL
Total 25388	10/9/2019			1,600.00		
25389	10/9/2019	Time Warner Cable	Digital Converter for City Hall, 9/22/19 to 10/21/19	5.25	10	GENERAL
Total 25389	10/9/2019			5.25		
25390	10/23/2...	Aflac	Supplemental Insurance for October 2019	432.82	10	GENERAL
Total 25390	10/23/2...			432.82		
25391	10/23/2...	AmeriGas	Propane for Fire Station, 10/9/19	1,141.47	10	GENERAL
Total 25391	10/23/2...			1,141.47		
25392	10/23/2...	Castaneda & Associates	Housing Needs Assessment July 1, 2019 - October 11, 2019	3,441.37	10	GENERAL
Total 25392	10/23/2...			3,441.37		

**City of Canyon Lake**  
 Check/Voucher Register - Council Report - Expenditures  
 From 10/1/2019 Through 10/31/2019

Check Number	Matching Docume... Date	Vendor Name	Transaction Description	Check Amount	Fund Code	Fund Short Title
25393	10/23/2...	California Bulding Standards Commission	Permit Valuation July through September 2019	178.60	10	GENERAL
Total 25393	10/23/2...			178.60		
25394	10/23/2...	CANYON LAKE PEST CONTROL, Steven E. Young	City Hall Admin General Pest Control Qtrly, 10/17/19	55.00	10	GENERAL
25394	10/23/2...	CANYON LAKE PEST CONTROL, Steven E. Young	Pest Control Services for Fire Station, 10/11/19	40.00	10	GENERAL
Total 25394	10/23/2...			95.00		
25395	10/23/2...	CTAI Pacific Greenscape	Landscape Maintenance for Fire Station October 2019	250.00	10	GENERAL
25395	10/23/2...	CTAI Pacific Greenscape	Landscape Maintenance for Median & Parkways October 2019	5,000.00	20	GAS TAX
Total 25395	10/23/2...			5,250.00		
25396	10/23/2...	Delgado Janitorial Services	Janitorial Services for October 2019	941.50	10	GENERAL
Total 25396	10/23/2...			941.50		
25397	10/23/2...	DEPARTMENT OF CONSERVATION	Strong Motion Instrument and Seismic Hazard; July-Sept 2019	413.06	10	GENERAL
Total 25397	10/23/2...			413.06		
25398	10/23/2...	DIRECTV	Satellite Service for Fire Station, 10/12/19 to 11/11/19	110.09	10	GENERAL
Total 25398	10/23/2...			110.09		

**City of Canyon Lake**  
 Check/Voucher Register - Council Report - Expenditures  
 From 10/1/2019 Through 10/31/2019

Check Number	Matching Docume... Date	Vendor Name	Transaction Description	Check Amount	Fund Code	Fund Short Title
25399	10/23/2...	STATE OF CA DEPT. OF JUSTICE	Sheriff's Blood Alcohol Analysis, September 2019	35.00	10	GENERAL
Total 25399	10/23/2...			35.00		
25400	10/23/2...	Division of the State Architect	Disability & Education Fee Qtr. Ended 9/30	22.80	10	GENERAL
Total 25400	10/23/2...			22.80		
25401	10/23/2...	FRIDAY FLYER	Public Hearing Ad for Housing Element 9/20/19	145.00	10	GENERAL
Total 25401	10/23/2...			145.00		
25402	10/23/2...	Frontier Communications	City Hall Internet, 10/10/19 to 11/9/19	201.56	10	GENERAL
25402	10/23/2...	Frontier Communications	City Hall Phones, 10/13/19 to 11/12/19	90.17	10	GENERAL
25402	10/23/2...	Frontier Communications	Phones for Fire Station, 10/13/19 to 11/12/19	280.90	10	GENERAL
Total 25402	10/23/2...			572.63		
25403	10/23/2...	Debby Gagnon	Flag Purchases for Veterans Day, 10/1/19	308.53	10	GENERAL
Total 25403	10/23/2...			308.53		
25404	10/23/2...	NANCY GREENHALGH	Retiree Health Insurance November 2019	163.37	10	GENERAL
Total 25404	10/23/2...			163.37		
25405	10/23/2...	ICMA Membership Renewals	ICMA Membership for 2020 (Mann)	1,136.00	10	GENERAL
Total 25405	10/23/2...			1,136.00		

**City of Canyon Lake**  
 Check/Voucher Register - Council Report - Expenditures  
 From 10/1/2019 Through 10/31/2019

Check Number	Matching Docume... Date	Vendor Name	Transaction Description	Check Amount	Fund Code	Fund Short Title
25406	10/23/2...	Joe's Hardware	Garment Hook, Lysol, Air Filters, Cobweb Brush FS 9/14/19	40.05	10	GENERAL
25406	10/23/2...	Joe's Hardware	Lithum Battery & Drain for Fire Station, 9/27/19	17.38	10	GENERAL
25406	10/23/2...	Joe's Hardware	Master Keys for Code Enf. (Lopez) 10/19/19	4.07	10	GENERAL
25406	10/23/2...	Joe's Hardware	Nozzle Gun, Brass Shutoff for Fire Station, 9/7/19	54.16	10	GENERAL
25406	10/23/2...	Joe's Hardware	Nozzle Gun, Tilex Mold, Screws, etc. - Fire Station, 9/3/19	55.95	10	GENERAL
25406	10/23/2...	Joe's Hardware	Paint & Exchange Tank for Fire Station, 9/10/19	37.85	10	GENERAL
Total 25406	10/23/2...			209.46		
25407	10/23/2...	KC Graphics	Notice of Violation Forms for Code Enf. 10/12/19	274.55	10	GENERAL
Total 25407	10/23/2...			274.55		
25408	10/23/2...	Kasey Castillo	League of Cities Conf. Parking Reimb. - Castillo	95.00	10	GENERAL
Total 25408	10/23/2...			95.00		
25409	10/23/2...	PRESS ENTERPRISE	Notice of RFP for IT Support Services 10/4/19 & 10/11/19	243.60	10	GENERAL
25409	10/23/2...	PRESS ENTERPRISE	Notice of Bid-Wrought Iron Fence Repair Phase II 9/20 & 10/4	722.40	21	MEASURE A
Total 25409	10/23/2...			966.00		
25410	10/23/2...	Regional Conservation Authority	MSHCP Fees collected for October 2019	2,168.00	50	AGENCY
Total 25410	10/23/2...			2,168.00		

**City of Canyon Lake**  
 Check/Voucher Register - Council Report - Expenditures  
 From 10/1/2019 Through 10/31/2019

Check Number	Matching Docume... Date	Vendor Name	Transaction Description	Check Amount	Fund Code	Fund Short Title
25411	10/23/2...	JOHN REGUS	Library Lease for December 2019	1,074.62	10	GENERAL
Total 25411	10/23/2...			1,074.62		
25412	10/23/2...	RIV. CO. SHERIFF'S DEPT., Acctg & Fin	Sheriff's Contract Law, 7/18/19 to 8/14/19	127,062.64	10	GENERAL
Total 25412	10/23/2...			127,062.64		
25413	10/23/2...	COUNTY OF RIVERSIDE-TLMA	SLF Costs September 2019	1,383.41	20	GAS TAX
Total 25413	10/23/2...			1,383.41		
25414	10/23/2...	Special District Risk Management Authority	Dental & Vision Ins. for Ecclefield, Mann & Sauseda Nov 2019	298.96	10	GENERAL
Total 25414	10/23/2...			298.96		
25415	10/23/2...	Speedy Vehicle Registration	Live Scans Day & Enriquez, July 2019	40.00	10	GENERAL
Total 25415	10/23/2...			40.00		
25416	10/23/2...	STATE COMP. INS. FUND	Workers Comp for November 2019	884.75	10	GENERAL
Total 25416	10/23/2...			884.75		
25417	10/23/2...	Synoptek, LLC	IT Services for October 2019	2,667.87	10	GENERAL
Total 25417	10/23/2...			2,667.87		
25418	10/23/2...	Time Warner Cable	Internet for Fire Station, 10/10/19 to 11/9/19	99.98	10	GENERAL

**City of Canyon Lake**  
 Check/Voucher Register - Council Report - Expenditures  
 From 10/1/2019 Through 10/31/2019

Check Number	Matching Docume... Date	Vendor Name	Transaction Description	Check Amount	Fund Code	Fund Short Title
Total 25418	10/23/2...			99.98		
25419	10/23/2...	Toshiba Financial Services	Monthly Copier Lease for Admin & City Hall, 11/10/19	799.31	10	GENERAL
Total 25419	10/23/2...			799.31		
25420	10/23/2...	U. S. Bank	Office Supplies, CM Conferences, CC Class & Seminar Sept '19	4,155.15	10	GENERAL
Total 25420	10/23/2...			4,155.15		
25421	10/23/2...	Verizon Wireless	Cell Phones, 9/4/19 to 10/3/19	392.98	10	GENERAL
25421	10/23/2...	Verizon Wireless	iPads, 9/4/19 to 10/3/19	207.09	10	GENERAL
Total 25421	10/23/2...			600.07		
25422	10/24/2...	CFSTES	Fire Inspector 1A Class(10/25)State Fee,3 Code Enf. Officers	240.00	10	GENERAL
Total 25422	10/24/2...			240.00		
25423	10/24/2...	Joe's Hardware	Supplies for new lock on BLM, Spray Paint & Stencil, 7/31/19	58.34	10	GENERAL
Total 25423	10/24/2...			58.34		
EFT60		Sparkletts	Water for City Hall & Admin Office September 2019	83.26	10	GENERAL
Total EFT60				83.26		
EFT61		SOUTHERN CALIFORNIA EDISON	Electricity for City Hall 8/14/19 to 9/13/19	1,495.55	10	GENERAL



**City of Canyon Lake**  
 Check/Voucher Register - Council Report - Expenditures  
 From 10/1/2019 Through 10/31/2019

Check Number	Matching Docume... Date	Vendor Name	Transaction Description	Check Amount	Fund Code	Fund Short Title
Total EFT61				1,495.55		
EFT62		SOUTHERN CALIFORNIA EDISON	Electricity for Traffic Signals 8/14/19 to 9/13/19	161.72	20	GAS TAX
Total EFT62				161.72		
EFT63		SOUTHERN CALIFORNIA EDISON	Electricity for Traffic Signals 8/20/19 to 9/19/19	6.57	20	GAS TAX
Total EFT63				6.57		
EFT64		SOUTHERN CALIFORNIA EDISON	Electricity for Fire Station August 2019 (8/14/19 to 9/13/19)	815.08	10	GENERAL
Total EFT64				815.08		
EFT65		SOUTHERN CALIFORNIA EDISON	Electricity for Traffic Signals 8/21/19 to 9/20/19	46.47	20	GAS TAX
Total EFT65				46.47		
EFT66		SOUTHERN CALIFORNIA EDISON	Electricity for City Hall Admin 8/20/19 to 9/19/19	304.16	10	GENERAL
Total EFT66				304.16		
EFT67		SOUTHERN CALIFORNIA EDISON	Electricity for Traffic Signals 8/28/19 to 9/27/19	302.05	20	GAS TAX
Total EFT67				302.05		
EFT68		SOUTHERN CALIFORNIA EDISON	Electricity for Pump Station 9/9/19 to 10/8/19	182.21	20	GAS TAX
Total EFT68				182.21		

**City of Canyon Lake**  
 Check/Voucher Register - Council Report - Expenditures  
 From 10/1/2019 Through 10/31/2019

Check Number	Matching Docume... Date	Vendor Name	Transaction Description	Check Amount	Fund Code	Fund Short Title
EFT69		ELSINORE VALLEY MUNI WATER DIS	Water for Fire Station 8/27/19 to 9/27/19	396.70	10	GENERAL
Total EFT69				396.70		
EFT70		ELSINORE VALLEY MUNI WATER DIS	Water for City Hall 8/25/19 to 9/25/19	164.91	10	GENERAL
Total EFT70				164.91		
EFT71		ELSINORE VALLEY MUNI WATER DIS	Water for Irrigation 8/27/19 to 9/27/19	777.15	20	GAS TAX
Total EFT71				777.15		
Report Total				309,892.04		

City of Canyon Lake  
Invoices Selected for Payment - COUNCIL CHECK REPORT

<u>Vendor ID</u>	<u>Invoice Description</u>	<u>Cash Required</u>
SB Co. Clerk	Dept. of Fish & Wildlife CEQA Fee for Housing Element Update	2,404.75
Report Total		<u>2,404.75</u>

City of Canyon Lake  
Invoices Selected for Payment - COUNCIL CHECK REPORT

Vendor ID	Invoice Description	Cash Required
CFSTES	Fire Inspector 1A Class State Fee - Manzano	80.00
	Fire Inspector 1A Class State Fee - Dickson	80.00
	Fire Inspector 1A Class State Fee - Ecclefield	80.00
Report Total		240.00

City of Canyon Lake  
Invoices Selected for Payment - COUNCIL CHECK REPORT

Vendor ID	Invoice Description	Cash Required
AMP	Rent for Admin Bldg for the month of November 2019	2,600.00
Bonner	Auto Allowance for October - Bonner	100.00
Cole Huber	Attorney Services for August 2019	5,000.00
	Attorney Services for September 2019	5,000.00
Control Pump	Landscape Booster Station Monitor Report, 10/4/19	375.00
Corelogic	Database for Code Enforcement Reports, September 2019	10.30
	Database for Code Enforcement, September 2019	128.75
CR&R	Refuse 2017-18PY Pen SP	6,610.67
	Refuse FY 18-19 SEC SP1	13,825.98
	Refuse FY 17-18 Secured Settlement 3	28,893.15
CTAI	Irrigation(Median & Parkways) - Fix leak & wiring issues9/26	2,290.00
Dawn Ecclefield	Fire Training Course Reimb of lunch(10/4 to 10/6)-Ecclefield	32.67
EagleAerial	Digital File of Aerial Maps in Admin Office, 9/30/19	432.00
Ehrenkranz	Auto Allowance for October - Ehrenkranz	100.00
ICG	Building & Safety for August 2019	37,857.02
Jeremy Smith	Auto Allowance for October - Smith	100.00
Kasey Castillo	Auto Allowance for October - Castillo	100.00
Larry Greene	Auto Allowance for October - Greene	100.00
Manzano	Fire Training Course Reimb of lunch(10/4 to 10/6)-Manzano	76.54
MR. WINDOW	Window & Cleaning Inside & Outside (City Hall) 10/2/19	75.00
Nate Volk	Video Broadcasting for Council Mtg. 10/2/19	500.00
PLAT	Removed & Installed new 50g Propane Tank at Fire Station9/27	1,350.00
	Install gas control valve & burner assembly at Fire Station	200.00
PVM	Street & Facility Maint./Veteran Banner Removal - Sept. 2019	1,733.43
PZL, Inc.	Planning Services for September 2019	3,675.00
Ramsey Backflow	Tested Backflow Device at City Hall, 10/3/19	45.00
riv Co Exec	SCFA Quarterly Sheltering Services Oct. - Dec. 2019	17,220.00
	SCFA Miscellaneous Admin Expenses 2nd Qtr.	496.15
Round Up	City Vehicle Fuel April - October 2019 (4/6/19 to 9/27/19)	1,699.73
STAPLES	Office Supplies for Admin Bldg & City Hall, September 2019	872.49
STATE FUND	Workers Comp Premium Annual 6/1/19	11,941.98
The Christmas Kings	50% Deposit for Lighting & Decor for Christmas Tree Event	1,600.00

Date: 10/9/19  
04:05:28 PM

Page: 1

City of Canyon Lake  
Invoices Selected for Payment - COUNCIL CHECK REPORT

<u>Vendor ID</u>	<u>Invoice Description</u>	<u>Cash Required</u>
Time Warner	Digital Converter for City Hall, 9/22/19 to 10/21/19	<u>5.25</u>
Report Total		<u>145,046.11</u> <i>cm</i>

City of Canyon Lake  
Invoices Selected for Payment - COUNCIL CHECK REPORT

Vendor ID	Invoice Description	Cash Required
Aflac	Supplemental Insurance for October 2019	432.82
AmeriGas	Propane for Fire Station, 10/9/19	1,050.21
	Propane for Fire Station, 10/9/19	91.26
Castaneda & Associates	Housing Needs Assessment July 1, 2019 - October 11, 2019	3,441.37
CBSC	Permit Valuation July through September 2019	178.60
CL PEST	City Hall Admin General Pest Control Qtrly, 10/17/19	55.00
	Pest Control Services for Fire Station, 10/11/19	40.00
CTAI	Landscape Maintenance for Median & Parkways October 2019	5,000.00
	Landscape Maintenance for Fire Station October 2019	250.00
Delgado	Janitorial Services for October 2019	941.50
DEPT OF CONSER	Strong Motion Instrument and Seismic Hazard; July-Sept 2019	413.06
DIRECTV	Satellite Service for Fire Station, 10/12/19 to 11/11/19	110.09
DOJ	Sheriff's Blood Alcohol Analysis, September 2019	35.00
DSA	Disability & Education Fee Qtr. Ended 9/30	22.80
FRIDAY FLYER	Public Hearing Ad for Housing Element 9/20/19	145.00
Frontier	City Hall Internet, 10/10/19 to 11/9/19	201.56
	City Hall Phones, 10/13/19 to 11/12/19	90.17
	Phones for Fire Station, 10/13/19 to 11/12/19	280.90
Gagnon	Flag Purchases for Veterans Day, 10/1/19	308.53
GREENHALGH	Retiree Health Insurance November 2019	163.37
ICMA	ICMA Membership for 2020 (Mann)	1,136.00
Joe's	Nozzle Gun, Tilex Mold, Screws, etc. - Fire Station, 9/3/19	55.95
	Nozzle Gun, Brass Shutoff for Fire Station, 9/7/19	54.16
	Paint & Exchange Tank for Fire Station, 9/10/19	37.85
	Garment Hook, Lysol, Air Filters, Cobweb Brush FS 9/14/19	40.05
	Lithum Battery & Drain for Fire Station, 9/27/19	17.38
	Master Keys for Code Enf. (Lopez) 10/19/19	4.07
K Graphics	Notice of Violation Forms for Code Enf. 10/12/19	274.55
Kasey Castillo	League of Cities Conf. Parking Reimb. - Castillo	95.00
PRESS ENT	Notice of RFP for IT Support Services 10/4/19 & 10/11/19	243.60
	Notice of Bid-Wrought Iron Fence Repair Phase II 9/20 & 10/4	722.40
RCA	MSHCP Fees collected for October 2019	2,168.00
REGUS	Library Lease for December 2019	1,074.62
Riv Co Sheriff Acctg	Sheriff's Contract Law, 7/18/19 to 8/14/19	127,062.64
Riv Co TLMA	SLF Costs September 2019	1,383.41

Date: 10/23/19  
04:28:36 PM

Page: 1

City of Canyon Lake  
Invoices Selected for Payment - COUNCIL CHECK REPORT

Vendor ID	Invoice Description	Cash Required
SDRMA	Dental & Vision Ins. for Ecclefield, Mann & Sauseda Nov 2019	298.96
Speedy Vehicle	Live Scans Day & Enriquez, July 2019	40.00
STATE FUND	Workers Comp for November 2019	884.75
Synoptek	IT Services for October 2019	2,667.87
Time Warner	Internet for Fire Station, 10/10/19 to 11/9/19	99.98
Toshiba	Monthly Copier Lease for Admin & City Hall, 11/10/19	799.31
US Bank	Office Supplies, CM Conferences, CC Class & Seminar Sept '19	4,155.15
VerizonW	iPads, 9/4/19 to 10/3/19	207.09
	Cell Phones, 9/4/19 to 10/3/19	392.98
Report Total		157,167.01



City of Canyon Lake  
Invoices Selected for Payment - COUNCIL CHECK REPORT

<u>Vendor ID</u>	<u>Invoice Description</u>	<u>Cash Required</u>
CFSTES	Fire Inspector 1A Class(10/25)State Fee,3 Code Enf. Officers	240.00
Joe's	Supplies for new lock on BLM, Spray Paint & Stencil, 7/31/19	58.34
Report Total		<u>298.34</u>

**Labor Distribution**

**City of Canyon Lake**  
Company (10756)

Check Date: 10/15/2019  
Process: 2019101501  
Period: 10/01/2019 to 10/15/2019

**Department: (20)City Employees**

Code	Earning	Hours	Amount	Deduction	Code	Amount	Tax	Code	Tax	Amount	Taxable	Tax	Code	Tax	Amount	Taxable	Amount
125CO	125 Cash		492.43	PTAXI	CA	272.39	California SI	CA	CA Edu & Ti	160.72	4111.28	CA Edu & Ti	CAETT	CA Edu & Ti	0.00	0.00	0.00
102	Hol Holiday	9.50	0.00		CASDJ		CA SDI - Eir	CASUJ	California SI	43.84	4383.67	California SI	CASUJ	California SI	0.00	0.00	Gross
3891.24	Reg Regular		3891.24		FITW		Federal Incoi	FITW	Medicare - E	451.19	4111.28	Medicare - E	MED-R	Medicare - E	63.57	4383.67	Tot Liab
					MED		Medicare			63.57	4383.67						Net Amt
<b>Total Earnings</b>		<b>9.50</b>	<b>4383.67</b>	<b>Total Deductions</b>		<b>272.39</b>				<b>719.32</b>			<b>Total Employer Taxes</b>		<b>63.57</b>		

Code	Earning	Hours	Amount	Deduction	Code	Amount	Tax	Code	Tax	Amount	Taxable	Tax	Code	Tax	Amount	Taxable	Amount
Reg	Regular	30.00	632.10		CA		California SI	CA	CA Edu & Ti	5.96	632.10	CA Edu & Ti	CAETT	CA Edu & Ti	0.00	632.10	0.00
106					CASDJ		CA SDI - Eir	CASUJ	California SI	6.32	632.10	California SI	CASUJ	California SI	39.19	632.10	Gross
21.0700					FITW		Federal Incoi	FITW	Medicare - E	14.04	632.10	Medicare - E	MED-R	Medicare - E	9.17	632.10	Tot Liab
					MED		Medicare			9.17	632.10						Net Amt
<b>Total Earnings</b>		<b>30.00</b>	<b>632.10</b>	<b>Total Deductions</b>		<b>0.00</b>				<b>35.49</b>			<b>Total Employer Taxes</b>		<b>48.36</b>		

Code	Earning	Hours	Amount	Deduction	Code	Amount	Tax	Code	Tax	Amount	Taxable	Tax	Code	Tax	Amount	Taxable	Amount
Reg	Regular	44.00	707.08	457B EE	CA		California SI	CA	CA Edu & Ti	6.44	654.05	CA Edu & Ti	CAETT	CA Edu & Ti	0.00	707.08	0.00
114					CASDJ		CA SDI - Eir	CASUJ	California SI	7.07	707.08	California SI	CASUJ	California SI	43.84	707.08	Gross
16.0700					FITW		Federal Incoi	FITW	Medicare - E	16.24	654.05	Medicare - E	MED-R	Medicare - E	10.25	707.08	Tot Liab
					MED		Medicare			10.25	707.08						Net Amt
<b>Total Earnings</b>		<b>44.00</b>	<b>707.08</b>	<b>Total Deductions</b>		<b>53.03</b>				<b>40.00</b>			<b>Total Employer Taxes</b>		<b>54.09</b>		

Code	Earning	Hours	Amount	Deduction	Code	Amount	Tax	Code	Tax	Amount	Taxable	Tax	Code	Tax	Amount	Taxable	Amount
125CO	125 Cash		103.28	PTXPE	CA	399.38	California SI	CA	CA Edu & Ti	432.60	5695.57	CA Edu & Ti	CAETT	CA Edu & Ti	0.00	0.00	0.00
111	Auto Auto Allo		75.00		CASDJ		CA SDI - Eir	CASUJ	California SI	60.95	6094.95	California SI	CASUJ	California SI	0.00	0.00	Gross
5916.67	Hol Holiday	9.50	0.00		FITW		Federal Incoi	FITW	Medicare - E	1044.21	5695.57	Medicare - E	MED-R	Medicare - E	88.38	6094.95	Tot Liab
	MGTL' Managem	9.50	0.00		MED		Medicare			88.38	6094.95						Net Amt
<b>Total Earnings</b>		<b>19.00</b>	<b>6094.95</b>	<b>Total Deductions</b>		<b>399.38</b>				<b>1626.14</b>			<b>Total Employer Taxes</b>		<b>88.38</b>		

Code	Earning	Hours	Amount	Deduction	Code	Amount	Tax	Code	Tax	Amount	Taxable	Tax	Code	Tax	Amount	Taxable	Amount
125CO	125 Cash		527.34	457B EE	CA	66.00	California SI	CA	CA Edu & Ti	30.47	2450.02	CA Edu & Ti	CAETT	CA Edu & Ti	0.00	0.00	0.00
108	Hol Holiday	9.50	237.60	PTAXI	CASDJ	149.68	CA SDI - Eir	CASUJ	California SI	26.66	2665.70	California SI	CASUJ	California SI	0.00	0.00	Gross
25.0100	Reg Regular	76.00	1900.76		FITW		Federal Incoi	FITW	Medicare - E	155.84	2450.02	Medicare - E	MED-R	Medicare - E	38.65	2665.70	Tot Liab
					MED		Medicare			38.65	2665.70						Net Amt
<b>Total Earnings</b>		<b>85.50</b>	<b>2665.70</b>	<b>Total Deductions</b>		<b>215.68</b>				<b>251.62</b>			<b>Total Employer Taxes</b>		<b>38.65</b>		

Code	Earning	Hours	Amount	Deduction	Code	Amount	Tax	Code	Tax	Amount	Taxable	Tax	Code	Tax	Amount	Taxable	Amount
125CO	125 Cash		1123.05	457B EE	CA	119.03	California SI	CA	CA Edu & Ti	636.19	13543.02	CA Edu & Ti	CAETT	CA Edu & Ti	0.00	1339.18	0.00
2	Auto Auto Allo		75.00	PTAXI	CASDJ	422.07	CA SDI - Eir	CASUJ	California SI	144.84	14483.50	California SI	CASUJ	California SI	83.03	1339.18	Gross
14776.55	Hol Holiday	28.50	237.60	PTXPE	FITW	399.38	Federal Incoi	FITW	Medicare - E	1681.52	13543.02	Medicare - E	MED-R	Medicare - E	210.02	14483.50	Tot Liab
	MGTL' Managem	9.50	0.00		MED		Medicare			210.02	14483.50						Net Amt
<b>Total Earnings</b>		<b>188.00</b>	<b>14483.50</b>	<b>Total Deductions</b>		<b>940.48</b>				<b>2672.57</b>			<b>Total Employer Taxes</b>		<b>293.05</b>		

**Department: (20)City Employees Total**

Code	Earning	Hours	Amount	Deduction	Code	Amount	Tax	Code	Tax	Amount	Taxable	Tax	Code	Tax	Amount	Taxable	Amount
5	Female				CA		California SI	CA	CA Edu & Ti	636.19	13543.02	CA Edu & Ti	CAETT	CA Edu & Ti	0.00	1339.18	0.00
3	Male				CASDJ		CA SDI - Eir	CASUJ	California SI	144.84	14483.50	California SI	CASUJ	California SI	83.03	1339.18	Gross
14776.55	Hol Holiday	28.50	237.60	PTXPE	FITW	399.38	Federal Incoi	FITW	Medicare - E	1681.52	13543.02	Medicare - E	MED-R	Medicare - E	210.02	14483.50	Tot Liab
	MGTL' Managem	9.50	0.00		MED		Medicare			210.02	14483.50						Net Amt
<b>Total Earnings</b>		<b>188.00</b>	<b>14483.50</b>	<b>Total Deductions</b>		<b>940.48</b>				<b>2672.57</b>			<b>Total Employer Taxes</b>		<b>293.05</b>		

**Labor Distribution**

**City of Canyon Lake**  
Company (10756)

Check Date: 10/15/2019  
Process: 2019101501  
Period: 10/01/2019 to 10/15/2019

**Department: (30)Special Enforcement Team**

Code	Earning	Hours	Amount	Deduction	Code	Amount	Tax	Code	Amount	Taxable	Tax	Code	Amount	Taxable	Amount
125CO	125 Cash		161.06	457B EE	CA	50.00	California SI	CA	1729.04	1729.04	CA ETT	CA Edu & T	50.23	0.00	0.00
104	Reg Regular	68.50	1735.10	PTXPE Pre-Tax P.	CASDI	117.12	CA SDI - Err	CASUI	1896.16	1896.16	California SI	California SI	18.96	0.00	0.00
25.3300					FITW		Federal Incoi	MED-R	1729.04	1729.04	Medicare - E	Medicare - E	132.32	27.49	27.49
					MED		Medicare		1896.16	1896.16			27.49		27.49
	<b>Total Earnings</b>	<b>68.50</b>	<b>1896.16</b>	<b>Total Deductions</b>		<b>167.12</b>	<b>Total Employee Taxes</b>		<b>229.00</b>	<b>Total Employer Taxes</b>			<b>27.49</b>		<b>27.49</b>

Code	Earning	Hours	Amount	Deduction	Code	Amount	Tax	Code	Amount	Taxable	Tax	Code	Amount	Taxable	Amount
125CO	125 Cash		477.29	PTAXI Pre-Tax P.	CA	184.52	California SI	CA	2928.75	2928.75	CA ETT	CA Edu & T	154.97	0.00	0.00
101	Comp Comp Tin	1.50	46.25		CASDI		CA SDI - Err	CASUI	3113.27	3113.27	California SI	California SI	31.13	0.00	0.00
30.8300	Hol Holiday	9.50	292.89		FITW		Federal Incoi	MED-R	2928.75	2928.75	Medicare - E	Medicare - E	276.28	45.14	45.14
	Reg Regular	74.50	2296.84		MED		Medicare		3113.27	3113.27			45.14		45.14
	<b>Total Earnings</b>	<b>85.50</b>	<b>3113.27</b>	<b>Total Deductions</b>		<b>184.52</b>	<b>Total Employee Taxes</b>		<b>507.52</b>	<b>Total Employer Taxes</b>			<b>45.14</b>		<b>45.14</b>

Code	Earning	Hours	Amount	Deduction	Code	Amount	Tax	Code	Amount	Taxable	Tax	Code	Amount	Taxable	Amount
Reg	Regular	26.00	712.40	PTAXI Pre-Tax P.	CA	49.87	California SI	CA	662.53	662.53	CA ETT	CA Edu & T	6.63	0.00	0.00
113					CASDI		CA SDI - Err	CASUI	712.40	712.40	California SI	California SI	7.13	44.17	44.17
27.4000					FITW		Federal Incoi	MED-R	662.53	662.53	Medicare - E	Medicare - E	52.42	10.33	10.33
					MED		Medicare		712.40	712.40			10.33		10.33
	<b>Total Earnings</b>	<b>26.00</b>	<b>712.40</b>	<b>Total Deductions</b>		<b>49.87</b>	<b>Total Employee Taxes</b>		<b>76.51</b>	<b>Total Employer Taxes</b>			<b>54.50</b>		<b>54.50</b>

Code	Earning	Hours	Amount	Deduction	Code	Amount	Tax	Code	Amount	Taxable	Tax	Code	Amount	Taxable	Amount
125CO	125 Cash		499.58	PTXPE Pre-Tax P.	CA	152.01	California SI	CA	2599.64	2599.64	CA ETT	CA Edu & T	61.35	0.00	0.00
98	Hol Holiday	9.50	250.23		CASDI		CA SDI - Err	CASUI	2751.65	2751.65	California SI	California SI	27.52	0.00	0.00
26.3400	Reg Regular	71.50	1883.31		FITW		Federal Incoi	MED-R	2599.64	2599.64	Medicare - E	Medicare - E	236.79	39.90	39.90
	Vac Vacation	4.50	118.53		MED		Medicare		2751.65	2751.65			39.90		39.90
	<b>Total Earnings</b>	<b>85.50</b>	<b>2751.65</b>	<b>Total Deductions</b>		<b>152.01</b>	<b>Total Employee Taxes</b>		<b>365.56</b>	<b>Total Employer Taxes</b>			<b>39.90</b>		<b>39.90</b>

**Department: (30)Special Enforcement Team Total**

Employees	Code	Earning	Hours	Amount	Deduction	Code	Amount	Tax	Code	Amount	Taxable	Tax	Code	Amount	Taxable	Amount
Female	3	125CO 125 Cash		1137.93	457B EE	CA	50.00	California SI	CA	7919.96	7919.96	CA ETT	CA Edu & T	273.18	0.00	0.00
Male	1	Comp Comp Tin	1.50	46.25	PTAXI Pre-Tax P.	CASDI	234.39	CA SDI - Err	CASUI	8473.48	8473.48	California SI	California SI	84.74	44.17	44.17
		Hol Holiday	19.00	543.12	PTXPE Pre-Tax P.	FITW	269.13	Federal Incoi	MED-R	7919.96	7919.96	Medicare - E	Medicare - E	697.81	122.86	122.86
		Reg Regular	240.50	6627.65		MED		Medicare		8473.48	8473.48			122.86		122.86
		Vac Vacation	4.50	118.53												
		<b>Total Earnings</b>	<b>265.50</b>	<b>8473.48</b>	<b>Total Deductions</b>		<b>553.52</b>	<b>Total Employee Taxes</b>		<b>1178.59</b>	<b>Total Employer Taxes</b>			<b>167.03</b>		<b>167.03</b>

**City of Canyon Lake**  
Company (10756)

Check Date: 10/15/2019 Page 3  
Process: 2019101501  
Period: 10/01/2019 to 10/15/2019

**Labor Distribution**

**Report Total**

9	Code	Earning	Hours	Amount	Code	Deduction	Amount	Code	Tax	Amount	Code	Tax	Amount	Code	Taxable	Amount	Code	Tax	Amount	Code	Taxable	Amount	
6	125CO	125 Cash		2260.98	457B	457B EE	169.03	CA	California SI	21462.98	CAETT	CA Edu & T	909.37	CAETT	2051.58	0.00							
3	Auto	Auto Allo'		75.00	PTAXI	Pre-Tax P	656.46	CASDI	CA SDI - Err	22956.98	CASUI	California S	229.58	CASUI	2051.58	127.20	Gross					22956.98	
	Comp	Comp Tin	1.50	46.25	PTXPE	Pre-Tax P	668.51	FITW	Federal Inco	21462.98	MED-R	Medicare - E	2379.33	MED-R	22956.98	332.88	Tot Liab					23417.06	
	Hol	Holiday	47.50	780.72				MED	Medicare	22956.98			332.88				Net Amt					17611.82	
	MGTL	Managem	9.50	0.00				SS	OASDI	707.08			0.00										
	Reg	Regular	390.50	19675.50																			
	Vac	Vacation	4.50	118.53																			
<b>Total Earnings</b>				<b>453.50</b>	<b>22956.98</b>	<b>Total Deductions</b>				<b>1494.00</b>	<b>Total Employer Taxes</b>				<b>3851.16</b>	<b>Total Employer Taxes</b>				<b>460.08</b>			

Chris Mann, City Manager

Date

**Labor Distribution**

**City of Canyon Lake**  
Company (10756)

Check Date: 09/30/2019  
Process: 2019093001  
Period: 09/16/2019 to 09/30/2019

Page  
1

**Department: (20)City Employees**

Code	Earning	Hours	Amount	Deduction	Code	Amount	Tax	Code	Amount	Tax	Code	Amount	Taxable	Tax	Amount
125CO	125 Cash		492.43	PTAXI Pre-Tax P	CA	272.39	California SI	CA	160.72	CAETT CA Edu & T	CA	0.00	0.00	0.00	0.00
Reg	Regular		3891.24	CASDI CA SDI - Err	CASDI	4383.67	California SI	CASUI	43.83	California SI	CA	0.00	0.00	0.00	0.00
Emp Id	102			FITW Federal Incon	FITW	4111.28	Federal Incon	MED-R	451.19	Medicare - E		4383.67	63.56	63.56	Gross
Salary	3891.24			MED Medicare	MED	4383.67	Medicare		63.56						Tot Liab
															Net Amt
<b>Total Earnings</b>		<b>0.00</b>	<b>4383.67</b>	<b>Total Deductions</b>		<b>272.39</b>			<b>719.30</b>	<b>Total Employer Taxes</b>					<b>63.56</b>

Code	Earning	Hours	Amount	Deduction	Code	Amount	Tax	Code	Amount	Tax	Code	Amount	Taxable	Tax	Amount
Reg	Regular	45.50	958.69	CASDI CA SDI - Err	CASDI	958.69	California SI	CASUI	9.59	California SI	CA	0.00	958.69	0.00	0.00
Emp Id	106			FITW Federal Incon	FITW	958.69	Federal Incon	MED-R	46.70	Medicare - E		958.69	59.44	59.44	Gross
Rate	21.0700			MED Medicare	MED	958.69	Medicare		13.90			958.69	13.90	13.90	Tot Liab
															Net Amt
<b>Total Earnings</b>		<b>45.50</b>	<b>958.69</b>	<b>Total Deductions</b>		<b>0.00</b>			<b>83.33</b>	<b>Total Employer Taxes</b>					<b>73.34</b>

Code	Earning	Hours	Amount	Deduction	Code	Amount	Tax	Code	Amount	Tax	Code	Amount	Taxable	Tax	Amount
Reg	Regular	46.50	747.26	457B EE	CA	56.04	California SI	CASDI	7.26	California SI	CA	0.00	747.26	0.00	0.00
Emp Id	114			FITW Federal Incon	FITW	747.26	Federal Incon	MED-R	7.47	California SI	CA	0.00	747.26	46.33	46.33
Rate	16.0700			MED Medicare	MED	691.22	Medicare	SS-R	19.96	Medicare - E		747.26	10.84	10.84	Tot Liab
									10.83	OASDI - Em		747.26	0.00	0.00	Net Amt
<b>Total Earnings</b>		<b>46.50</b>	<b>747.26</b>	<b>Total Deductions</b>		<b>56.04</b>			<b>45.52</b>	<b>Total Employer Taxes</b>					<b>57.17</b>

Code	Earning	Hours	Amount	Deduction	Code	Amount	Tax	Code	Amount	Tax	Code	Amount	Taxable	Tax	Amount
Auto	Auto Allo		103.28	PTXPE Pre-Tax P	CA	399.38	California SI	CASDI	60.95	California SI	CA	0.00	6094.95	0.00	0.00
Reg	Regular		5916.67	FITW Federal Incon	FITW	5916.67	Federal Incon	MED-R	1044.21	Medicare - E		6094.95	88.38	88.38	Gross
Salary	5916.67			MED Medicare	MED	6094.95	Medicare		88.37			6094.95	88.38	88.38	Tot Liab
															Net Amt
<b>Total Earnings</b>		<b>46.50</b>	<b>747.26</b>	<b>Total Deductions</b>		<b>56.04</b>			<b>45.52</b>	<b>Total Employer Taxes</b>					<b>57.17</b>

Code	Earning	Hours	Amount	Deduction	Code	Amount	Tax	Code	Amount	Tax	Code	Amount	Taxable	Tax	Amount
125CO	125 Cash		527.34	457B EE	CA	66.00	California SI	CA	30.47	CAETT CA Edu & T	CA	0.00	0.00	0.00	0.00
Reg	Regular	85.50	2138.36	PTAXI Pre-Tax P	CASDI	149.68	California SI	CASUI	26.66	California SI	CA	0.00	2665.70	0.00	0.00
Emp Id	108			FITW Federal Incon	FITW	2138.36	Federal Incon	MED-R	155.84	Medicare - E		2665.70	38.65	38.65	Gross
Rate	25.0100			MED Medicare	MED	2665.70	Medicare		38.66			2665.70	38.65	38.65	Tot Liab
															Net Amt
<b>Total Earnings</b>		<b>85.50</b>	<b>2665.70</b>	<b>Total Deductions</b>		<b>215.68</b>			<b>251.63</b>	<b>Total Employer Taxes</b>					<b>38.65</b>

Code	Earning	Hours	Amount	Deduction	Code	Amount	Tax	Code	Amount	Tax	Code	Amount	Taxable	Tax	Amount
125CO	125 Cash		1123.05	457B EE	CA	122.04	California SI	CA	644.19	CAETT CA Edu & T	CA	0.00	1705.95	0.00	0.00
Auto	Auto Allo		75.00	PTAXI Pre-Tax P	CASDI	422.07	California SI	CASUI	148.50	California SI	CA	0.00	1705.95	105.77	105.77
Reg	Regular	177.50	13652.22	PTXPE Pre-Tax P	FITW	399.38	Federal Incon	MED-R	1717.90	Medicare - E		14850.27	215.33	215.33	Gross
Salary	13652.22			MED Medicare	MED	14850.27	Medicare		215.32	OASDI - Em		14850.27	0.00	0.00	Tot Liab
									0.00			747.26	0.00	0.00	Net Amt
<b>Total Earnings</b>		<b>177.50</b>	<b>14850.27</b>	<b>Total Deductions</b>		<b>943.49</b>			<b>2725.91</b>	<b>Total Employer Taxes</b>					<b>321.10</b>

Code	Earning	Hours	Amount	Deduction	Code	Amount	Tax	Code	Amount	Tax	Code	Amount	Taxable	Tax	Amount
125CO	125 Cash		527.34	457B EE	CA	66.00	California SI	CA	30.47	CAETT CA Edu & T	CA	0.00	0.00	0.00	0.00
Reg	Regular	85.50	2138.36	PTAXI Pre-Tax P	CASDI	149.68	California SI	CASUI	26.66	California SI	CA	0.00	2665.70	0.00	0.00
Emp Id	108			FITW Federal Incon	FITW	2138.36	Federal Incon	MED-R	155.84	Medicare - E		2665.70	38.65	38.65	Gross
Rate	25.0100			MED Medicare	MED	2665.70	Medicare		38.66			2665.70	38.65	38.65	Tot Liab
															Net Amt
<b>Total Earnings</b>		<b>85.50</b>	<b>2665.70</b>	<b>Total Deductions</b>		<b>215.68</b>			<b>251.63</b>	<b>Total Employer Taxes</b>					<b>38.65</b>

Code	Earning	Hours	Amount	Deduction	Code	Amount	Tax	Code	Amount	Tax	Code	Amount	Taxable	Tax	Amount
125CO	125 Cash		1123.05	457B EE	CA	122.04	California SI	CA	644.19	CAETT CA Edu & T	CA	0.00	1705.95	0.00	0.00
Auto	Auto Allo		75.00	PTAXI Pre-Tax P	CASDI	422.07	California SI	CASUI	148.50	California SI	CA	0.00	1705.95	105.77	105.77
Reg	Regular	177.50	13652.22	PTXPE Pre-Tax P	FITW	399.38	Federal Incon	MED-R	1717.90	Medicare - E		14850.27	215.33	215.33	Gross
Salary	13652.22			MED Medicare	MED	14850.27	Medicare		215.32	OASDI - Em		14850.27	0.00	0.00	Tot Liab
									0.00			747.26	0.00	0.00	Net Amt
<b>Total Earnings</b>		<b>177.50</b>	<b>14850.27</b>	<b>Total Deductions</b>		<b>943.49</b>			<b>2725.91</b>	<b>Total Employer Taxes</b>					<b>321.10</b>

City of Canyon Lake  
Company (10756)

Check Date: 09/30/2019  
Process: 2019093001  
Period: 09/16/2019 to 09/30/2019

**Labor Distribution**

**Department: (30)Special Enforcement Team**

Code	Earnings	Hours	Amount	Deduction	Code	Amount	Tax	Code	Amount	Tax	Code	Amount	Taxable	Amount	Taxable	Amount
125CO	125 Cash		161.06	457B EE	CA	50.00	California SI	CA	40.09	CAEIT	CA Edu & T	40.09	1575.51	0.00	0.00	0.00
104	Reg Regular	62.00	1570.46	PTXPE Pre-Tax P.	CASDI	106.01	CA SDI - Err	CASUI	17.31	CASUI	California SI	17.31	1731.52	0.00	0.00	1731.52
25.3300	Rate				FITW		Federal Inco	MED-R	113.89	MED-R	Medicare - E	113.89	1731.52	25.11	25.11	1756.63
					MED		Medicare		25.11							1379.11
	<b>Total Earnings</b>	<b>62.00</b>	<b>1731.52</b>	<b>Total Deductions</b>		<b>156.01</b>	<b>Total Employee Taxes</b>		<b>196.40</b>	<b>Total Employer Taxes</b>		<b>25.11</b>				

Code	Earnings	Hours	Amount	Deduction	Code	Amount	Tax	Code	Amount	Tax	Code	Amount	Taxable	Amount	Taxable	Amount
125CO	125 Cash		477.29	PTAXI Pre-Tax P.	CA	184.52	California SI	CA	154.97	CAEIT	CA Edu & T	154.97	2928.73	0.00	0.00	0.00
101	Reg Regular	66.50	2050.19		CASDI		CA SDI - Err	CASUI	31.13	CASUI	California SI	31.13	3113.25	0.00	0.00	3113.25
30.8300	Sick Stick	19.00	585.77		FITW		Federal Inco	MED-R	276.28	MED-R	Medicare - E	276.28	2928.73	45.14	45.14	3158.39
					MED		Medicare		45.14				3113.25			2421.21
	<b>Total Earnings</b>	<b>85.50</b>	<b>3113.25</b>	<b>Total Deductions</b>		<b>184.52</b>	<b>Total Employee Taxes</b>		<b>507.52</b>	<b>Total Employer Taxes</b>		<b>45.14</b>				

Code	Earnings	Hours	Amount	Deduction	Code	Amount	Tax	Code	Amount	Tax	Code	Amount	Taxable	Amount	Taxable	Amount
Reg	Regular	28.00	767.20	PTAXI Pre-Tax P.	CA	53.70	California SI	CA	7.75	CAEIT	CA Edu & T	7.75	713.50	0.00	0.00	0.00
113	Emp Id				CASDI		CA SDI - Err	CASUI	7.67	CASUI	California SI	7.67	767.20	0.00	0.00	767.20
27.4000	Rate				FITW		Federal Inco	MED-R	58.54	MED-R	Medicare - E	58.54	713.50	11.12	11.12	825.89
					MED		Medicare		11.13	SS-R	OASDI - Err	11.13	767.20	0.00	0.00	628.41
	<b>Total Earnings</b>	<b>28.00</b>	<b>767.20</b>	<b>Total Deductions</b>		<b>53.70</b>	<b>Total Employee Taxes</b>		<b>85.09</b>	<b>Total Employer Taxes</b>		<b>58.69</b>				

Code	Earnings	Hours	Amount	Deduction	Code	Amount	Tax	Code	Amount	Tax	Code	Amount	Taxable	Amount	Taxable	Amount
125CO	125 Cash		499.58	PTXPE Pre-Tax P.	CA	152.01	California SI	CA	61.35	CAEIT	CA Edu & T	61.35	2599.64	0.00	0.00	0.00
98	Reg Regular	85.50	2252.07		CASDI		CA SDI - Err	CASUI	27.52	CASUI	California SI	27.52	2751.65	0.00	0.00	2751.65
26.3400	Rate				FITW		Federal Inco	MED-R	236.79	MED-R	Medicare - E	236.79	2599.64	39.90	39.90	2791.55
					MED		Medicare		39.89				2751.65			2234.09
	<b>Total Earnings</b>	<b>85.50</b>	<b>2751.65</b>	<b>Total Deductions</b>		<b>152.01</b>	<b>Total Employee Taxes</b>		<b>365.55</b>	<b>Total Employer Taxes</b>		<b>39.90</b>				

**Department: (30)Special Enforcement Team Total**

Code	Earnings	Hours	Amount	Deduction	Code	Amount	Tax	Code	Amount	Tax	Code	Amount	Taxable	Amount	Taxable	Amount
125CO	125 Cash		1137.93	457B EE	CA	50.00	California SI	CA	264.16	CAEIT	CA Edu & T	264.16	7817.38	0.00	0.00	0.00
1	Reg Regular	242.00	6639.92	PTAXI Pre-Tax P.	CASDI	238.22	CA SDI - Err	CASUI	83.63	CASUI	California SI	83.63	8363.62	0.00	0.00	8363.62
	Sick	19.00	585.77	PTXPE Pre-Tax P.	FITW	258.02	Federal Inco	MED-R	685.50	MED-R	Medicare - E	685.50	7817.38	121.27	121.27	8532.46
	Rate				MED		Medicare		121.27	SS-R	OASDI - Err	121.27	8363.62	0.00	0.00	6662.82
	<b>Total Earnings</b>	<b>261.00</b>	<b>8363.62</b>	<b>Total Deductions</b>		<b>546.24</b>	<b>Total Employee Taxes</b>		<b>1154.56</b>	<b>Total Employer Taxes</b>		<b>168.84</b>				

**Report Total**

Code	Earnings	Hours	Amount	Deduction	Code	Amount	Tax	Code	Amount	Tax	Code	Amount	Taxable	Amount	Taxable	Amount
125CO	125 Cash		2260.98	457B EE	CA	172.04	California SI	CA	908.35	CAEIT	CA Edu & T	908.35	21724.16	0.00	0.00	0.00
3	Auto Auto Allo		75.00	PTAXI Pre-Tax P.	CASDI	660.29	CA SDI - Err	CASUI	232.13	CASUI	California SI	232.13	23213.89	153.34	153.34	23213.89
	Reg Regular	419.50	20292.14	PTXPE Pre-Tax P.	FITW	657.40	Federal Inco	MED-R	2403.40	MED-R	Medicare - E	2403.40	21724.16	336.60	336.60	23703.83
	Sick	19.00	585.77		MED		Medicare		336.59	SS-R	OASDI - Err	336.59	23213.89	0.00	0.00	17843.69
	Rate				SS		OASDI		0.00				747.26			489.94
	<b>Total Earnings</b>	<b>438.50</b>	<b>23213.89</b>	<b>Total Deductions</b>		<b>1489.73</b>	<b>Total Employee Taxes</b>		<b>3880.47</b>	<b>Total Employer Taxes</b>		<b>489.94</b>				

Chris Mann, City Manager

10-2-19  
Date

## Credit Card Review





**U S BANK Statement dated 10/7/19**

<b>ITEM #</b>	<b>CREDITOR</b>	<b>DESCRIPTION</b>	<b>AMOUNT</b>	<b>ACCOUNT</b>
1	Adobe	Monthly subscription for Sauseda	\$ 14.99	10-310-6210
2	Microsoft	Microsoft 365 Monthly Fee	\$ 401.21	10-310-6210
3	City of Canyon Lake Service	Charge from Payroc to test payment system	\$ 2.00	10-310-6210
4	City of Canyon Lake	Charge from Payroc to test payment system	\$ 8.00	10-310-6210
5	Arlo Technologies	Monthly Camera Service - City Hall	\$ 9.99	10-550-6610
6	Jon's Flags & Poles	New Flag for City Hall	\$ 103.31	10-310-6210
7	Tommy's Express	Car Wash for City Vehicles	\$ 74.97	10-520-6415
8	CKO Istockphoto	Images for Veterans Day	\$ 92.00	10-100-6830
9	Michael Stores	Council Meeting Supplies	\$ 28.78	10-310-6210
10	Fast Signs	Banners for Veterans Day	\$ 280.37	10-100-6830
11	Amazon	Fire Inspector Enforcement Department Book	\$ 151.46	10-520-6220
12	Canyon Lake Property Owners	Lunch Meeting (Mann & Blankenship) Economic Development	\$ 34.02	10-310-6510
13	The Canyon Cowboy	Lunch Meeting (Mann & Blankenship) Economic Development	\$ 37.14	10-310-6510
14	Canyon Lake Property Owners	Economic Development Roundtable (Mann)	\$ 78.00	10-310-6510
15	PayPal	City Manager Attendance at California City Management Foundation Seminar	\$ 500.00	10-310-6510
16	The League of California	2020 City Managers Conference Registration	\$ 725.00	10-310-6510
17	Southwest Earlybird	League of California City Managers Conference Travel	\$ 25.00	10-310-6510
18	Southwest Earlybird	League of California City Managers Conference Travel	\$ 25.00	10-310-6510
19	Southwest	League of California City Managers Conference Travel	\$ 226.96	10-310-6510
20	Eagles Mark	Council Recognition Gavel & Name Plate	\$ 61.99	10-100-6220
21	Target	Water for Admin Office	\$ 29.56	10-310-6210
22	Target	Soda for Admin Office	\$ 19.53	10-310-6210
23	Sams Club	Soda for Admin Office	\$ 24.53	10-310-6210
24	Etsy.com	Council Name Plates for Admin Office	\$ 54.48	10-100-6220
25	City Clerks Association	City Clerks Class Registration - Athenian Dialogue Taft	\$ 75.00	10-320-6710
26	City Clerks Association	City Clerks Class Registration - Athenian Dialogue Taft	\$ 75.00	10-320-6710
27	Wal-Mart	Boat Cushion & Air Horn for New Boat	\$ 16.05	10-310-8003
28	Amazon	Wood Adjustable Literature Organizer - Council Mailboxes	\$ 57.95	10-100-6220
29	Campworld	Boat Supplies - Fire Extinguisher, Life Jackets, etc.	\$ 330.96	10-310-8003
30	The League of California	City Clerks New Law & Election Seminar	\$ 500.00	10-320-6510
31	Costco Gas	Fuel for Yukon	\$ 81.00	10-320-6510
32	Amazon	Wide Single Face Satin Ribbon for Proclamations	\$ 10.90	10-320-6220
		Late Fee	\$ -	10-310-6965
			<b>\$ 4,155.15</b>	
		<b>Account Breakdown</b>		
		City Council Dept. Expense	10-100-6220	\$ 174.42
		Council Meeting/Travel Expense	10-100-6510	
		Council Special Dept. Expense	10-100-6520	
		Promotion and Advertising	10-100-6830	\$ 372.37
		City Manager Office Expense	10-310-6210	\$ 631.91
		Conference/Meeting/Travel Expense	10-310-6510	\$ 1,651.12
		City Manager Software	10-310-6530	
		City Manager Dept. Expense	10-310-6220	
		City Manager Membership	10-310-6520	
		Professional/Specialized Services	10-310-6610	
		City Manager Replacement Boat	10-310-8003	\$ 347.01
		City Manager Computer	10-310-8010	
		City Clerk Departmental Expense	10-320-6220	\$ 10.90
		City Clerk Conference/Meeting/Travel Expense	10-320-6510	\$ 581.00
		City Clerk Dues	10-320-6520	
		Professional/Specialized Services	10-320-6610	
		City Clerk Training and Education	10-320-6710	\$ 150.00
		Planning Services	10-350-6616	
		Building Dept Expense	10-360-6220	
		Fire Station Expenses	10-420-6210	
		Emergency Preparedness Supplies	10-425-6215	
		Code Enforcement Supplies	10-520-6210	
		Special Enforcement Misc Expense	10-520-6220	\$ 151.46
		Code Enforcement Vehicle Equipment	10-520-6410	
		Vehicle Maintenance	10-520-6415	\$ 74.97
		Code Enforcement Membership Dues	10-520-6520	
		Code Enforcement Training	10-520-6710	
		Building & Facilities Maintenance	10-550-6610	\$ 9.99
			<b>\$ 4,155.15</b>	
		Check Figure	\$ -	

*Copies for City Council  
as directed by  
the Finance Committee*



Reporting

Manage Reports

Payroll Schedule

Out-of-Class Validation

Member Requests

Health Reconciliation

Retirement Appointr

Name: City of Canyon Lake

CalPERS ID: 3813045770



Your request for payment has been accepted

- To generate the employer payment report, please click the print button. [Print](#)
- If you need to contact us with questions regarding this payment, please have your Payment Confirmation Number for faster access.
- Your payment will reflect as paid in myCalPERS if your payroll has successfully posted. Once your payment is processed any credits will roll over to the same type of receivable in the next month, after your payroll has been processed.
- Your payment may take longer to post, depending upon your Financial Institution.



Total Payment Amount: \$969.94




1001418181	10/02/2019	100000015807622	Health PA Billing - PERS	EFT - Debit	Citizens Business Bank -5402	\$969.94
------------	------------	-----------------	--------------------------	-------------	------------------------------	----------

© Copyright 2019 CalPERS | [Conditions of Use](#) | [Accessibility](#)

Build: v8.3 Baseline: 190916\_143726\_v8.3\_int.6769 UID: 318

CM



[Home](#) | [Profile](#) | [Reporting](#) | [Personal Information](#) | [Education](#) | [Pension Membership](#) | [Other Organizations](#)

[Manage Reports](#) | [Billing and Payments](#) | [Payroll Schedule](#) | [Out-of-Class Validation](#) | [Member Requests](#) | [Health Reconciliation](#) | [Retirement Appoint](#)

**Name:** City of Canyon Lake      **CalPERS ID:** 3813045770

**Payment Request Acceptance**

**Your request for payment has been accepted**

- **To generate the employer payment report, please click the print button.**      [Print](#)
- If you need to contact us with questions regarding this payment, please have your Payment Confirmation Number for faster access.
- Your payment will reflect as paid in myCalPERS if your payroll has successfully posted. Once your payment is processed any credits will roll over to the same type of receivable in the next month, after your payroll has been processed.
- Your payment may take longer to post, depending upon your Financial Institution.

**Payment Setup Total**

**Total Payment Amount:** \$2,911.07

**Payment Summary**

Payment Confirmation Number	Payment Authorization Date	Receivable ID	Receivable Description	Payment Method	Payment Account Nickname	Selected Payment Amount
1001424373	10/10/2019	100000015766546	Employer Contribution, Classic, 1684, CalPERS, 09/16/2019 - 09/30/2019	EFT - Debit	Citizens Business Bank -5402	\$1,573.38
1001424374	10/10/2019	100000015766595	Employer Contribution, PEPR, 26189, CalPERS, 09/16/2019 - 09/30/2019	EFT - Debit	Citizens Business Bank -5402	\$1,337.69

© Copyright 2019 CalPERS | [Conditions of Use](#) | [Accessibility](#)

Build: v8.3    Baseline: 190916\_143726\_v8.3\_Int.6769    **UID: 318**

5269



[Home](#) | [Profile](#) | [Reporting](#) | [Person Information](#) | [Education](#) | [Pension Navigator](#) | [Other Organizations](#)

[Manage Reports](#) | [Billing and Payments](#) | [Payroll Schedule](#) | [Out-of-Class Validation](#) | [Member Requests](#) | [Health Reconciliation](#) | [Retirement Appoint](#)

**Name:** City of Canyon Lake      **CalPERS ID:** 3813045770

**Payment Request Acceptance**

**Your request for payment has been accepted**

- **To generate the employer payment report, please click the print button.**      [Print](#)
- If you need to contact us with questions regarding this payment, please have your Payment Confirmation Number for faster access.
- Your payment will reflect as paid in myCalPERS if your payroll has successfully posted. Once your payment is processed any credits will roll over to the same type of receivable in the next month, after your payroll has been processed.
- Your payment may take longer to post, depending upon your Financial Institution.

**Payment Setup Total**

**Total Payment Amount:** \$2,924.55


**Payment Summary**

Payment Confirmation Number	Payment Authorization Date	Receivable ID	Receivable Description	Payment Method	Payment Account Nickname	Selected Payment Amount
1001427482	10/16/2019	100000015801816	Employer Contribution, Classic, 1684, CalPERS, 10/01/2019 - 10/15/2019	EFT - Debit	Citizens Business Bank -5402	\$1,564.25
1001427483	10/16/2019	100000015801858	Employer Contribution, PEPR, 26189, CalPERS, 10/01/2019 - 10/15/2019	EFT - Debit	Citizens Business Bank -5402	\$1,360.30

© Copyright 2019 CalPERS | [Conditions of Use](#) | [Accessibility](#)

Build: v8.3    Baseline: 190916\_143726\_v8.3\_Int.6769    **UID: 318**

*CM*



CITY OF CANYON LAKE  
PLAN SPONSOR: 0035273

### Acknowledgment

Your payment was successfully submitted. Provided it is in good order, it will process within contractual timeframes.

You can print this acknowledgment for your records.

F VM

Plan Name: **CITY OF CANYON LAKE 457**

Plan Number: **0035273001**

Payroll Center: **CITY OF CANYON LAKE**

Payroll Center Number: **001**

### Payroll Received for Salary Reduction

Submission date: **10/10/2019**

Submission time: **08:23 PM**

Pay period end date: **09/30/2019**

Payment method: **Debit ACH**

Bank routing number: **122234149**

Bank account number: **245125402**

Contributions payment amount: **\$232.00**

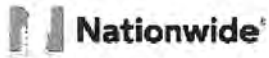
Contributions count: **2**

Draft date: **10/14/2019**

Nationwide Retirement Solutions and Nationwide Life Insurance Company (collectively "Nationwide") have endorsement relationships with the [National Association of Counties](#), the [International Association of Fire Fighters-Financial Corporation](#), and the [National Association of Police Organizations](#).

Nationwide may receive payments from mutual funds or their affiliates in connection with certain investment options. [Learn more about these payments](#).

Retirement Specialists provide information for educational purposes only. This information is not meant to be used as investment advice. Retirement Specialists are Registered Representatives of Nationwide Investment Services Corporation, member [FINRA](#).



CITY OF CANYON LAKE  
PLAN SPONSOR: 0035273

## Acknowledgment

Your payment was successfully submitted. Provided it is in good order, it will process within contractual timeframes.

You can print this acknowledgment for your records.

Plan Name: **CITY OF CANYON LAKE 457 OBRA-PST**

Plan Number: **0035273002**

Payroll Center: **CITY OF CANYON LAKE OBRA**

Payroll Center Number: **001**

## Payroll Received for Salary Reduction

Submission date: **10/10/2019**

Submission time: **08:24 PM**

Pay period end date: **09/30/2019**

Payment method: **Debit ACH**

Bank routing number: **122234149**

Bank account number: **245125402**

Contributions payment amount: **\$98.23**

Contributions count: **1**

Draft date: **10/14/2019**

Nationwide Retirement Solutions and Nationwide Life Insurance Company (collectively "Nationwide") have endorsement relationships with the [National Association of Counties](#), the [International Association of Fire Fighters-Financial Corporation](#), and the [National Association of Police Organizations](#).

Nationwide may receive payments from mutual funds or their affiliates in connection with certain investment options. [Learn more about these payments.](#)

Retirement Specialists provide information for educational purposes only. This information is not meant to be used as investment advice. Retirement Specialists are Registered Representatives of Nationwide Investment Services Corporation, member [FINRA](#).

## Investment Reports





# CITIZENSTRUST

PO Box 2549  
Rancho Cucamonga, CA 91729-2549  
Return Service Requested

00000079 MCB1000101119147588 01 000000 50 005



CITY OF CANYON LAKE  
31516 RAILROAD CANYON RD  
CANYON LAKE CA 92587

RECEIVED

OCT 23 2019

BY: \_\_\_\_\_

STATEMENT FOR THE PERIOD FROM 09/01/2019 TO 09/30/2019  
ACCOUNT 1035003119

THIS IS YOUR REPORT OF INVESTMENTS AND TRANSACTIONS FOR THE PERIOD. INCLUDED  
IN THE REPORT ARE

\* PORTFOLIO: SUMMARY GRAPHICAL DISPLAY WITH MARKET VALUE & PERCENT

\* ACTIVITY SUMMARY: MARKET VALUE WITH TRANSACTION SUMMARY

\* PORTFOLIO STATEMENT: A LISTING OF COST AND MARKET VALUE OF ASSETS  
HELD IN THE PORTFOLIO

COST BASIS APPLICABLE FOR CALCULATING CAPITAL GAINS AND LOSSES.  
MARKET VALUE IS THE CURRENT VALUE OF EACH ASSET FOR MOST STOCKS AND BONDS.  
MARKETS ARE THE CLOSING PRICES ON THE LAST TRADING DAY OF THE PERIOD.

\* TRANSACTION STATEMENT: A COMPLETE LISTING FOR THE PERIOD GROUPED BY  
TRANSACTION TYPE.

\* DISCLOSURES: CITIZENS BUSINESS BANK MAY RECEIVE RESEARCH AND OTHER BENEFITS  
FROM BROKER DEALERS WHICH MAY BE CONSIDERED COMPENSATION TO US. UPON REQUEST  
WE WILL DISCLOSE DETAILS OF ANY COMPENSATION RECEIVED.

\* TO TRUST BENEFICIARIES: UNDER SECTION 17200 OF CALIFORNIA PROBATE CODE,  
YOU MAY PETITION THE COURT TO OBTAIN A COURT REVIEW OF THE ACCOUNT AND  
THE ACTS OF THE TRUSTEE. CLAIMS AGAINST THE TRUSTEE FOR BREACH OF TRUST  
MUST BE MADE WITHIN THREE YEARS FROM THE DATE OF RECEIPT OF AN ACCOUNTING  
OR OTHER REPORT DISCLOSING FACTS GIVING RISE TO THE CLAIM.



# CITIZENSTRUST™

PO Box 2549  
 Rancho Cucamonga, CA 91729-2549  
 Return Service Requested



## Account Statement


Account Number: **1035003119**  
 September 01, 2019 To September 30, 2019

**CITY OF CANYON LAKE**  
 31516 RAILROAD CANYON RD  
 CANYON LAKE, CA 92587

Account Name:	<b>CITY OF CANYON LAKE CITIZENS BUSINESS BANK</b>
Account Number:	<b>1035003119</b>
Your Relationship Manager Is:	<b>MIKE GARDNER</b>
Phone:	<b>909-483-4390</b>

### Investment Portfolio Summary

Market Value As Of	09/01/2019	09/30/2019	% Of Account
 CASH & CASH EQUIVALENTS	68,654.36	256,017.08	9.3%
 FIXED INCOME	2,649,535.80	2,508,389.20	90.7%
<b>Total</b>	<b>2,718,190.16</b>	<b>2,764,406.28</b>	<b>100.0%</b>



### Activity Summary

	This Period	Year To Date	Realized Capital Gains / Losses	
			This Period	Year To Date
Beginning Market Value	2,718,190.16	2,651,935.13		
Income	7,049.12	42,377.61	Long Term	411.03
Asset Activity	180,313.60	93,407.63	Short Term	10.00
Fees	0.00	5,808.22	Total Gains / Losses	421.03
Cash Management	187,362.72	129,977.02		494.86
Change In Market Value	46,216.12	112,471.10		
Ending Market Value	2,764,406.28	2,764,406.28		

# Account Statement

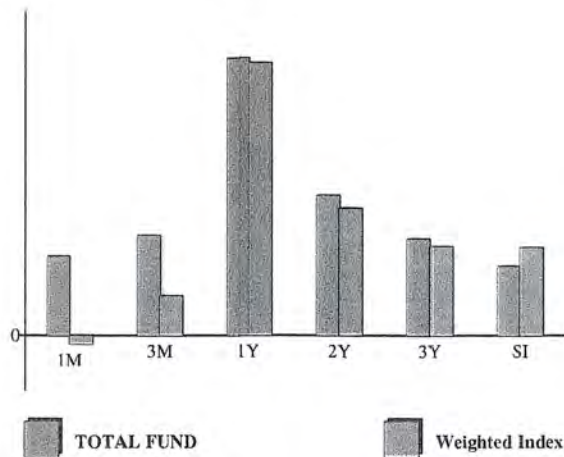
Account Number: **1035003119**

September 01, 2019 To September 30, 2019

## Performance Summary - Total Returns

	Market Value	1 Month	3 Months	1 Year	2 Years	3 Years	Since Inception 03/01/2010
TOTAL FUND	2,776,477	1.63	2.06	5.72	2.89	1.99	1.42
Return On Indexes Fixed GT (95% FX / 5% C)		0.18	0.81	5.62	2.62	1.83	1.81

Return Comparison



PAST RESULTS ARE NOT INDICATIVE OF FUTURE INVESTMENT RESULTS. FUND DATA IS ON A TRADE DATE BASIS. PERFORMANCE RESULTS ARE GROSS OF MANAGEMENT FEES. RETURNS FOR PERIODS LONGER THAN ONE YEAR ARE ANNUALIZED. MARKET VALUE DOES NOT INCLUDE ACCRUED INCOME.

### Portfolio Statement

Quantity	Description	Market Value	Cost Basis
<b>Cash &amp; Cash Equivalents</b>			
Cash Equivalents			
Unclassified			
256,017.080	31607A703 FIDELITY GOVERNMENT PORTFOLIO	256,017.08	256,017.08
	Total Unclassified	256,017.08	256,017.08
Total	Cash Equivalents	256,017.08	256,017.08
<b>Total</b>	<b>Cash &amp; Cash Equivalents</b>	<b>256,017.08</b>	<b>256,017.08</b>
<b>Fixed Income</b>			
Taxable			
75,000.000	05531FAU7 BB&T CORPORATION DTD 06/29/15 CALL 2.625% 06/29/2020-2020	75,264.75	75,111.61
100,000.000	05580ACZ5 BMW BANK BANK NORTH AMERICA DTD 09/30/15 MEDIUM-TERM CD 2.2% 09/30/2020	100,447.00	99,980.00
100,000.000	14042RAR2 CAPITAL ONE NA MEDIUM-TERM CD DTD 10/07/2015 2.2% 10/07/2020	100,453.00	99,615.00
100,000.000	24422ERE1 JOHN DEERE CAPITAL CORP SERIES MTN DTD 07/12/2011 3.9% 07/12/2021	103,350.00	104,166.82
100,000.000	29266NS32 ENERBANK USA DTD 10/16/2015 MEDIUM-TERM CD 1.75% 10/16/2020	99,948.00	100,000.00
70,000.000	3130A1CE6 FEDERAL HOME LOAN DTD 03/27/14 2% 12/27/2019	70,023.80	70,116.62
100,000.000	3130A6NA1 FEDERAL HOME LOAN DTD 10/29/15 CALL 1.4% 10/29/2019-2016	99,965.00	100,000.00
50,000.000	3130A8EN9 FEDERAL HOME LOAN BANK DTD 06/14/16 CALL 1.64% 06/14/2021-2016	49,630.00	50,000.00
100,000.000	3130A8NT6 FEDERAL HOME LOAN DTD 07/13/16 CALL 1.48% 07/13/2021-2017	99,367.00	100,000.00
140,000.000	3130ABJW7 FEDERAL HOME LOAN BANK DTD 6/6/2017 CALL 2.55% 06/27/2024-2019	140,001.40	99,986.00
100,000.000	3130AGYB5 FEDERAL HOME LOAN BANK DTD 8/27/2019 CALL 2.05% 08/27/2021-2019	99,726.00	100,000.00

# Account Statement

Account Number: **1035003119**

September 01, 2019 To September 30, 2019

## Portfolio Statement ( Continued )

Quantity	Description	Market Value	Cost Basis
Taxable			
200,000.000	3130AH4N0 FEDERAL HOME LOAN BANK DTD 9/19/2019 CALL 2.02% 09/18/2020-2019	200,010.00	200,000.00
100,000.000	3133EFZ91 FEDERAL FARM CREDIT BANK DTD 04/12/16 CALL 1.62% 04/12/2021-2017	99,329.00	99,909.00
50,000.000	3134GAHK3 FREDDIE MAC DTD 09/30/16 CALL 1.6% 09/30/2021-2016	49,781.50	49,967.50
100,000.000	3134GAZR8 FREDDIE MAC DTD 12/30/2016 CALL 2.05% 12/30/2021-2017	100,037.00	100,000.00
100,000.000	3134GBZS4 FREDDIE MAC DTD 7/27/2017 CALL 2.15 4/27/2022 2.15% 04/27/2022-2017	100,028.00	100,000.00
120,000.000	3134GT4Q3 FREDDIE MAC DTD 09/06/19 CALL 2.15% 09/06/2022-2019	119,998.80	119,976.00
100,000.000	3134GTWT6 FREDDIE MAC DTD 07/01/19 CALL 2.55% 07/01/2024-2019	100,000.00	100,000.00
50,000.000	3136G1C98 FANNIE MAE DTD 02/05/13 1.42% 02/05/2020	49,913.00	50,077.34
100,000.000	3136G3J30 FANNIE MAE DTD 07/28/16 CALL 1.6% 07/28/2021-2016	99,804.00	100,000.00
100,000.000	3136G3VG7 FANNIE MAE DTD 06/29/16 CALL 1.5% 09/29/2020-2016	99,632.00	100,000.00
100,000.000	3136G3XZ3 FANNIE MAE DTD 07/28/16 CALL 1.5% 07/28/2021-2016	99,419.00	100,000.00
100,000.000	3136G4EV1 FANNIE MAE DTD 10/28/16 CALL 1.625% 10/28/2021-2017	99,794.00	99,959.00
24,895.310	31398R7H2 FANNIE MAE SERIES 2010-M4 CLASS A3 DTD 07/01/10 3.819% 06/25/2020	25,077.95	26,637.98
200,000.000	69353REW4 PNC BANK NA DTD 04/29/16 CALL 2.15% 04/29/2021-2021	200,334.00	201,644.19
25,000.000	713448BN7 PEPSICO INC DTD 01/14/10 4.5% 01/15/2020	27,055.00	25,345.46
Total	Taxable	2,508,289.20	2,472,417.83

### Portfolio Statement ( Continued )

Quantity	Description	Market Value	Cost Basis
<b>Fixed Income</b>			
Total	Fixed Income	2,508,389.20	2,472,492.52
<b>Miscellaneous</b>			
Miscellaneous Sundry Assets			
Documents			
1.000	DOC199647 INVESTMENT MANAGEMENT AGREEMENT CITY OF CANYON LAKE A/C# 1035003119	0.00	0.00
Total Documents		0.00	0.00
Total	Miscellaneous Sundry Assets	0.00	0.00
Total	Miscellaneous	0.00	0.00
<b>Grand Total Assets</b>		<b>2,764,406.28</b>	<b>2,728,509.60</b>

### Account Activity Summary

	Total Cash	Cost Basis Excluding Cash	Market Value Including Cash
<b>Balances Beginning Of Period</b>	0.00	2,721,039.45	2,732,154.62
Prior Accruals			13,964.46-
Unrealized Appreciation This Period			45,795.09
Current Accruals			11,300.08
Asset Activity	180,313.60	179,892.57-	180,313.60
Cash Management	187,362.72-	187,362.72	187,362.72-
Income	7,049.12	0.00	7,049.12
Realized Gain/loss			421.03
Non Cash Asset Changes			
<b>Balances End Of Period</b>	<b>0.00</b>	<b>2,728,509.60</b>	<b>2,775,706.36</b>

### Transaction Statement

Date	Quantity	Description	Transaction Type	Cash	Cost Basis
09/01/19		Beginning Balance		0.00	2,721,039.45
<b>Income</b>					
Interest					
09/03/19		31607A703 FIDELITY GOVERNMENT PORTFOLIO 313380FB8	INTEREST RCVD	268.59	
09/13/19		FEDERAL HOME LOAN BANK DTD 08/09/12 1.375% 09/13/2019 29266NS32	INTEREST RCVD	687.50	
09/16/19		ENERBANK USA DTD 10/16/2015 MEDIUM-TERM CD 1.75% 10/16/2020 3134GTTL7	INTEREST RCVD	148.63	
09/17/19		FREDDIE MAC DTD 06/17/19 CALL 2.35% 06/17/2021-2019	INTEREST RCVD	587.50	

# Account Statement

Account Number: **1035003119**

September 01, 2019 To September 30, 2019

## Transaction Statement ( Continued )

Date	Quantity	Description	Transaction Type	Cash	Cost Basis
09/17/19		3134GTUV3 FREDDIE MAC DTD 6/17/2019 CALL 2.38% 06/17/2021-2019	INTEREST RCVD	1,190.00	
09/19/19		3133EKRS7 FEDERAL FARM CREDIT BANK DTD 06/19/19 CALL 2.3% 06/19/2020-2019	INTEREST RCVD	287.50	
09/23/19		3134GT4Q3 FREDDIE MAC DTD 09/06/19 CALL 2.15% 09/06/2022-2019	ACCRUED INT	121.83-	
09/25/19		31398R7H2 FANNIE MAE SERIES 2010-M4 CLASS A3 DTD 07/01/10 3.819% 06/25/2020	INTEREST RCVD	80.11	
09/27/19		3134GSYQ2 FREDDIE MAC DTD 9/27/2018 CALL 3% 09/27/2021-2019	INTEREST RCVD	2,250.00	
09/27/19		3130ABJW7 FEDERAL HOME LOAN BANK DTD 6/6/2017 CALL 2.55% 06/27/2024-2019	ACCRUED INT	587.92-	
09/30/19		3136G3VG7 FANNIE MAE DTD 06/29/16 CALL 1.5% 09/29/2020-2016	INTEREST RCVD	750.00	
09/30/19		05580ACZ5 BMW BANK BANK NORTH AMERICA DTD 09/30/15 MEDIUM-TERM CD 2.2% 09/30/2020	INTEREST RCVD	1,109.04	
09/30/19		3134GAHK3 FREDDIE MAC DTD 09/30/16 CALL 1.6% 09/30/2021-2016	INTEREST RCVD	400.00	
Total Interest				7,649.12	0.00
Total Income				7,649.12	0.00
Asset Activity					
Assets Purchased					
09/19/19	200,000.000	3130AH4N0 FEDERAL HOME LOAN BANK DTD 9/19/2019 CALL 2.02% 09/18/2020-2019	BUY	200,000.00-	200,000.00
09/23/19	120,000.000	3134GT4Q3 FREDDIE MAC DTD 09/06/19 CALL 2.15% 09/06/2022-2019	BUY	119,976.00-	119,976.00
09/27/19	140,000.000	3130ABJW7 FEDERAL HOME LOAN BANK DTD 6/6/2017 CALL 2.55% 06/27/2024-2019	BUY	99,986.00-	99,986.00
Total Assets Purchased				419,962.00-	419,962.00
Assets Sold					
09/17/19	100,000.000-	3134GTTL7 FREDDIE MAC DTD 06/17/19 CALL 2.35% 06/17/2021-2019	REDEEMED	100,000.00	99,990.00-
09/17/19	200,000.000-	3134GTUV3 FREDDIE MAC DTD 6/17/2019 CALL 2.38% 06/17/2021-2019	REDEEMED	200,000.00	200,000.00-
09/19/19	50,000.000-	3133EKRS7 FEDERAL FARM CREDIT BANK DTD 06/19/19 CALL 2.3% 06/19/2020-2019	REDEEMED	50,000.00	50,000.00-

### Transaction Statement ( Continued )

Date	Quantity	Description	Transaction Type	Cash	Cost Basis
09/25/19	275.600-	31398R7H2 FANNIE MAE SERIES 2010-M4 CLASS A3 DTD 07/01/10 3.819% 06/25/2020	NOTE AND MTG PMT	275.60	294.89-
09/27/19	150,000.000-	3134GSYQ2 FREDDIE MAC DTD 9/27/2018 CALL 3% 09/27/2021-2019	REDEEMED	150,000.00	149,902.50-
Total Assets Sold				500,275.60	500,187.39-
Maturities					
09/13/19	100,000.000-	313380FB8 FEDERAL HOME LOAN BANK DTD 08/09/12 1.375% 09/13/2019	MATURITY	100,000.00	99,667.18-
Total Maturities				100,000.00	99,667.18-
<b>Total Asset Activity</b>				<b>180,313.60</b>	<b>179,892.57-</b>
Cash Management					
09/30/19	187,362.720	31607A703 NET CASH MANAGEMENT	NET CASH MGMT	187,362.72-	187,362.72
<b>Total Cash Management</b>				<b>187,362.72-</b>	<b>187,362.72</b>
09/30/19		<b>Ending Balance</b>		<b>0.00</b>	<b>2,728,509.60</b>

### Disclosure

DISCLOSURE: CitizensTrust may receive research and benefits from Brokers/Dealers which may be considered compensation. Upon request we will disclose details. Please contact your Relationship Manager if you have any questions.





## Utility User Tax Revenue



City of Canyon Lake  
Utility Tased Summary by Service Period  
FY 2019/2020

	July	August	September	October	November	December	January	February	March	April	May	June
<b>Electric</b>												
Calpine Energy Solutions	14.50	12.91	13.15									
Constellation New Energy, Inc	54.65	77.86	76.76									
Just Energy Solutions, Inc.	-	-	101.14									
Southwestern California Edison	34,026.87	50,772.75	46,620.29									
<b>Water</b>												
EMWD	1,958.96	2,412.77	2,318.39									
EWAG	23,598.44	26,995.13	29,025.01									
<b>Solid Waste</b>												
CRSA												
CRSRA - Roll												
<b>Sewer</b>												
<b>Gas</b>												
The Gas Company	153.74	150.15										
Xoom Energy, LLC												
<b>Telecom</b>												
Arkada Inc. c/o Arkadin, Inc.	14.48	15.17	7.27									
AT&T	17.05	21.50	11.86									
Comcast	0.64	0.64	0.80									
Comcast Communications Company, LLC		0.04	0.04									
Comcast Solutions, Inc. - EBB Connect, LLC	26.03	24.23	31.15									
Comcast Solutions, Inc. - GreatCall, Inc. dba Jitterbug	13.83	12.96	12.94									
Comcast Solutions, Inc. - Nextiva, Inc.	0.28											
Comcast Solutions, Inc. - dba Opex	1.52	0.97	0.69									
Comcast Solutions, Inc. - Matrix Telecom, Inc.	1.79	1.79	1.79									
Comcast Solutions, Inc. - Phone.com Inc.												
Comcast Solutions, Inc. - Utility Telecom Group, LLC		0.31	0.43									
Comcast Solutions, Inc. - Google North America dba Google Fi	4.74	2.75	3.83									
Comcast Solutions, Inc. - Google North America dba Google Fi												
Comcast Solutions, Inc. - Total Holdings, Inc.	94.15	94.58	93.02									
Comcast Cellular, Inc.	5.19	5.09	5.65									
Cricut Wireless LLC												
Flash Wireless, LLC c/o Avalara, Inc. (FKA Etax Services)												
Frontier California Inc. (Split)	1,450.97	1,396.48	1,386.18									
Frontier Communications of America	212.69	210.85	204.19									
Granite Telecommunications LLC												
iWireless												
ITalk Global Communications	0.40	0.40	0.40									
InReach, Inc. c/o Avalara, Inc. (FKA Etax Services)	0.99	2.48	2.00									
Level 3 Communications LLC	45.09	44.94	45.57									
Los Angeles SMSA Limited Partnership	3,027.27	2,953.51	2,979.39									
MCI Communications Services, Inc.												
MCI Metro Access Transmission Services Corp												
Metro PCS California, LLC	17.50	17.31	17.33									
Mitel Cloud Services, Inc.	6.40	8.99	8.99									
New Cellular Wireless PCS LLC	1,765.63	1,479.93	1,387.39									
Nuso, LLC	1.64	1.64	1.64									
Opex, Inc.	13.73	14.96	8.23									
OnStar, LLC	9.40	10.99	11.72									
Opex Communications, Inc.	0.31	0.30	0.30									
Pacific Bell Telephone Company - AIRT	4.65	5.43	5.52									
PNG Telecommunications Inc. c/o Avalara, Inc. (FKA Etax Services)												
Ready Wireless LLC												
Republic Wireless, Inc.	0.69	0.69	0.69									
Spectrotel, Inc.												
Spectrum Mobile, LLC	11.94	21.74	14.37									
Spok, Inc.												
SprintCom, Inc.	10.16	12.79	12.96									
Sprint Communications												
Sprint Spectrum LP	757.58	676.05	655.63									
Sprint Telephony PCS, LP												
Sprint Telephony PCS, LP CA Prepaid												
Star2star Communications	10.20	10.20	10.20									
T-Mobile USA, Inc.	332.87	364.41	359.49									
T-Mobile West LLC												
TWC Digital Phone LLC												
US Office, Inc. - Avalara, Inc.	3.87	3.87	3.87									
US Pacific Corp.	69.67		103.06									
US Telephone, Inc.												
US Telecom Group, LLC												
Verizon Long Distance, LLC	69.70	67.05	62.88									
Verizon Mobile USA, LP	42.83	42.68	42.37									
Verizon American c/o Avalara, Inc.	30.46	33.08	30.72									
Verizon Business Solutions, Inc. c/o Avalara, Inc.												
<b>Video Users</b>												
AT&T Corp (Split)	2,400.36	2,273.55	2,274.71									
Frontier California Inc. (Split)												
Verizon California, Inc.	1,183.88	1,216.66	1,101.20									
Time Warner Cable Info Services (CA) LLC	33.69	33.69	67.38									
Time Warner Cable Business LLC	802.95	746.51	755.80									
DirecTV LLC												
<b>Total</b>	\$ 72,304.91	\$ 92,353.79	\$ 89,858.19	\$	\$	\$	\$	\$	\$	\$	\$	\$



**CITY OF CANYON LAKE**  
**STATEMENT OF REVENUES, EXPENDITURES AND CHANGES IN FUND BALANCE**  
**GENERAL FUND**  
**FOR THE ONE MONTH AND THREE MONTHS ENDED SEPTEMBER 30, 2019**

	Current Period Actual	Year-to-Date Actual	Total Budget	% Total of Budget Used
<b>REVENUES</b>				
Taxes	\$ 132,909.53	\$ 205,220.60	\$ 4,345,900	4.72
Licenses and Permits	31,461.83	114,792.14	383,300	29.95
Fines	922.97	1,799.68	15,000	12.00
Franchise Fees	-	-	334,500	-
Investment earnings	5,205.63	17,348.67	72,025	24.09
Intergovernmental	994	(303)	14,000	(2.17)
Other Income	2,684.44	11,096.88	22,000	50.44
Total Revenues	<u>174,178.03</u>	<u>349,954.72</u>	<u>5,186,725</u>	<u>6.75</u>
<b>EXPENDITURES</b>				
<b>DEPARTMENTS</b>				
City Council	6,575.34	12,066.43	71,976	16.76
City Attorney	-	5,000.00	64,000	7.81
City Manager	36,051.43	176,853.14	458,574	38.57
City Clerk	10,978.55	39,162.39	148,298	26.41
Finance	15,586.49	19,305.81	117,250	16.47
Planning	7,585.68	10,985.68	42,000	26.16
Building & Safety	32,448.95	32,448.95	269,260	12.05
Law Enforcement	79,169.70	94,874.35	1,778,934	5.33
Fire & Medical	1,642.49	4,348.82	2,259,064	0.19
Emergency Preparedness	-	-	9,700	-
Animal Control	18,767.00	35,987.00	153,540	23.44
Public Works Administration	1,260.00	1,260.00	40,000	3.15
NPDES	-	53,754.00	77,000	69.81
Special Enforcement	19,420.69	66,117.88	251,173	26.32
Building & Facility	9,362.17	24,563.42	114,290	21.49
Total Expenditures	<u>238,848.49</u>	<u>576,727.87</u>	<u>5,855,059</u>	<u>9.85</u>
Excess (Deficit)	<u>\$ (64,670.46)</u>	<u>\$ (226,773.15)</u>	<u>\$ (668,334)</u>	
<b>Fund Balance - Beginning of Year (preliminary)</b>		<u>4,468,849.00</u>		
<b>Fund Balance - September 30, 2019 (before closing)</b>		<u><b>\$ 4,242,075.85</b></u>	*	

\* Fund Balance is based on modified accrual basis as no closing procedures are performed until year end.