



**AGENDA  
REGULAR MEETING  
ADMINISTRATION, FINANCE and PLANNING COMMITTEE**

**Randy Bonner  
Jordan Ehrenkranz**

**Tuesday, September 5, 2017  
8:00 a.m.**

**Canyon Lake Council Chambers  
31516 Railroad Canyon Road  
Canyon Lake, CA 92587**

1. Call to Order
2. Pledge of Allegiance
3. Roll Call
4. Public Comments
5. Accept Meeting Minutes
  - 5.1 July 20, 2017 **Pg. 3**
6. Update by Charles Abbot Associates
7. Review of September 6, 2017 Council Meeting Agenda – Recommendations to Council
  - a. Claims and Demands **Pg. 15**
  - b. Credit Card Review
8. Investment Report
9. Update Regarding Utility Users Tax Collected to Date
10. Discussion on City Hall Hours and staff overtime **Pg. 57**
11. Staff Comments
12. Committee Member Comments
13. Adjournment

Next Meeting Date: October 3, 2017



**MINUTES**  
**SPECIAL MEETING OF THE CANYON LAKE**  
**ADMINISTRATION, FINANCE AND PLANNING COMMITTEE**  
**Tuesday, July 20, 2017**  
**10:30 a.m.**

**City Council Chambers**  
**31516 Railroad Canyon Road**  
**Canyon Lake, CA 92587**

**1. Call to Order**

Chairman Greene called the meeting to order at 10:30 a.m.

**2. Pledge of Allegiance**

Committee Member Bonner led the flag salute.

**3. Roll Call**

Present:       Committee Chairman Greene  
                  Committee Member Bonner

**4. Public Comments**

There were no public comments.

**5. Discussion on Charles Abbott Associates current and past projects**

Margret Monson, Public Works Department, discussed the availability of the Public Works and Engineering Department.

Committee Chair Greene questioned April services from Charles Abbott Associates (CAA) and what was the current hourly rate. It was discussed that information would be discussed later in the meeting.

Margret Monson made a statement on how CAA billing was generated.

There was discussion regarding the Railroad Canyon Road Wrought Iron Fence Repair Project.

There was clarification regarding what was considered north, south, east and west of Railroad Canyon Road.

There was discussion if parts of the wrought iron fence could be painted and not replaced and the issues regarding matching fence styles.

There was discussion that if only part of the fencing was replaced on the north side of Railroad Canyon Road then the fence styles would not match and there would be alternating circle and square decorative shapes. It was discussed that what was proposed was to have the north side fencing all be matching, circle fence style.

There was discussion regarding the fencing along the south side of Railroad Canyon Road.

There was discussion regarding the fencing that was going to be replaced is a stock fence style and therefore if accidents happen the fencing that would need replacing would be readily available.

There was discussion regarding the contingency amount and the possibility of repairing the south side fencing where there is vehicle damage.

There was discussion regarding the contractor receiving all materials so all work could be done at the same time and that would save the City cost for traffic control.

There was discussion regarding the change order in the amount of \$16,450.00 for the repair of the south side fencing along Railroad Canyon Road and the contingency amount was previously approved at \$16,500.

There was discussion regarding the amounts discussed was previously approved by Council at the June 1, 2017 City Council Meeting.

There was discussion regarding the wrought iron fence repair, location 2, on the north side of Railroad Canyon Road, from Country Club Drive west to the City boundary.

There was discussion that what was included in the original bid was to replace the fencing from Country Club Drive, including the curved portion of the entrance to the Country Club and the fencing heading out towards the Canyon Lake Town Center, and the contingency would cover the south side fencing where there was vehicle damage.

It was discussed to proceed with the Wrought Iron Fence Repair Project and discussed contingency amount and that location 2 would be addressed at a later time.

There was discussion regarding the cost for wrought iron fencing and installment.

There was discussion regarding start time for the project.

There was discussion regarding the life expectancy of the new fencing and that it would depend on any accidents.

Margret Monson discussed the completed fire station repairs.

There was discussion regarding the preliminary microbial investigation at Station 60 and the contractor had completed what the report had required.

Special Meeting of the Canyon Lake Admin, Finance, and Planning Minutes  
July 20, 2017

There was discussion regarding receiving the final invoices from contractors and the process of finalizing payments.

There was discussion regarding the up to date cost for Station 60 repairs.

There was discussion regarding the overhead door repairs at Station 60.

There was discussion regarding the fire station carpet, upholstery and tile cleaning.

Margret Monson discussed the landscaping done at Station 60.

Margret Monson discussed the Electrical repairs done at Station 60.

Margret Monson explained any billing from PV Maintenance would show on the CAA invoice because PV Maintenance is sub contracted by CAA for building maintenance.

Margret Monson further discussed the overhead door repairs at Station 60.

Margret Monson discussed the bid process for the exterior repairs for Station 60.

There was discussion regarding the leaking roof, broken roof tiles and disintegrating roofing paper at Station 60.

There was discussion regarding having the exterior repairs in the near future.

There was discussion regarding the repairs that would need to be done to the arches at Station 60 prior to the exterior painting being done.

There was discussion regarding the lot drainage and grading that would take place as well as gutters that would be installed at Station 60.

Margret Monson explained she would discuss the Plant Replacement Project later during the meeting.

Margret Monson explained that in addition to the current projects she handles day to day phone calls from City Hall in regards to resident complaints, landscape issues and other community issues that might arise.

There was discussion regarding the Slurry Seal Project and the process.

There was discussion regarding the possibility of a joint paving project between the City and neighboring cities.

There was discussion regarding researching grants to help pay for the Slurry Seal Project.

City Manager Palmer clarified that the full amount of \$533,000 was budgeted for in the 2017/2018 budget.

Margret Monson discussed the Speed Limit Feedback Sign Evaluation.

There was discussion regarding the need for speed feedback signs.

Administrative Services Manager, Mike Borja, discussed a grant that was obtained from Western Riverside Council of Governments (WRCOG) that would fund the cost to replace the 3 current speed feedback signs.

Margret Monson discussed the initial request from Council prior to March 2017 in regards to safe routes to school that started public works looking into the speed feedback signs.

It was discussed that the speed feedback sign evaluation was still being discussed by staff and council and the grant from WRCOG was available until June of 2018.

Margret Monson stated that the tree pruning project had been completed.

Margret Monson discussed the Landscaping Maintenance Contract bid.

There was further discussion regarding the City's role in maintaining a tree inventory and maintenance record.

There was discussion regarding how the trees were inventoried and there was a landscape plan that identified the trees.

It was clarified that the tree pruning was completed March 2017.

Margret Monson discussed the Storm Drain Repair near Longhorn and Strawberry.

Margret Monson discussed Railroad Canyon Road Maintenance.

It was discussed that it was not believed that the City had a contracted street sweeper for Railroad Canyon Road.

It was discussed that every accident that occurs on Railroad Canyon Road the Public Works department receives a phone call to get a bid put together to repair or replace damaged landscaping, lighting, or irrigation.

Chairman Greene described an incident that he had witnessed of a vehicle that drove over the median.

Margret Monson discussed the yellow fire station parking blocks that were placed due to residents driving over the landscape at Station 60.

Margret Monson discussed the back flow test at Station 60 that is required by the water district.

Margret Monson discussed further projects that the Public Works department had worked on for the City.

It was explained that none of the discussed projects were being taken care of by the previous contract engineering company.

There was discussion regarding the type of grading projects were being done in Canyon Lake.

It was discussed that in the future reports from CAA would be for a one month period.

Jim Barrett, Building Official, discussed the building and safety stats.

There was discussion regarding the Canyon Cowboy and where they were at with their permits.

Jim Barrett gave a presentation on dock electrical.

There was discussion regarding additional main breakers and dedicated electrical sources for a dock.

Jim Barrett explained that the City did not have jurisdiction on docks because the lake is owned by Elsinore Valley Municipal Water District (EVMWD).

Jim Barrett discussed that he had reached out to other jurisdictions to inquire if they had handout for dock regulations and only one had a handout out regarding dock construction.

Jim Barrett discussed he would be working with the San Bernardino Building Official to work on a handout on dock safety.

There was discussion regarding what the City of Big Bear had done in regards to dock regulation.

Jim Barrett discussed the draft handout for docks.

There was discussion regarding what electrical was currently used on docks.

There was discussion that a licensed electrician would not work on the electrical on a dock until there was an inspection.

There was discussion regarding the lack of the City's authority on the lake unless there was an agreement with the water district.

There was discussion regarding the building and safety department's ability to issue a permit up to the property line.

There was discussion regarding a disclaimer that would need to be added to the draft handout that stated permits issued only to property line and there would be no inspection done by the City.

There was discussion regarding changes only applying to new or updated docks and the need for the City Attorney's

There was discussion that requirements would more than likely only effect new docks or residents currently doing work or upgrades on their docks, but the City could choose to do an ordinance that could require all docks be updated.

There was discussion regarding having a short presentation to the Public Safety Committee Meeting and the City Council Meeting regarding the dock electrical issues.

There was discussion regarding a device that was found called a Shock Alarm – Electric Shock Drowning Protection.

There was further discussion regarding bringing this item back at the August 1<sup>st</sup> Public Safety Meeting and the August 2<sup>nd</sup> City Council Meeting.

There was discussion regarding the knowledge base and employees at Charles Abbott Associates.

There was discussion regarding electrical accidents and dangers of electrical on docks.

Committee member Bonner requested a three minute break at 12:09 pm.

There was further discussion regarding docks and issues with running electrical to the dock and the need to find the best solution to having docks inspected.

Chairman Greene discussed home owners insurance and his dock.

There was discussion regarding encroachment permits from the water district.

Committee member Bonner returned at 12:14 pm.

There was discussion regarding the slurry seal.

There was discussion to discuss the work and services provided by Charles Abbott Associates at the next Admin, Finance Meeting.

## **6. Landscape Plant Replacement report by Charles Abbott Associates**

Margret Monson, Public Works Department, introduced the item.

There was discussion regarding what was included in the presented plans of plant replacement.



Steve Frenken, Landscape Architect, discussed the plant estimate and landscape plans.

There was discussion regarding what plant replacement was being proposed.

There was discussion regarding the water pump and water issue in relation to the water that fed the plants and the City had contracted with a pump maintenance company who services the water pumps for the golf course.

There was discussion regarding who was responsible for caring for the water in the reservoir.

There was discussion regarding the water pump maintenance contract and how long that had been in effect.

There was discussion to not move forward with the plant replacement until the issue was resolved regarding watering the plants and the pump.

Steve Frenken explained that during the last pump maintenance everything was operating fine but warmer weather does increase algae, but currently the filter was clean and was able to deliver clean water to the irrigation system.

There was discussion regarding the need make sure current and new plants would survive and it readdress this issue once the water issue is handled.

There was discussion regarding the room available in the median for the proposed 4,169 plants for replacement.

There was discussion regarding all the areas the plant replacement would cover.

There was discussion regarding the unit price per plant and the total for all plant replacement under the received bid contract for landscape services.

Margret Monson discussed and explained the presented plant replacement plans.

There was further discussion to hold off on the plant replacement until the water reservoir issue was resolved.

There was discussion regarding the options to go out to bid because of the cost or direct staff to schedule plant replacement in phases.

There was discussion that the \$112,000 was from the new plant unit cost from the only bidder for the landscape contract.

Margret Monson discussed the option to not do the plant replacement through the contacted landscape maintenance contractor but to go out for bid for the plant replacement.

There was discussion regarding starting the plant replacement process after the water issue was looked at further.

There was discussion that the committee members had not heard many complaints about there not being enough plants and the plants now are well maintained and there may be areas that would need plant replacement in the future.

There was discussion regarding maintaining the plants in the planter in the middle of the town center driveway.

There was discussion that the plant replacement was not in the current budget.

It was discussed that this would have to be brought to Council for input from all Council Members and the Citizens.

There was discussion to bring this item back to Council after the water reservoir issue was looked into.

**7. Staff Comments**

City Manager Palmer discussed researching the water source.

**8. Committee Member Comments**

Committee Member Bonner discussed his appreciation to Charles Abbott Associates (CAA) for getting the City caught up on projects that the last contract company did not follow through on and discussed once those projects were completed the Council was under the impression that the costs from CAA would go down.

Chairman Greene further explained the Council's need to look at costs and be informed so when there were questions from the public they could be answered.

Jim Barrett explained that CAA does try to work efficiently and keep costs down.

**9. Adjournment**

The meeting was adjourned at 12:53 p.m.

Respectfully Submitted,

---

Stephanie Roseen  
Deputy City Clerk

**City of Canyon Lake  
City Council  
Staff Report**

**TO:** Mayor and City Council  
**FROM:** Kayla Malin, Accountant  
**DATE:** September 6, 2017  
**SUBJECT:** List of Demands

---

**Recommendation:**

That the City Council adopts a resolution entitled: RESOLUTION NO. 2017-15

A RESOLUTION OF THE CITY COUNCIL OF THE  
CITY OF CANYON LAKE ALLOWING CERTAIN  
CLAIMS AND DEMANDS AS SET FORTH IN EXHIBIT A

**Background:**

All claims and demands are reported and summarized for review and approval by the City Council on a routine basis at each City Council meeting. The attached claims represent the paid claims and demands since the City Council meeting of August 2, 2017.

**Budget (or Fiscal) Impact:**

All claims and demands are paid from appropriated funds or authorized resources of the City and have been recorded in accordance with the City's policies.

**Attachments:**

Resolution  
List of Demands



**RESOLUTION NO. 2017-15**

**A RESOLUTION OF THE CITY COUNCIL OF THE CITY OF CANYON LAKE, CALIFORNIA, ALLOWING CERTAIN CLAIMS AND DEMANDS AS SET FORTH IN EXHIBIT A**

The City Council of the City of Canyon Lake does hereby resolve as follows:

Demands are approved as shown on the Demand\Warrant Register of September 6th, in the amount of \$663,183.12 as follows:

Payroll Earnings (Gross)	\$	42,248.86	(2nd Half of July & 1st Half of August)
Payroll Taxes - Employer	\$	695.11	(2nd Half of July & 1st Half of August)
On-line Retirement		4,311.56	(2nd Half of July & 1st Half of August)
On-line Health		730.59	(For the Month of August)
General		615,197.00	(Accounts Payable)
TOTAL		<u>\$ 663,183.12</u>	

PASSED, APPROVED AND ADOPTED this 6th day of September 2017.

\_\_\_\_\_  
Mayor, Randall P. Bonner

ATTEST:

\_\_\_\_\_  
Stephanie Roseen, Deputy City Clerk

State of California  
County of Riverside ) ss  
City of Canyon Lake )

I, Stephanie Roseen, Deputy City Clerk of the City of Canyon Lake, California, DO HEREBY CERTIFY, that the foregoing is a true and correct copy of the Resolution No. 2017-15 adopted by the City Council of the City of Canyon Lake, California, at a regular meeting thereof, held on September 6, 2017, by the following vote:

AYES:  
NOES:  
ABSTAIN:  
ABSENT:

---

Stephanie Roseen, Deputy City Clerk

**City of Canyon Lake**  
 Check/Voucher Register - Council Report - Expenditures  
 From 8/1/2017 Through 8/31/2017

Check Num...	Matching Docum... Date	Vendor Name	Transaction Description	Check Amount	Fund Code	Fund Short Title
23277	8/9/2017	AMERICAN FORENSIC NURSES INC	Sheriff's Dept DUI Blood Draws July 2017	40.00	10	GENERAL
Total 23277	8/9/2017			40.00		
23278	8/9/2017	ANIMAL FRIENDS OF THE VALLEYS	Animal Control Services June 2017	3,500.00	10	GENERAL
Total 23278	8/9/2017			3,500.00		
23279	8/9/2017	California Association of Code Enforcement	6/15/17 Substandard Housing Dues for Jean Voshall	115.00	10	GENERAL
Total 23279	8/9/2017			115.00		
23280	8/9/2017	Canyon Lake Family Mattress Club	Refund Special Permit Fee	25.00	10	GENERAL
Total 23280	8/9/2017			25.00		
23281	8/9/2017	Canyon Lake Marine and RV Repair, INC.	Repairs for 2004 Patrol Boat CF4826XC	614.84	10	GENERAL
23281	8/9/2017	Canyon Lake Marine and RV Repair, INC.	Repairs for 2004 Patrol Boat CF4827XC	614.84	10	GENERAL
Total 23281	8/9/2017			1,229.68		
23282	8/9/2017	Corelogic Information Solutions, INC.	Database for Code Enforcement July 2017	42.25	10	GENERAL
Total 23282	8/9/2017			42.25		
23283	8/9/2017	Cota, Cola and Huber, LLP	Attorney Services July 2017	9,839.18	10	GENERAL
Total 23283	8/9/2017			9,839.18		

**City of Canyon Lake**  
 Check/Voucher Register - Council Report - Expenditures  
 From 8/1/2017 Through 8/31/2017

Check Num...	Matching Docum... Date	Vendor Name	Transaction Description	Check Amount	Fund Code	Fund Short Title
23284	8/9/2017	CTAI Pacific Greenscape	Fire Station Landscape Maintenance July 2017	250.00	20	GAS TAX
23284	8/9/2017	CTAI Pacific Greenscape	Median and Parkways Landscape Maintenance July 2017	5,200.00	20	GAS TAX
Total 23284	8/9/2017			5,450.00		
23285	8/9/2017	DIRECTV	Satellite TV Service for Fire Station #60	89.54	10	GENERAL
Total 23285	8/9/2017			89.54		
23286	8/9/2017	Division of the State Architect	Disability Access and Ed Fee Apr - Jun 2017	32.10	10	GENERAL
Total 23286	8/9/2017			32.10		
23287	8/9/2017	ELSINORE VALLEY MUNI WATER DIS	Water Service City Hall 6/26/17-7/27/17	110.52	10	GENERAL
23287	8/9/2017	ELSINORE VALLEY MUNI WATER DIS	Water Service, Fire Station 5/26/17-6/27/17	204.74	10	GENERAL
Total 23287	8/9/2017			315.26		
23288	8/9/2017	Mike Feeney	Reimbursement for Gas Purchase	24.34	10	GENERAL
Total 23288	8/9/2017			24.34		
23289	8/9/2017	Five Star Painting	Painting and Wall Repairs at Fire Station #60	4,900.00	10	GENERAL
Total 23289	8/9/2017			4,900.00		
23290	8/9/2017	Jani-King of CA, Inc.	City Hall cleaning services Aug 2017	720.37	10	GENERAL
Total 23290	8/9/2017			720.37		



**City of Canyon Lake**  
 Check/Voucher Register - Council Report - Expenditures  
 From 8/1/2017 Through 8/31/2017

Check Num...	Matching Docum... Date	Vendor Name	Transaction Description	Check Amount	Fund Code	Fund Short Title
23291	8/9/2017	Jeff West	Refund Plot Planning Fees for PP#16-50 and PP#17-37	1,842.50	10	GENERAL
<b>Total</b> 23291	8/9/2017			1,842.50		
23292	8/9/2017	Joe's Hardware	Supplies: Handshower, tape, light bulbs, closet rod, etc	92.71	10	GENERAL
<b>Total</b> 23292	8/9/2017			92.71		
23293	8/9/2017	Lake Chevrolet	New Battery and Repair for 09 GMC Sierra	330.90	10	GENERAL
<b>Total</b> 23293	8/9/2017			330.90		
23294	8/9/2017	Lawrence Roll-Up Doors, Inc.	Door Repair for Fire Station #60	2,905.15	10	GENERAL
<b>Total</b> 23294	8/9/2017			2,905.15		
23295	8/9/2017	LESJWA	FY 17/18 Member Contributions	20,000.00	10	GENERAL
<b>Total</b> 23295	8/9/2017			20,000.00		
23296	8/9/2017	Masterline Plumbing, Inc.	Bathroom Repairs for Fire Station #60 - 5% Retention	371.25	10	GENERAL
23296	8/9/2017	Masterline Plumbing, Inc.	Bathroom Repairs for Fire Station #60 - 95% Billed	7,053.75	10	GENERAL
23296	8/9/2017	Masterline Plumbing, Inc.	Laundry Room Repair	4,650.00	10	GENERAL
23296	8/9/2017	Masterline Plumbing, Inc.	Plumbing Repairs at Fire Station #60	8,176.25	10	GENERAL
23296	8/9/2017	Masterline Plumbing, Inc.	Shower & Water Heater Repairs at Fire Station #60 5% Ret	434.50	10	GENERAL
23296	8/9/2017	Masterline Plumbing, Inc.	Shower & Water Heater Repairs at Fire Station #60-95% Billed	8,255.50	10	GENERAL

**City of Canyon Lake**  
 Check/Voucher Register - Council Report - Expenditures  
 From 8/1/2017 Through 8/31/2017

Check Num...	Matching Docum... Date	Vendor Name	Transaction Description	Check Amount	Fund Code	Fund Short Title
Total 23296	8/9/2017			28,941.25		
23297	8/9/2017	County Executive Office	SCFA JPA Misc. Expenses - 4th Quarter	151.30	10	GENERAL
Total 23297	8/9/2017			151.30		
23298	8/9/2017	RIV. CO. SHERIFF'S DEPT., Acctg & Fin	Contract Law 05/25/17 - 06/30/17	157,946.92	10	GENERAL
Total 23298	8/9/2017			157,946.92		
23299	8/9/2017	SOUTHERN CALIFORNIA EDISON	Electricity, Traffic Control 06/29/17-07/31/17	370.49	20	GAS TAX
23299	8/9/2017	SOUTHERN CALIFORNIA EDISON	Electricity, Traffic Control 6/22/17-7/24/17	86.70	20	GAS TAX
Total 23299	8/9/2017			457.19		
23300	8/9/2017	Sparkletts	Drinking Water Service July 2017	62.12	10	GENERAL
Total 23300	8/9/2017			62.12		
23301	8/9/2017	STAPLES	Office supplies: Filing, binders, trash bags, batteries	458.39	10	GENERAL
23301	8/9/2017	STAPLES	Paper	65.71	10	GENERAL
23301	8/9/2017	STAPLES	Shredder	68.09	10	GENERAL
Total 23301	8/9/2017			592.19		
23302	8/9/2017	Synoptek, LLC	Data Recovery for Finance Computer	125.00	10	GENERAL
23302	8/9/2017	Synoptek, LLC	IT Service for August 2017	1,910.00	10	GENERAL
23302	8/9/2017	Synoptek, LLC	UPS Installation Project	1,162.50	10	GENERAL
Total 23302	8/9/2017			3,197.50		

**City of Canyon Lake**  
 Check/Voucher Register - Council Report - Expenditures  
 From 8/1/2017 Through 8/31/2017

Check Num...	Matching Docum... Date	Vendor Name	Transaction Description	Check Amount	Fund Code	Fund Short Title
23303	8/9/2017	Toshiba Financial Services	Monthly Copier Lease 7/15/17-8/15/17	717.77	10	GENERAL
<b>Total</b> 23303	8/9/2017			717.77		
23750	8/24/2017	Aflac	Supplemental Insurance August 2017	325.70	10	GENERAL
<b>Total</b> 23750	8/24/2017			325.70		
23751	8/24/2017	AMBER AIR CONDITIONING	Installation of new motor for AC unit/Fire Station	436.20	10	GENERAL
<b>Total</b> 23751	8/24/2017			436.20		
23752	8/24/2017	AMERICAN FORENSIC NURSES INC	Sheriff's Dept DUI Blood Draws July 2017	40.00	10	GENERAL
<b>Total</b> 23752	8/24/2017			40.00		
23753	8/24/2017	ASAP Services	Boulder Removal from Railroad Canyon Rd	500.00	20	GAS TAX
<b>Total</b> 23753	8/24/2017			500.00		
23754	8/24/2017	BIO-TOX LABORATORIES	Sheriff's Dept Blood Testing July 2017	80.70	10	GENERAL
<b>Total</b> 23754	8/24/2017			80.70		
23755	8/24/2017	Randall Bonner	R Bonner Internet & Phone Reimbursement April 2017	80.00	10	GENERAL
23755	8/24/2017	Randall Bonner	R Bonner Internet & Phone Reimbursement May 2017	80.00	10	GENERAL
23755	8/24/2017	Randall Bonner	R Bonner Internet, Phone & Travel Reimbursement June 2017	183.74	10	GENERAL

**City of Canyon Lake**  
 Check/Voucher Register - Council Report - Expenditures  
 From 8/1/2017 Through 8/31/2017

Check Num...	Matching Docum... Date	Vendor Name	Transaction Description	Check Amount	Fund Code	Fund Short Title
23755	8/24/2017	Randall Bonner	R Bonner Internet, Phone & Travel Reimbursement March 2017	99.26	10	GENERAL
<b>Total 23755</b>	8/24/2017			443.00		
23756	8/24/2017	Canyon Lake Family Matters Club	Refund Special Permit Fee	25.00	10	GENERAL
<b>Total 23756</b>	8/24/2017			25.00		
23757	8/24/2017	Canyon Lake Pest Control	Pest Control City Hall	100.00	10	GENERAL
23757	8/24/2017	Canyon Lake Pest Control	Pest Control Storage Unit	90.00	10	GENERAL
<b>Total 23757</b>	8/24/2017			190.00		
23758	8/24/2017	Charles Abbott Associates, Inc.	Building and Safety Services July 2017	200.00	10	GENERAL
23758	8/24/2017	Charles Abbott Associates, Inc.	Engineering Services July 2017	20,829.50	10	GENERAL
23758	8/24/2017	Charles Abbott Associates, Inc.	Permit and Plan Review July 2017	12,305.35	10	GENERAL
23758	8/24/2017	Charles Abbott Associates, Inc.	Engineering Services July 2017	16,202.49	20	GAS TAX
<b>Total 23758</b>	8/24/2017			49,537.34		
23759	8/24/2017	CTAI Pacific Greenscape	Landscape Maintenance Fire Station - August 2017	250.00	10	GENERAL
23759	8/24/2017	CTAI Pacific Greenscape	Irrigation Repair - Medians and Parkways	432.00	20	GAS TAX
23759	8/24/2017	CTAI Pacific Greenscape	Landscape Maintenance for Median & Parkways - Aug 2017	5,200.00	20	GAS TAX
<b>Total 23759</b>	8/24/2017			5,882.00		

**City of Canyon Lake**  
 Check/Voucher Register - Council Report - Expenditures  
 From 8/1/2017 Through 8/31/2017

Check Num...	Matching Docum... Date	Vendor Name	Transaction Description	Check Amount	Fund Code	Fund Short Title
23760	8/24/2017	DATA TICKET	Monthly Code Enforcement Citations - July 2017	100.00	10	GENERAL
23760	8/24/2017	DATA TICKET	Monthly Parking Citations - July 2017	100.00	10	GENERAL
Total 23760	8/24/2017			200.00		
23761	8/24/2017	DIRECTV	Satellite Service Fire Station 8/12/17-9/11/17	54.79	10	GENERAL
Total 23761	8/24/2017			54.79		
23762	8/24/2017	ELSINORE VALLEY MUNI WATER DIS	Water Service Fire Station 6/27/17-7/28/17	504.53	10	GENERAL
23762	8/24/2017	ELSINORE VALLEY MUNI WATER DIS	Water Service Irrigation 6/27/17-7/28/17	1,525.92	20	GAS TAX
Total 23762	8/24/2017			2,030.45		
23763	8/24/2017	FRIDAY FLYER	Notice of Ordinance Adoption	22.50	10	GENERAL
Total 23763	8/24/2017			22.50		
23764	8/24/2017	Frontier Communications	City Hall Phones 8/13/17 - 9/12/17	217.67	10	GENERAL
23764	8/24/2017	Frontier Communications	Fios 8/10/17-9/9/17, City Hall Internet	146.98	10	GENERAL
23764	8/24/2017	Frontier Communications	Fire Station Phones 8/13/17-9/12/17	120.38	10	GENERAL
23764	8/24/2017	Frontier Communications	Phones 8/10/17-9/9/17	66.71	10	GENERAL
Total 23764	8/24/2017			551.74		
23765	8/24/2017	NANCY GREENHALGH	Retiree Health Ins September 2017	196.21	10	GENERAL
Total 23765	8/24/2017			196.21		

**City of Canyon Lake**  
**Check/Voucher Register - Council Report - Expenditures**  
**From 8/1/2017 Through 8/31/2017**

Check Num...	Matching Docum... Date	Vendor Name	Transaction Description	Check Amount	Fund Code	Fund Short Title
23766	8/24/2017	League of California Cities	LOCC Annual Conference Breakfast for A Palmer & R Bonner	60.00	10	GENERAL
<b>Total</b> 23766	8/24/2017			60.00		
23767	8/24/2017	Pitney Bowes Global Financial Services, LLC	Postage Machine Lease 6/13/17-9/12/17	175.14	10	GENERAL
<b>Total</b> 23767	8/24/2017			175.14		
23768	8/24/2017	Purchase Power	Postage	201.00	10	GENERAL
<b>Total</b> 23768	8/24/2017			201.00		
23769	8/24/2017	Pro Pacific Pest Control	Bee Removal Service Fire Station	150.00	10	GENERAL
<b>Total</b> 23769	8/24/2017			150.00		
23770	8/24/2017	Rogers, Anderson, Malody & Scott, LLP	Accounting Services July 2017	6,700.00	10	GENERAL
<b>Total</b> 23770	8/24/2017			6,700.00		
23771	8/24/2017	JOHN REGUS	Rent for Conference Room Sept 2017	250.00	10	GENERAL
<b>Total</b> 23771	8/24/2017			250.00		
23772	8/24/2017	JOHN REGUS	Rent for Library	1,012.95	10	GENERAL
<b>Total</b> 23772	8/24/2017			1,012.95		
23773	8/24/2017	RIVERSIDE COUNTY FIRE DEPT	4th Qtr Fire Contract Cost FY 16/17	289,510.15	10	GENERAL
<b>Total</b> 23773	8/24/2017			289,510.15		

**City of Canyon Lake**  
 Check/Voucher Register - Council Report - Expenditures  
 From 8/1/2017 Through 8/31/2017

Check Num...	Matching Docum... Date	Vendor Name	Transaction Description	Check Amount	Fund Code	Fund Short Title
23774	8/24/2017	SOUTHERN CALIFORNIA EDISON	Electricity for Office Lease; 7/21/17 to 8/21/17	71.67	10	GENERAL
23774	8/24/2017	SOUTHERN CALIFORNIA EDISON	Electricity, City Hall 7/17/17-5/15/17	1,812.84	10	GENERAL
23774	8/24/2017	SOUTHERN CALIFORNIA EDISON	Electricity, Fire Station 7/17/17-8/15/17	570.32	10	GENERAL
23774	8/24/2017	SOUTHERN CALIFORNIA EDISON	Electricity for Traffic Signals; 7/24/17 to 8/22/17	79.97	20	GAS TAX
23774	8/24/2017	SOUTHERN CALIFORNIA EDISON	Electricity, Pump Station 7/11/17-8/9/17	493.68	20	GAS TAX
23774	8/24/2017	SOUTHERN CALIFORNIA EDISON	Electricity, Traffic Signals 6/21/17-7/21/17	12.52	20	GAS TAX
23774	8/24/2017	SOUTHERN CALIFORNIA EDISON	Electricity, Traffic Signals 7/17/17-8/15/17	176.16	20	GAS TAX
<b>Total 23774</b>	8/24/2017			<b>3,217.16</b>		
23775	8/24/2017	Special District Risk Management Authority	Dental Insurance September 2017	275.50	10	GENERAL
<b>Total 23775</b>	8/24/2017			<b>275.50</b>		
23776	8/24/2017	STAPLES	Office Supplies	282.84	10	GENERAL
23776	8/24/2017	STAPLES	Supplies for Fire Station rehab - Ninja/Toaster;Inv:8/19/17	535.95	10	GENERAL
<b>Total 23776</b>	8/24/2017			<b>818.79</b>		
23777	8/24/2017	STATE COMP. INS. FUND	Workers Comp Sept 2017	1,265.42	10	GENERAL
<b>Total 23777</b>	8/24/2017			<b>1,265.42</b>		
23778	8/24/2017	TPx Communications	City Hall Phone Systems 8/16/17 - 9/15/17	548.55	10	GENERAL
<b>Total 23778</b>	8/24/2017			<b>548.55</b>		

**City of Canyon Lake**  
**Check/Voucher Register - Council Report - Expenditures**  
**From 8/1/2017 Through 8/31/2017**

Check Numb...	Matching Docum... Date	Vendor Name	Transaction Description	Check Amount	Fund Code	Fund Short Title
23779	8/24/2017	Toshiba Financial Services	Monthly Copier Lease; 8/15/17 to 9/15/17	756.32	10	GENERAL
Total 23779	8/24/2017			756.32		
23780	8/24/2017	TWO BROS. LOCKSMITH	New Keys for City Hall, Invoice Date 8/29/17	8.62	10	GENERAL
23780	8/24/2017	TWO BROS. LOCKSMITH	Residential Hazard Abatement Case	88.85	10	GENERAL
Total 23780	8/24/2017			97.47		
23781	8/24/2017	U. S. Bank	LOCC Conference, Breakroom Furniture, Fire Station Supplies	5,551.70	10	GENERAL
Total 23781	8/24/2017			5,551.70		
23782	8/24/2017	Verizon Wireless	Cell Phones, 8/4/17 - 9/3/17	331.92	10	GENERAL
23782	8/24/2017	Verizon Wireless	iPads, 08/4/17-09/03/17	199.08	10	GENERAL
Total 23782	8/24/2017			531.00		
Report Total				615,197.00		



City of Canyon Lake  
Invoices Selected for Payment - COUNCIL CHECK REPORT

Vendor ID	Invoice Description	Cash Required
AMERICAN FORENSIC	Sheriff's Dept DUI Blood Draws July 2017	40.00
ANIMAL FRIENDS	Animal Control Services June 2017	3,500.00
CACEO	6/15/17 Substandard Housing Dues for Jean Voshall	115.00
Canyon Lake Family Mattress Club	Refund Special Permit Fee	25.00
CL Marine	Repairs for 2004 Patrol Boat CF4826XC	614.84
	Repairs for 2004 Patrol Boat CF4827XC	614.84
Corelogic	Database for Code Enforcement July 2017	42.25
Cota	Attorney Services July 2017	9,839.18
CTAI	Median and Parkways Landscape Maintenance July 2017	5,200.00
	Fire Station Landscape Maintenance July 2017	250.00
DIRECTV	Satellite TV Service for Fire Station #60	89.54
DSA	Disability Access and Ed Fee Apr - Jun 2017	32.10
EVMWD	Water Service, Fire Station 5/26/17-6/27/17	204.74
	Water Service City Hall 6/26/17-7/27/17	110.52
Feeney	Reimbursement for Gas Purchase	24.34
Five Star Painting	Painting and Wall Repairs at Fire Station #60	4,900.00
Jani-King	City Hall cleaning services Aug 2017	720.37
Jeff West	Refund Plot Planning Fees for PP#16-50 and PP#17-37	1,842.50
Joe's	Supplies: Handshower, tape, light bulbs, closet rod, etc	92.71
Lake Chevrolet	New Battery and Repair for 09 GMC Sierra	330.90
Lawrence	Door Repair for Fire Station #60	2,905.15
LESJWA	FY 17/18 Member Contributions	20,000.00
Masterline	Shower & Water Heater Repairs at Fire Station #60 5% Ret	434.50
	Bathroom Repairs for Fire Station #60 - 5% Retention	371.25
	Shower & Water Heater Repairs at Fire Station #60-95% Billed	8,255.50
	Laundry Room Repair	4,650.00
	Plumbing Repairs at Fire Station #60	3,926.25
	Plumbing Repairs at Fire Station #60	4,250.00
	Bathroom Repairs for Fire Station #60 - 95% Billed	7,053.75
riv Co Exec	SCFA JPA Misc. Expenses - 4th Quarter	151.30
Riv Co Sheriff Acctg	Contract Law 05/25/17 - 06/30/17	157,946.92
SCE	Electricity, Traffic Control 06/29/17-07/31/17	370.49
	Electricity, Traffic Control 6/22/17-7/24/17	86.70
Sparkletts	Drinking Water Service July 2017	62.12
STAPLES	Shredder	68.09
	Office supplies: Filing, binders, trash bags, batteries	458.39
	Paper	65.71

Date: 8/10/17  
09:20:37 AM

Page: 1

City of Canyon Lake  
Invoices Selected for Payment - COUNCIL CHECK REPORT

<u>Vendor ID</u>	<u>Invoice Description</u>	<u>Cash Required</u>
Synoptek	IT Service for August 2017	1,910.00
	UPS Installation Project	1,162.50
	Data Recovery for Finance Computer	125.00
Toshiba	Monthly Copier Lease 7/15/17-8/15/17	717.77
Report Total		<u>243,560.22</u>

City of Canyon Lake  
Invoices Selected for Payment - COUNCIL CHECK REPORT

Vendor ID	Invoice Description	Cash Required
Aflac	Supplemental Insurance August 2017	325.70
AMBER AIR	Installation of new motor for AC unit/Fire Station	436.20
AMERICAN FORENSIC	Sheriff's Dept DUI Blood Draws July 2017	40.00
ASAP	Boulder Removal from Railroad Canyon Rd	500.00
BIO-TOX	Sheriff's Dept Blood Testing July 2017	39.00
	Sheriff's Dept Blood Testing July 2017	41.70
Bonner	R Bonner Internet, Phone & Travel Reimbursement March 2017	99.26
	R Bonner Internet & Phone Reimbursement April 2017	80.00
	R Bonner Internet & Phone Reimbursement May 2017	80.00
	R Bonner Internet, Phone & Travel Reimbursement June 2017	183.74
Canyon Lake Family	Refund Special Permit Fee	25.00
Canyon Lake Pest Control	Pest Control City Hall	100.00
	Pest Control Storage Unit	90.00
Charles Abbott	Permit and Plan Review July 2017	12,305.35
	Engineering Services July 2017	16,673.00
	Building and Safety Services July 2017	200.00
	Engineering Services July 2017	4,156.50
	Engineering Services July 2017	16,202.49
CTAI	Irrigation Repair - Medians and Parkways	432.00
	Landscape Maintenance for Median & Parkways - Aug 2017	5,200.00
	Landscape Maintenance Fire Station - August 2017	250.00
DATA TICKET	Monthly Parking Citations - July 2017	100.00
	Monthly Code Enforcement Citations - July 2017	100.00
DIRECTV	Satellite Service Fire Station 8/12/17-9/11/17	54.79
EVMWD	Water Service Fire Station 6/27/17-7/28/17	504.53
	Water Service Irrigation 6/27/17-7/28/17	1,525.92
FRIDAY FLYER	Notice of Ordinance Adoption	22.50
Frontier	City Hall Phones 8/13/17 - 9/12/17	217.67
	Fire Station Phones 8/13/17-9/12/17	120.38
	Phones 8/10/17-9/9/17	66.71
	Fios 8/10/17-9/9/17, City Hall Internet	146.98
GREENHALGH	Retiree Health Ins September 2017	196.21
LCC	LOCC Annual Conference Breakfast for A Palmer & R Bonner	60.00
Pitney Bowes	Postage Machine Lease 6/13/17-9/12/17	175.14
Pitney Bowes - Purchase Power	Postage	201.00
Pro Pacific	Bee Removal Service Fire Station	150.00

Date: 8/30/17  
04:28:20 PM

City of Canyon Lake  
Invoices Selected for Payment - COUNCIL CHECK REPORT

Vendor ID	Invoice Description	Cash Required
RAMS	Accounting Services July 2017	6,700.00
REGUS	Rent for Conference Room Sept 2017	250.00
	Rent for Library	1,012.95
Riv Co Fire	4th Qtr Fire Contract Cost FY 16/17	289,510.15
SCE	Electricity, Pump Station 7/11/17-8/9/17	493.68
	Electricity for Traffic Signals; 7/24/17 to 8/22/17	79.97
	Electricity for Office Lease; 7/21/17 to 8/21/17	71.67
	Electricity, Fire Station 7/17/17-8/15/17	570.32
	Electricity, Traffic Signals 6/21/17-7/21/17	12.52
	Electricity, City Hall 7/17/17-5/15/17	1,812.84
	Electricity, Traffic Signals 7/17/17-8/15/17	176.16
SDRMA	Dental Insurance September 2017	275.50
STAPLES	Office Supplies	107.39
	Supplies for Fire Station rehab - Ninja/Toaster;Inv:8/19/17	535.95
	Office Supplies	175.45
STATE FUND	Workers Comp Sept 2017	1,265.42
TelePacific	City Hall Phone Systems 8/16/17 - 9/15/17	548.55
Toshiba	Monthly Copier Lease; 8/15/17 to 9/15/17	756.32
TWO BROS	New Keys for City Hall, Invoice Date 8/29/17	8.62
	Residential Hazard Abatement Case	88.85
US Bank	LOCC Conference, Breakroom Furniture, Fire Station Supplies	5,551.70
VerizonW	iPads, 08/4/17-09/03/17	199.08
	Cell Phones, 8/4/17 - 9/3/17	331.92
Report Total		371,636.78

Labor Distribution

City of Canyon Lake  
Company (10756)

Check Date: 07/31/2017  
Process: 2017073101  
Period: 07/16/2017 to 07/31/2017

Department: (20)City Employees

Code	Earning	Hours	Amount	Code	Deduction	Amount	Code	Tax	Taxable	Amount	Code	Tax	Taxable	Amount
12500	125 Cash		492.43	PTAXI	Pre-Tax P.	233.33	CA	California SI	3592.43	97.25	CAETT	CA Edu & Tl	0.00	0.00
102	Reg Regular		3333.33	CASDI	CA SDI - Err		CASUI	California SI	3825.76	34.43	CASUI	California SI	0.00	0.00
3333.33	Vac	38.00	0.00	FITW	Federal Inco		MED-R	Medicare - E	3592.43	344.70	MED-R	Medicare - E	3825.76	55.48
				MED	Medicare				3825.76	55.48				3060.57
	<b>Total Earnings</b>	<b>38.00</b>	<b>3825.76</b>	<b>Total Deductions</b>		<b>233.33</b>	<b>Total Employee Taxes</b>			<b>531.86</b>	<b>Total Employer Taxes</b>			<b>55.48</b>
12500	125 Cash		1575.00	PTAXI	Pre-Tax P.	119.00	CA	California SI	1581.00	23.65	CAETT	CA Edu & Tl	0.00	0.00
92	Sick	2.50	125.00	CASDI	CA SDI - Err		CASUI	California SI	1700.00	15.30	CASUI	California SI	0.00	0.00
50.0000	Rate			FITW	Federal Inco		MED-R	Medicare - E	1581.00	144.23	MED-R	Medicare - E	1700.00	24.65
				MED	Medicare				1700.00	24.65				1373.17
	<b>Total Earnings</b>	<b>34.00</b>	<b>1700.00</b>	<b>Total Deductions</b>		<b>119.00</b>	<b>Total Employee Taxes</b>			<b>207.83</b>	<b>Total Employer Taxes</b>			<b>24.65</b>
12500	125 Cash		499.58	PTXPF	Pre-Tax P.	123.44	CA	California SI	2351.19	95.03	CAETT	CA Edu & Tl	0.00	0.00
98	Reg Regular	85.50	1975.05	CASDI	CA SDI - Err		CASUI	California SI	2474.63	22.27	CASUI	California SI	0.00	0.00
23.1000	Rate			FITW	Federal Inco		MED-R	Medicare - E	2351.19	209.14	MED-R	Medicare - E	2474.63	35.88
				MED	Medicare				2474.63	35.89				1988.86
	<b>Total Earnings</b>	<b>85.50</b>	<b>2474.63</b>	<b>Total Deductions</b>		<b>123.44</b>	<b>Total Employee Taxes</b>			<b>362.33</b>	<b>Total Employer Taxes</b>			<b>35.88</b>
12500	125 Cash		451.02	PTXPF	Pre-Tax P.	338.54	CA	California SI	5529.15	269.28	CAETT	CA Edu & Tl	0.00	0.00
99	ADML Admin Le	-27.50	0.00	CASDI	CA SDI - Err		CASUI	California SI	5867.69	52.81	CASUI	California SI	0.00	0.00
5416.67	MGTL: Managem	37.00	0.00	FITW	Federal Inco		MED-R	Medicare - E	5529.15	726.14	MED-R	Medicare - E	5867.69	85.08
	Reg Regular		5416.67	MED	Medicare				5867.69	85.08				4395.84
	Sick	9.50	0.00											
	<b>Total Earnings</b>	<b>19.00</b>	<b>5867.69</b>	<b>Total Deductions</b>		<b>338.54</b>	<b>Total Employee Taxes</b>			<b>1133.31</b>	<b>Total Employer Taxes</b>			<b>85.08</b>
12500	125 Cash		217.76	PTXPF	Pre-Tax P.	97.13	CA	California SI	2036.88	29.56	CAETT	CA Edu & Tl	0.00	0.00
100	Comp Comp Tin	17.25	362.25	CASDI	CA SDI - Err		CASUI	California SI	2134.01	19.20	CASUI	California SI	0.00	0.00
21.0000	Reg Regular	74.00	1554.00	FITW	Federal Inco		MED-R	Medicare - E	2036.88	169.19	MED-R	Medicare - E	2134.01	30.94
				MED	Medicare				2134.01	30.95				1787.98
	<b>Total Earnings</b>	<b>91.25</b>	<b>2134.01</b>	<b>Total Deductions</b>		<b>97.13</b>	<b>Total Employee Taxes</b>			<b>248.90</b>	<b>Total Employer Taxes</b>			<b>30.94</b>

*Aaron Palmer*  
8-2-17  
 Date  
 Aaron Palmer, City Manager

**Labor Distribution**

**City of Canyon Lake**  
Company (10756)

Check Date: 07/31/2017  
Process: 2017073101  
Period: 07/16/2017 to 07/31/2017

**Department: (20)City Employees Total**

Employees	5	Code	Earning	Hours	Amount	Code	Deduction	Amount	Code	Tax	Amount	Code	Tax	Amount	Taxable	Amount	Taxable	Amount
Female	3	125CO	125 Cash		1660.79	PTAXF	Pre-Tax P.	352.33	CA	California SI	15090.65	CAETT	CA Edu & Tl	514.77	0.00	0.00		
Male	2	ADML	Admin Le	-27.50	0.00	PTXPE	Pre-Tax P.	559.11	CASDI	CA SDI - Err	16002.09	CASUI	California SI	144.01	0.00	0.00		
			Comp Comp Tin	17.25	362.25				FITW	Federal Incon	15090.65		MED-R	Medicare - E	1593.40	232.03	16002.09	232.03
			MGTL Managem	37.00	0.00				MED	Medicare	16002.09			232.05				
			Reg Regular	191.00	13854.05													
			Sick Sick	12.00	125.00													
			Vac Vacation	38.00	0.00													
			<b>Total Earnings</b>	<b>267.75</b>	<b>16002.09</b>	<b>Total Deductions</b>	<b>911.44</b>	<b>Total Employee Taxes</b>	<b>2484.23</b>	<b>Total Employer Taxes</b>	<b>232.03</b>							

Gross 16002.09  
Tot Liab 16234.12  
Net Amt 12606.42

**Department: (30)Special Enforcement Team**

Feeney, Michael S	Emp Id	Rate	Code	Earning	Hours	Amount	Code	Deduction	Amount	Code	Tax	Amount	Code	Tax	Amount	Taxable	Amount	Taxable	Amount
	83	26.9200	Reg	Regular	38.00	1022.96	CA	California SI	1022.96	CASDI	CA SDI - Err	1022.96	CASUI	California SI	9.20	0.00	0.00	0.00	0.00
			FITW	Federal Incon			FITW	Federal Incon	1022.96	MED	Medicare	1022.96	MED-R	Medicare - E	119.64	1022.96	14.83	1022.96	14.83
			<b>Total Earnings</b>	<b>38.00</b>	<b>1022.96</b>	<b>Total Deductions</b>	<b>0.00</b>	<b>Total Employee Taxes</b>	<b>160.02</b>	<b>Total Employer Taxes</b>	<b>14.83</b>								

Gross 1022.96  
Tot Liab 1037.79  
Net Amt 862.94

**Helgeno Dickson**

Gina M	Emp Id	Rate	Code	Earning	Hours	Amount	Code	Deduction	Amount	Code	Tax	Amount	Code	Tax	Amount	Taxable	Amount	Taxable	Amount
	101	28.0000	Reg	Regular	66.00	1848.00	CA	California SI	129.36	CASDI	CA SDI - Err	1946.66	CASUI	California SI	69.43	0.00	0.00	0.00	0.00
			FITW	Federal Incon			FITW	Federal Incon	129.36	MED	Medicare	2076.02	MED-R	Medicare - E	18.69	2076.02	30.10	2076.02	30.10
			<b>Total Earnings</b>	<b>66.00</b>	<b>2076.02</b>	<b>Total Deductions</b>	<b>129.36</b>	<b>Total Employee Taxes</b>	<b>317.30</b>	<b>Total Employer Taxes</b>	<b>30.10</b>								

Gross 2076.02  
Tot Liab 2106.12  
Net Amt 1629.36

**Voshall, Jean M**

Jean M	Emp Id	Rate	Code	Earning	Hours	Amount	Code	Deduction	Amount	Code	Tax	Amount	Code	Tax	Amount	Taxable	Amount	Taxable	Amount
	72	26.9200	Reg	Regular	42.00	1130.64	CA	California SI	129.36	CASDI	CA SDI - Err	1130.64	CASUI	California SI	221.09	0.00	0.00	0.00	0.00
			FITW	Federal Incon			FITW	Federal Incon	129.36	MED	Medicare	1130.64	MED-R	Medicare - E	135.79	1130.64	16.39	1130.64	16.39
			<b>Total Earnings</b>	<b>42.00</b>	<b>1130.64</b>	<b>Total Deductions</b>	<b>0.00</b>	<b>Total Employee Taxes</b>	<b>383.45</b>	<b>Total Employer Taxes</b>	<b>16.39</b>								

Gross 1130.64  
Tot Liab 1147.03  
Net Amt 747.19

**Department: (30)Special Enforcement Team Total**

Employees	3	Code	Earning	Hours	Amount	Code	Deduction	Amount	Code	Tax	Amount	Code	Tax	Amount	Taxable	Amount	Taxable	Amount
Female	2	125CO	125 Cash		228.02	PTAXF	Pre-Tax P.	129.36	CA	California SI	4100.26	CAETT	CA Edu & Tl	306.87	0.00	0.00		
Male	1	Reg	Regular	146.00	4001.60				CASDI	CA SDI - Err	4229.62	CASUI	California SI	38.07	0.00	0.00		
			Reg Regular	191.00	13854.05				FITW	Federal Incon	4100.26	MED-R	Medicare - E	454.51	4229.62	61.32	4229.62	61.32
			<b>Total Earnings</b>	<b>146.00</b>	<b>4229.62</b>	<b>Total Deductions</b>	<b>129.36</b>	<b>Total Employee Taxes</b>	<b>860.77</b>	<b>Total Employer Taxes</b>	<b>61.32</b>							

Gross 4229.62  
Tot Liab 4290.94  
Net Amt 3239.49

**30**

**Labor Distribution**

**City of Canyon Lake**  
Company (10756)

Check Date: 07/31/2017  
Process: 2017073101  
Period: 07/16/2017 to 07/31/2017

**Department: (50)Council Members**

Code	Earning	Hours	Amount	Code	Deduction	Amount	Code	Tax	Amount	Code	Tax	Amount	Taxable	Tax	Amount		
Reg	Regular		300.00	CA			CA	California SI	300.00	CA	CAEIT	CA Edu & T	300.00		0.30		
Emp Id	78			FITW	Federal Incoi		FITW	Federal Incoi	300.00	FITW	CASUI	California SI	300.00		16.20		
Salary	300.00			MED	Medicare		MED	Medicare	300.00	MED	MED-R	Medicare - E	300.00		4.36		
<b>Total Earnings</b>													<b>0.00</b>	<b>Total Deductions</b>	<b>0.00</b>	<b>Total Employer Taxes</b>	<b>20.86</b>

Code	Earning	Hours	Amount	Code	Deduction	Amount	Code	Tax	Amount	Code	Tax	Amount	Taxable	Tax	Amount		
Reg	Regular		300.00	CA			CA	California SI	300.00	CA	CAEIT	CA Edu & T	300.00		0.30		
Emp Id	62			FITW	Federal Incoi		FITW	Federal Incoi	300.00	FITW	CASUI	California SI	300.00		16.20		
Salary	300.00			MED	Medicare		MED	Medicare	300.00	MED	MED-R	Medicare - E	300.00		4.35		
<b>Total Earnings</b>													<b>0.00</b>	<b>Total Deductions</b>	<b>0.00</b>	<b>Total Employer Taxes</b>	<b>20.85</b>

Code	Earning	Hours	Amount	Code	Deduction	Amount	Code	Tax	Amount	Code	Tax	Amount	Taxable	Tax	Amount		
Reg	Regular		300.00	CA			CA	California SI	300.00	CA	CAEIT	CA Edu & T	300.00		0.30		
Emp Id	103			FITW	Federal Incoi		FITW	Federal Incoi	300.00	FITW	CASUI	California SI	300.00		16.20		
Salary	300.00			MED	Medicare		MED	Medicare	300.00	MED	MED-R	Medicare - E	300.00		4.35		
<b>Total Earnings</b>													<b>0.00</b>	<b>Total Deductions</b>	<b>0.00</b>	<b>Total Employer Taxes</b>	<b>20.85</b>

Code	Earning	Hours	Amount	Code	Deduction	Amount	Code	Tax	Amount	Code	Tax	Amount	Taxable	Tax	Amount		
Reg	Regular		300.00	CA			CA	California SI	300.00	CA	CAEIT	CA Edu & T	300.00		0.30		
Emp Id	95			FITW	Federal Incoi		FITW	Federal Incoi	300.00	FITW	CASUI	California SI	300.00		16.20		
Salary	300.00			MED	Medicare		MED	Medicare	300.00	MED	MED-R	Medicare - E	300.00		4.35		
<b>Total Earnings</b>													<b>0.00</b>	<b>Total Deductions</b>	<b>0.00</b>	<b>Total Employer Taxes</b>	<b>20.85</b>

Code	Earning	Hours	Amount	Code	Deduction	Amount	Code	Tax	Amount	Code	Tax	Amount	Taxable	Tax	Amount		
Reg	Regular		300.00	CA			CA	California SI	300.00	CA	CAEIT	CA Edu & T	300.00		0.30		
Emp Id	94			FITW	Federal Incoi		FITW	Federal Incoi	300.00	FITW	CASUI	California SI	300.00		16.20		
Salary	300.00			MED	Medicare		MED	Medicare	300.00	MED	MED-R	Medicare - E	300.00		4.35		
<b>Total Earnings</b>													<b>0.00</b>	<b>Total Deductions</b>	<b>0.00</b>	<b>Total Employer Taxes</b>	<b>20.85</b>

**Department: (50)Council Members Total**

Code	Earning	Hours	Amount	Code	Deduction	Amount	Code	Tax	Amount	Code	Tax	Amount	Taxable	Tax	Amount		
2	Reg		1500.00	CA			CA	California SI	1500.00	CA	CAEIT	CA Edu & T	1500.00		1.50		
Female				FITW	Federal Incoi		FITW	Federal Incoi	1500.00	FITW	CASUI	California SI	1500.00		81.00		
Male				MED	Medicare		MED	Medicare	1500.00	MED	MED-R	Medicare - E	1500.00		21.76		
<b>Total Earnings</b>													<b>0.00</b>	<b>Total Deductions</b>	<b>0.00</b>	<b>Total Employer Taxes</b>	<b>104.26</b>

**Labor Distribution**

**City of Canyon Lake**  
Company (10756)

Check Date: 07/31/2017  
Process: 2017073101  
Period: 07/16/2017 to 07/31/2017

**Report Total**

Employees	Code	Earning	Hours	Amount	Code	Deduction	Amount	Code	Tax	Amount	Code	Tax	Amount	Code	Tax	Amount	Code	Tax	Amount	Code	Tax	Amount	Code	Tax	Amount
Female	7	125CO 125 Cash		1888.81	PTAXE	Pre-Tax P	481.69	CA	California SI	20690.91	CAETT	CA Edu. & T	1500.00	CAETT	CA Edu. & T	1500.00	CAETT	CA Edu. & T	1500.00	CAETT	CA Edu. & T	1500.00	CAETT	CA Edu. & T	1500.00
Male	6	ADML Admin Le	-27.50	0.00	PTXPE	Pre-Tax P	559.11	CASDI	CA SDI - Err	20231.71	CASUI	California SI	1500.00	CASUI	California SI	1500.00	CASUI	California SI	1500.00	CASUI	California SI	1500.00	CASUI	California SI	1500.00
		Comp Comp Tin	17.25	362.25				FITW	Federal Inco	20690.91	MED-R	Medicare - E	21731.71	MED-R	Medicare - E	21731.71	MED-R	Medicare - E	21731.71	MED-R	Medicare - E	21731.71	MED-R	Medicare - E	21731.71
		MGTL Managem	37.00	0.00				MED	Medicare	21731.71															
		Reg Regular	337.00	19355.65																					
		Sick Sick	12.00	125.00																					
		Vac Vacation	38.00	0.00																					
		<b>Total Earnings</b>	<b>413.75</b>	<b>21731.71</b>		<b>Total Deductions</b>	<b>1040.80</b>		<b>Total Employee Taxes</b>	<b>3396.75</b>		<b>Total Employer Taxes</b>	<b>397.61</b>												



**Labor Distribution**

**City of Canyon Lake**  
Company (10756)

Check Date: 08/01/2017  
Process: 2017080101  
Period: 07/16/2017 to 07/31/2017

**Department: (20) City Employees**

Code	Earning	Hours	Amount	Deduction	Code	Tax	Amount	Taxable	Tax	Amount	Taxable	Amount
Reg	Regular		148.20		CA	California SI	0.00	148.20	CA Edu & T	0.00	0.00	0.00
Emp Id	102				CASDJ	CA SDI - Err	1.33	148.20	California SI	0.00	0.00	Gross
Salary	3333.33				FITW	Federal Inco	0.00	148.20	MED-R	2.15	148.20	Tot Liab
					MED	Medicare	2.15	148.20	Medicare - E	2.15	148.20	Net Amt
<b>Total Earnings</b>		<b>0.00</b>	<b>148.20</b>	<b>Total Deductions</b>	<b>0.00</b>	<b>Total Employee Taxes</b>	<b>3.48</b>	<b>Total Employer Taxes</b>				<b>2.15</b>

**Department: (20) City Employees Total**

Code	Earning	Hours	Amount	Deduction	Code	Tax	Amount	Taxable	Tax	Amount	Taxable	Amount
1	Reg		148.20		CA	California SI	0.00	148.20	CA Edu & T	0.00	0.00	0.00
Female	0				CASDJ	CA SDI - Err	1.33	148.20	California SI	0.00	0.00	Gross
Male	1				FITW	Federal Inco	0.00	148.20	MED-R	2.15	148.20	Tot Liab
					MED	Medicare	2.15	148.20	Medicare - E	2.15	148.20	Net Amt
<b>Total Earnings</b>		<b>0.00</b>	<b>148.20</b>	<b>Total Deductions</b>	<b>0.00</b>	<b>Total Employee Taxes</b>	<b>3.48</b>	<b>Total Employer Taxes</b>				<b>2.15</b>

**Department: (30) Special Enforcement Team**

Code	Earning	Hours	Amount	Deduction	Code	Tax	Amount	Taxable	Tax	Amount	Taxable	Amount
Reg	Regular	24.00	646.08		CA	California SI	6.76	646.08	CA Edu & T	0.00	0.00	0.00
Emp Id	83				CASDJ	CA SDI - Err	5.82	646.08	California SI	0.00	0.00	Gross
Rate	26.9200				FITW	Federal Inco	63.11	646.08	MED-R	9.37	646.08	Tot Liab
					MED	Medicare	9.37	646.08	Medicare - E	9.37	646.08	Net Amt
<b>Total Earnings</b>		<b>24.00</b>	<b>646.08</b>	<b>Total Deductions</b>	<b>0.00</b>	<b>Total Employee Taxes</b>	<b>85.06</b>	<b>Total Employer Taxes</b>				<b>9.37</b>

**Department: (30) Special Enforcement Team Total**

Code	Earning	Hours	Amount	Deduction	Code	Tax	Amount	Taxable	Tax	Amount	Taxable	Amount
0	Reg	24.00	646.08		CA	California SI	6.76	646.08	CA Edu & T	0.00	0.00	0.00
Female	0				CASDJ	CA SDI - Err	5.82	646.08	California SI	0.00	0.00	Gross
Male	1				FITW	Federal Inco	63.11	646.08	MED-R	9.37	646.08	Tot Liab
					MED	Medicare	9.37	646.08	Medicare - E	9.37	646.08	Net Amt
<b>Total Earnings</b>		<b>24.00</b>	<b>646.08</b>	<b>Total Deductions</b>	<b>0.00</b>	<b>Total Employee Taxes</b>	<b>85.06</b>	<b>Total Employer Taxes</b>				<b>9.37</b>

**Report Total**

Code	Earning	Hours	Amount	Deduction	Code	Tax	Amount	Taxable	Tax	Amount	Taxable	Amount
2	Reg	24.00	794.28		CA	California SI	6.76	794.28	CA Edu & T	0.00	0.00	0.00
Female	0				CASDJ	CA SDI - Err	7.15	794.28	California SI	0.00	0.00	Gross
Male	2				FITW	Federal Inco	63.11	794.28	MED-R	11.52	794.28	Tot Liab
					MED	Medicare	11.52	794.28	Medicare - E	11.52	794.28	Net Amt
<b>Total Earnings</b>		<b>24.00</b>	<b>794.28</b>	<b>Total Deductions</b>	<b>0.00</b>	<b>Total Employee Taxes</b>	<b>88.54</b>	<b>Total Employer Taxes</b>				<b>11.52</b>

*Aaron Palmer, City Manager*

8-2-17  
Date

**Labor Distribution**

**City of Canyon Lake**  
Company (10756)

Check Date: 08/15/2017  
Process: 2017081501  
Period: 08/01/2017 to 08/15/2017

**Department: (20)City Employees**

Code	Earning	Hours	Amount	Deduction	Code	Amount	Code	Tax	Code	Amount	Taxable	Tax	Code	Amount	Taxable	Amount
125CO	125 Cash		492.43	PTAXI Pre-Tax P.	CA	243.70	CA	California SI	CA	96.56	3582.06	CA Edu & T	CA	0.00	0.00	0.00
102	Reg Regular		3333.33		CASDJ	3333.33	CASDJ	CA SDI - Eir	CASUI	34.43	3825.76	California SI	CASUI	0.00	0.00	0.00
3333.33	Sick	9.50	0.00		FITW	0.00	FITW	Federal Incon	MED-R	343.14	3582.06	Medicare - E	MED-R	3825.76	55.48	0.00
					MED		MED	Medicare		55.47	3825.76					3825.76
	<b>Total Earnings</b>	<b>9.50</b>	<b>3825.76</b>	<b>Total Deductions</b>		<b>243.70</b>		<b>Total Employee Taxes</b>		<b>529.60</b>				<b>Total Employer Taxes</b>		<b>55.48</b>

Code	Earning	Hours	Amount	Deduction	Code	Amount	Code	Tax	Code	Amount	Taxable	Tax	Code	Amount	Taxable	Amount
125CO	125 Cash		525.00	PTAXI Pre-Tax P.	CA	36.75	CA	California SI	CA	0.00	488.25	CA Edu & T	CA	0.00	0.00	0.00
92	Reg Regular	10.50			CASDJ		CASDJ	CA SDI - Eir	CASUI	4.73	525.00	California SI	CASUI	0.00	0.00	0.00
50.0000					FITW		FITW	Federal Incon	MED-R	12.78	488.25	Medicare - E	MED-R	525.00	7.61	0.00
					MED		MED	Medicare		7.61	525.00					525.00
	<b>Total Earnings</b>	<b>10.50</b>	<b>525.00</b>	<b>Total Deductions</b>		<b>36.75</b>		<b>Total Employee Taxes</b>		<b>25.12</b>				<b>Total Employer Taxes</b>		<b>7.61</b>

Code	Earning	Hours	Amount	Deduction	Code	Amount	Code	Tax	Code	Amount	Taxable	Tax	Code	Amount	Taxable	Amount
125CO	125 Cash		499.58	PTXPE Pre-Tax P.	CA	123.44	CA	California SI	CA	95.03	2351.19	CA Edu & T	CA	0.00	0.00	0.00
98	Reg Regular	85.50			CASDJ		CASDJ	CA SDI - Eir	CASUI	22.28	2474.63	California SI	CASUI	0.00	0.00	0.00
23.1000					FITW		FITW	Federal Incon	MED-R	209.14	2351.19	Medicare - E	MED-R	2474.63	35.88	0.00
					MED		MED	Medicare		35.88	2474.63					2474.63
	<b>Total Earnings</b>	<b>85.50</b>	<b>2474.63</b>	<b>Total Deductions</b>		<b>123.44</b>		<b>Total Employee Taxes</b>		<b>362.33</b>				<b>Total Employer Taxes</b>		<b>35.88</b>

Code	Earning	Hours	Amount	Deduction	Code	Amount	Code	Tax	Code	Amount	Taxable	Tax	Code	Amount	Taxable	Amount
125CO	125 Cash		451.02	PTXPE Pre-Tax P.	CA	338.54	CA	California SI	CA	269.28	5529.15	CA Edu & T	CA	0.00	0.00	0.00
99	Reg Regular	85.50			CASDJ		CASDJ	CA SDI - Eir	CASUI	52.81	5867.69	California SI	CASUI	0.00	0.00	0.00
5416.67					FITW		FITW	Federal Incon	MED-R	726.14	5529.15	Medicare - E	MED-R	5867.69	85.08	0.00
					MED		MED	Medicare		85.09	5867.69					5867.69
	<b>Total Earnings</b>	<b>0.00</b>	<b>5867.69</b>	<b>Total Deductions</b>		<b>338.54</b>		<b>Total Employee Taxes</b>		<b>1133.32</b>				<b>Total Employer Taxes</b>		<b>85.08</b>

Code	Earning	Hours	Amount	Deduction	Code	Amount	Code	Tax	Code	Amount	Taxable	Tax	Code	Amount	Taxable	Amount
125CO	125 Cash		217.76	PTXPE Pre-Tax P.	CA	112.22	CA	California SI	CA	28.90	1901.04	CA Edu & T	CA	0.00	0.00	0.00
100	Reg Regular	85.50			CASDJ		CASDJ	CA SDI - Eir	CASUI	18.12	2013.26	California SI	CASUI	0.00	0.00	0.00
21.0000					FITW		FITW	Federal Incon	MED-R	166.93	1901.04	Medicare - E	MED-R	2013.26	29.19	0.00
					MED		MED	Medicare		29.19	2013.26					2013.26
	<b>Total Earnings</b>	<b>85.50</b>	<b>2013.26</b>	<b>Total Deductions</b>		<b>112.22</b>		<b>Total Employee Taxes</b>		<b>243.14</b>				<b>Total Employer Taxes</b>		<b>29.19</b>

**Department: (20)City Employees Total**

Code	Earning	Hours	Amount	Deduction	Code	Amount	Code	Tax	Code	Amount	Taxable	Tax	Code	Amount	Taxable	Amount
5	Female	3	1660.79	PTAXI Pre-Tax P.	CA	280.45	CA	California SI	CA	489.77	13851.69	CA Edu & T	CA	0.00	0.00	0.00
2	Male	181.50	13045.55	PTXPE Pre-Tax P.	CASDJ	574.20	CASDJ	CA SDI - Eir	CASUI	132.37	14706.34	California SI	CASUI	0.00	0.00	0.00
		9.50	0.00		FITW		FITW	Federal Incon	MED-R	1458.13	13851.69	Medicare - E	MED-R	14706.34	213.24	0.00
					MED		MED	Medicare		213.24	14706.34					14706.34
	<b>Total Earnings</b>	<b>191.00</b>	<b>14706.34</b>	<b>Total Deductions</b>		<b>854.65</b>		<b>Total Employee Taxes</b>		<b>2293.51</b>				<b>Total Employer Taxes</b>		<b>213.24</b>

**Labor Distribution**

**City of Canyon Lake**  
Company (10756)

Check Date: 08/15/2017  
Process: 2017081501  
Period: 08/01/2017 to 08/15/2017

**Department: (30)Special Enforcement Team**

Code	Earning	Hours	Amount	Deduction	Code	Tax	Amount	Taxable	Code	Tax	Amount	Taxable	Amount
Reg	Regular	58.00	1561.36		CA	California SI	1561.36	1561.36	CA	Edu & T	0.00	0.00	0.00
83					CASDJ	CA SDI - Eir	1561.36	1561.36	CASUI	California SI	0.00	0.00	0.00
Rate	26.9200				FITW	Federal Incon	1561.36	1561.36	MED-R	Medicare - E	22.64	22.64	22.64
					MED	Medicare	22.64						22.64
<b>Total Earnings</b>		<b>58.00</b>	<b>1561.36</b>	<b>0.00</b>	<b>Total Deductions</b>		<b>280.20</b>		<b>Total Employer Taxes</b>		<b>22.64</b>		<b>22.64</b>

Code	Earning	Hours	Amount	Deduction	Code	Tax	Amount	Taxable	Code	Tax	Amount	Taxable	Amount
125CO	125 Cash		228.02	PTAXI Pre-Tax P.	CA	California SI	1972.70	1972.70	CA	Edu & T	0.00	0.00	0.00
101	Reg	67.00	1876.00		CASDJ	CA SDI - Eir	2104.02	2104.02	CASUI	California SI	0.00	0.00	0.00
Rate	28.0000				FITW	Federal Incon	1972.70	1972.70	MED-R	Medicare - E	30.51	2104.02	30.51
					MED	Medicare	2104.02						30.51
<b>Total Earnings</b>		<b>67.00</b>	<b>2104.02</b>	<b>131.32</b>	<b>Total Deductions</b>		<b>324.15</b>		<b>Total Employer Taxes</b>		<b>30.51</b>		<b>30.51</b>

Code	Earning	Hours	Amount	Deduction	Code	Tax	Amount	Taxable	Code	Tax	Amount	Taxable	Amount
Reg	Regular	44.00	1184.48		CA	California SI	1184.48	1184.48	CA	Edu & T	0.00	0.00	0.00
72					CASDJ	CA SDI - Eir	1184.48	1184.48	CASUI	California SI	0.00	0.00	0.00
Rate	26.9200				FITW	Federal Incon	1184.48	1184.48	MED-R	Medicare - E	17.17	1184.48	17.17
					MED	Medicare	17.18						17.18
<b>Total Earnings</b>		<b>44.00</b>	<b>1184.48</b>	<b>0.00</b>	<b>Total Deductions</b>		<b>395.17</b>		<b>Total Employer Taxes</b>		<b>17.17</b>		<b>17.17</b>

**Department: (30)Special Enforcement Team Total**

Employees	Code	Earning	Hours	Amount	Deduction	Code	Tax	Amount	Taxable	Code	Tax	Amount	Taxable	Amount
Female	2	125CO 125 Cash		228.02	PTAXI Pre-Tax P.	CA	California SI	131.32	131.32	CA	Edu & T	0.00	0.00	0.00
Male	1	Reg	169.00	4621.84		CASDJ	CA SDI - Eir	4849.86	4849.86	CASUI	California SI	0.00	0.00	0.00
					FITW	Federal Incon	4718.54	4718.54	MED-R	Medicare - E	70.32	4849.86	70.32	
					MED	Medicare	70.33						70.32	
<b>Total Earnings</b>			<b>169.00</b>	<b>4849.86</b>	<b>Total Deductions</b>		<b>999.52</b>		<b>Total Employer Taxes</b>		<b>70.32</b>		<b>70.32</b>	

**Report Total**

Employees	Code	Earning	Hours	Amount	Deduction	Code	Tax	Amount	Taxable	Code	Tax	Amount	Taxable	Amount
Female	5	125CO 125 Cash		1888.81	PTAXI Pre-Tax P.	CA	California SI	411.77	18570.23	CA	Edu & T	0.00	0.00	0.00
Male	3	Reg	350.50	17667.39	PTXPE Pre-Tax P.	CASDJ	CA SDI - Eir	574.20	19556.20	CASUI	California SI	0.00	0.00	0.00
		Sick	9.50	0.00		FITW	Federal Incon	18570.23	18570.23	MED-R	Medicare - E	283.56	19556.20	283.56
						MED	Medicare	283.57	19556.20				283.56	
<b>Total Earnings</b>			<b>360.00</b>	<b>19556.20</b>	<b>Total Deductions</b>		<b>985.97</b>		<b>Total Employer Taxes</b>		<b>283.56</b>		<b>283.56</b>	

*Arnon Palmer*  
Arnon Palmer, City Manager  
8/16/17  
Date

35

**Labor Distribution**

**City of Canyon Lake**  
Company (10756)

Check Date: 08/15/2017  
Process: 2017081502  
Period: 08/14/2017

**Department: (20)City Employees**

Code	Earning	Hours	Amount	Deduction	Code	Amount	Code	Tax	Amount	Code	Tax	Amount	Taxable	Tax	Amount	Taxable	Amount
Reg	Regular		166.67	PTAXI Pre-Tax P.	CA	11.67	CA	California SI	0.00	CAETT	CA Edu & T	0.00	0.00	0.00	0.00	0.00	0.00
Emp Id	102				CASDJ		CA SDI - Err	1.50	CASUI	California SI		0.00	0.00	0.00	0.00	0.00	0.00
Salary	3500.00				FITW		Federal Inco	0.00	MED-R	Medicare - E		0.00	166.67	0.00	2.42	166.67	2.42
		0.00	166.67	Total Deductions	MED		Medicare	2.42				3.92					2.42
<b>Total Earnings</b>									<b>3.92</b>	<b>Total Employer Taxes</b>							

**Department: (20)City Employees Total**

Code	Earning	Hours	Amount	Deduction	Code	Amount	Code	Tax	Amount	Code	Tax	Amount	Taxable	Tax	Amount	Taxable	Amount
0	Reg		166.67	PTAXI Pre-Tax P.	CA	11.67	CA	California SI	0.00	CAETT	CA Edu & T	0.00	0.00	0.00	0.00	0.00	0.00
1	Reg				CASDJ		CA SDI - Err	1.50	CASUI	California SI		0.00	0.00	0.00	0.00	0.00	0.00
					FITW		Federal Inco	0.00	MED-R	Medicare - E		0.00	166.67	0.00	2.42	166.67	2.42
		0.00	166.67	Total Deductions	MED		Medicare	2.42				3.92					2.42
<b>Total Earnings</b>									<b>3.92</b>	<b>Total Employer Taxes</b>							

**Report Total**

Code	Earning	Hours	Amount	Deduction	Code	Amount	Code	Tax	Amount	Code	Tax	Amount	Taxable	Tax	Amount	Taxable	Amount
0	Reg		166.67	PTAXI Pre-Tax P.	CA	11.67	CA	California SI	0.00	CAETT	CA Edu & T	0.00	0.00	0.00	0.00	0.00	0.00
1	Reg				CASDJ		CA SDI - Err	1.50	CASUI	California SI		0.00	0.00	0.00	0.00	0.00	0.00
					FITW		Federal Inco	0.00	MED-R	Medicare - E		0.00	166.67	0.00	2.42	166.67	2.42
		0.00	166.67	Total Deductions	MED		Medicare	2.42				3.92					2.42
<b>Total Earnings</b>									<b>3.92</b>	<b>Total Employer Taxes</b>							

*Carroll Johnson*  
Axon Palmer, City Manager  
8/16/17  
Date







Home Profile Reporting Person Information Education Other Organizations

Manage Reports Billing and Payments Payroll Schedule Member Requests Health Reconciliation Retirement Appointment Reconciliation

Common Tasks

Name: City of Canyon Lake CalPERS ID: 3813045770

Menu

Payment Request Acceptance

Billing and Payments

Your request for payment has been accepted.

Super Funded Accounts

- Please print this page for your records.
- If you need to contact us with questions regarding this payment, please have your Payment Confirmation Number for faster access.
- Your payment will be reflected in your CalPERS account once the payment has been received by CalPERS.
- Your payment account may take longer to post, depending upon your Financial Institution. Once your payment is processed, CalPERS will send a confirmation email to the email address in your profile.

Rate Plan Details

Payment Accounts

Make Payment

Payment Setup Total

Total Payment Amount: \$730.59

Payment Summary

Payment Confirmation Number	Payment Authorization Date	Receivable ID	Receivable Description	Payment Method	Payment Account Nickname	Selected Payment Amount
1000902889	08/03/2017	100000015014530	Health PA Billing - PERS	EFT - Debit	122234149	\$730.59

© Copyright 2017 CalPERS | Conditions of Use | Accessibility

Build: v6.7.0.b Baseline: 170717\_091306\_v6.7\_Int.1523 UID: 318

OK to pay  
8/3/17  
AP



Home Profile Reporting Person Information Education Other Organizations

Manage Reports Billing and Payments Payroll Schedule Member Requests Health Reconciliation Retirement Appointment Reconciliation

**Common Tasks**

**Name:** City of Canyon Lake **CalPERS ID:** 3813045770

**Menu**

- Billing and Payments
- Super Funded Accounts
- Rate Plan Details
- Payment Accounts
- Make Payment

**Payment Request Acceptance**

**Your request for payment has been accepted.**

- **Please print this page for your records.**
- If you need to contact us with questions regarding this payment, please have your Payment Confirmation Number for faster access.
- Your payment will be reflected in your CalPERS account once the payment has been received by CalPERS.
- Your payment account may take longer to post, depending upon your Financial Institution. Once your payment is processed, CalPERS will send a confirmation email to the email address in your profile.

**Payment Setup Total**

**Total Payment Amount:** \$2,227.35

**Payment Summary**

Payment Confirmation Number	Payment Authorization Date	Receivable ID	Receivable Description	Payment Method	Payment Account Nickname	Selected Payment Amount
1000904654	08/08/2017	100000014986624	Employer Contribution, PEPR, 26189, CalPERS, 07/16/2017 - 07/31/2017	EFT - Debit	122234149	\$1,143.53
1000904655	08/08/2017	100000014986582	Employer Contribution, Classic, 1684, CalPERS, 07/16/2017 - 07/31/2017	EFT - Debit	122234149	\$1,083.82

© Copyright 2017 CalPERS | Conditions of Use | Accessibility

Build: v6.7.0.b Baseline: 170717\_091306\_v6.7\_Int.1523 UID: 318

*Ed Lopez*  
8/9/17





Home Profile **Reporting** Person Information Education Other Organizations

Manage Reports Billing and Payments Payroll Schedule Member Requests Health Reconciliation Retirement Appointment Reconciliation

**Common Tasks** **Name:** City of Canyon Lake **CalPERS ID:** 3813045770

**Menu**

- [Billing and Payments](#)
- [Super Funded Accounts](#)
- [Rate Plan Details](#)
- [Payment Accounts](#)
- [Make Payment](#)

**Display Criteria**

**Payment Status:**

**Receivable Type:**

**Payments**

To cancel a pending payment, select the Payment Authorization Date link.

<u>Payment Authorization Date</u>	<u>Payment Posting Date</u>	<u>Confirmation Number</u>	<u>Payment Amount</u>	<u>Payment Account Nickname</u>	<u>Payment Status</u>	<u>Receivable ID</u>	<u>Receivable Description</u>
08/15/2017	08/17/2017	1000909464	\$909.81	122234149	Posted	100000015007828	Employer Contribution, Classic, 1684, CalPERS, 08/01/2017 - 08/15/2017
08/15/2017	08/17/2017	1000909465	\$1,174.40	122234149	Posted	100000015007875	Employer Contribution, PEPPRA, 26189, CalPERS, 08/01/2017 - 08/15/2017
08/08/2017	08/10/2017	1000904655	\$1,083.82	122234149	Posted	100000014986582	Employer Contribution, Classic, 1684, CalPERS, 07/16/2017 - 07/31/2017
08/08/2017	08/10/2017	1000904654	\$1,143.53	122234149	Posted	100000014986624	Employer Contribution, PEPPRA, 26189, CalPERS, 07/16/2017 - 07/31/2017
08/03/2017	08/07/2017	1000902889	\$730.59	122234149	Posted	100000015014530	Health PA Billing - PERS
07/19/2017	07/21/2017	1000891868	\$1,061.05	122234149	Posted	100000014986562	Employer Contribution, Classic, 1684, CalPERS, 07/01/2017 - 07/15/2017
07/19/2017	07/21/2017	1000891891	\$32.00	122234149	Posted	100000014995771	Employer Contributions - Unfunded Accrued Liability, PEPPRA, 26189, CalPERS, 2017/2018
07/19/2017	07/21/2017	1000891867	\$1,120.85	122234149	Posted	100000014986607	Employer Contribution, PEPPRA, 26189, CalPERS, 07/01/2017 - 07/15/2017
07/19/2017	07/21/2017	1000891892	\$14,077.00	122234149	Posted	100000014995762	Employer Contributions - Unfunded Accrued Liability, Classic, 1684, CalPERS, 2017/2018
07/05/2017	07/07/2017	1000882804	\$730.41	122234149	Posted	100000014974081	Health PA Billing - PERS
06/29/2017	07/03/2017	1000880531	\$974.33	122234149	Posted	100000014777932	Employer Contribution, Classic, 1684,

<u>Payment Authorization Date</u> <small>v</small>	<u>Payment Posting Date</u>	<u>Confirmation Number</u>	<u>Payment Amount</u>	<u>Payment Account Nickname</u>	<u>Payment Status</u>	<u>Receivable ID</u>	<u>Receivable Description</u>
06/29/2017	07/03/2017	1000880532	\$980.91	122234149	Posted	100000014780751	CalPERS, 2016/2017 Employer Contribution, PEPPRA, 26189, CalPERS, 2016/2017
06/15/2017	06/19/2017	1000873893	\$975.87	122234149	Posted	100000014777932	Employer Contribution, Classic, 1684, CalPERS, 2016/2017
06/15/2017	06/19/2017	1000873894	\$1,021.47	122234149	Posted	100000014780751	Employer Contribution, PEPPRA, 26189, CalPERS, 2016/2017
06/07/2017	06/09/2017	1000869842	\$730.41	122234149	Posted	100000014960096	Health PA Billing - PERS
06/01/2017	06/05/2017	1000867174	\$993.78	122234149	Posted	100000014780751	Employer Contribution, PEPPRA, 26189, CalPERS, 2016/2017
06/01/2017	06/05/2017	1000867173	\$1,122.64	122234149	Posted	100000014777932	Employer Contribution, Classic, 1684, CalPERS, 2016/2017
05/17/2017	05/19/2017	1000860943	\$1,027.52	122234149	Posted	100000014780751	Employer Contribution, PEPPRA, 26189, CalPERS, 2016/2017
05/17/2017	05/19/2017	1000860942	\$1,059.21	122234149	Posted	100000014777932	Employer Contribution, Classic, 1684, CalPERS, 2016/2017
05/04/2017	05/08/2017	1000854846	\$730.41	122234149	Posted	100000014943282	Health PA Billing - PERS
04/27/2017	05/01/2017	1000851448	\$1,162.70	122234149	Posted	100000014777932	Employer Contribution, Classic, 1684, CalPERS, 2016/2017
04/27/2017	05/01/2017	1000851449	\$990.42	122234149	Posted	100000014780751	Employer Contribution, PEPPRA, 26189, CalPERS, 2016/2017
04/19/2017	04/21/2017	1000847623	\$914.36	122234149	Posted	100000014777932	Employer Contribution, Classic, 1684, CalPERS, 2016/2017
04/19/2017	04/21/2017	1000847624	\$990.42	122234149	Posted	100000014780751	Employer Contribution, PEPPRA, 26189, CalPERS, 2016/2017
04/05/2017	04/07/2017	1000841909	\$309.48	122234149	Posted	100000014927677	Health PA Billing - PERS

Showing records 1 - 25 | First << Previous 1 2 3 4 5 6 7 8 9 10 11 Next >> Last | View Max

© Copyright 2017 CalPERS | [Conditions of Use](#) | [Accessibility](#)

Build: v6.8 Baseline: 170814\_162246\_v6.8\_Int.1739 UID: 302

# CITIZENSTRUST™

RECEIVED  
AUG 14 2017  
BY: *RM*

CITY OF CANYON LAKE  
31516 RAILROAD CANYON RD  
CANYON LAKE CA 92587

STATEMENT FOR THE PERIOD FROM 07/01/2017 TO 07/31/2017  
ACCOUNT 1035003119

THIS IS YOUR REPORT OF INVESTMENTS AND TRANSACTIONS FOR THE PERIOD. INCLUDED  
IN THE REPORT ARE

\* PORTFOLIO: SUMMARY GRAPHICAL DISPLAY WITH MARKET VALUE & PERCENT

\* ACTIVITY SUMMARY: MARKET VALUE WITH TRANSACTION SUMMARY

\* PORTFOLIO STATEMENT: A LISTING OF COST AND MARKET VALUE OF ASSETS  
HELD IN THE PORTFOLIO

COST BASIS APPLICABLE FOR CALCULATING CAPITAL GAINS AND LOSSES.  
MARKET VALUE IS THE CURRENT VALUE OF EACH ASSET FOR MOST STOCKS AND BONDS.  
MARKETS ARE THE CLOSING PRICES ON THE LAST TRADING DAY OF THE PERIOD.

\* TRANSACTION STATEMENT: A COMPLETE LISTING FOR THE PERIOD GROUPED BY  
TRANSACTION TYPE.

\* DISCLOSURES: CITIZENS BUSINESS BANK MAY RECEIVE RESEARCH AND OTHER BENEFITS  
FROM BROKER DEALERS WHICH MAY BE CONSIDERED COMPENSATION TO US. UPON REQUEST  
WE WILL DISCLOSE DETAILS OF ANY COMPENSATION RECEIVED.

\* TO TRUST BENEFICIARIES: UNDER SECTION 17200 OF CALIFORNIA PROBATE CODE,  
YOU MAY PETITION THE COURT TO OBTAIN A COURT REVIEW OF THE ACCOUNT AND  
THE ACTS OF THE TRUSTEE. CLAIMS AGAINST THE TRUSTEE FOR BREACH OF TRUST  
MUST BE MADE WITHIN THREE YEARS FROM THE DATE OF RECEIPT OF AN ACCOUNTING  
OR OTHER REPORT DISCLOSING FACTS GIVING RISE TO THE CLAIM.



# CITIZENSTRUST™ Account Summary Statement



Statement Period: Jul 01, 2017 Through Jul 31, 2017




CITY OF CANYON LAKE  
31516 RAILROAD CANYON RD  
CANYON LAKE, CA 92587

Account Name:	CITY OF CANYON LAKE CITIZENS BUSINESS BANK
Account Number:	1035003119
Your Relationship Manager Is:	MIKE GARDNER
Phone:	909-483-4390

## Investment Portfolio Summary

Market Value As Of	07/01/2017	07/31/2017	% Of Account
 CASH & CASH EQUIVALENTS	267,310.20	171,920.55	6.5%
 FIXED INCOME	2,353,850.81	2,456,739.96	93.5%
<b>Total</b>	<b>2,621,161.01</b>	<b>2,628,660.51</b>	<b>100.0%</b>



## Activity Summary

	This Period	Year To Date	Realized Capital Gains / Losses	
			This Period	Year To Date
<b>Beginning Market Value</b>	<b>2,621,161.01</b>	<b>2,594,420.15</b>		
Income	5,302.87	30,314.95	Long Term	0.00
Asset Activity	99,870.60-	82,431.00	Short Term	9.06-
Fees	821.92-	5,808.22-	<b>Total Gains / Losses</b>	<b>9.06-</b>
Cash Management	95,389.65	106,937.73-		<b>3,595.90-</b>
Change In Market Value	7,499.50	34,240.36		
<b>Ending Market Value</b>	<b>2,628,660.51</b>	<b>2,628,660.51</b>		



Statement Period: Jul 01, 2017 Through Jul 31, 2017

## Portfolio Statement

Quantity	Description	Market Value	Cost Basis
<b>Cash &amp; Cash Equivalents</b>			
Cash Equivalents			
Citizens Business Bank Mmkt Fund			
171,920.550	CBBMMKFM1 CITIZENS BUSINESS BANK CBB-CITIZENSTRUST SWEEP ACCOUNT	171,920.55	171,920.55
	Total Citizens Business Bank Mmkt Fund	171,920.55	171,920.55
Total	Cash Equivalents	171,920.55	171,920.55
<b>Total</b>	<b>Cash &amp; Cash Equivalents</b>	<b>171,920.55</b>	<b>171,920.55</b>
<b>Fixed Income Taxable</b>			
100,000.000	02587DA99 AMERICAN EXPR CENTURION MEDIUM-TERM CD DTD 09/16/15 1.6% 09/17/2018	99,864.08	99,975.00
75,000.000	05531FAU7 BB&T CORPORATION DTD 06/29/15 CALL 2.625% 06/29/2020-2020	76,562.25	75,502.70
100,000.000	05580ACZ5 BMW BANK BANK NORTH AMERICA DTD 09/30/15 MEDIUM-TERM CD 2.2% 09/30/2020	101,452.15	99,980.00
100,000.000	14042RAR2 CAPITAL ONE NA MEDIUM-TERM CD DTD 10/07/2015 2.2% 10/07/2020	101,485.94	99,615.00
100,000.000	24422ERE1 JOHN DEERE CAPITAL CORP SERIES MTN DTD 07/12/2011 3.9% 07/12/2021	106,715.00	109,598.00
100,000.000	29266NS32 ENERBANK USA DTD 10/16/2015 MEDIUM-TERM CD 1.75% 10/16/2020	100,076.12	100,000.00
70,000.000	3130A1CE6 FEDERAL HOME LOAN DTD 03/27/14 2% 12/27/2019	70,711.20	70,920.50
100,000.000	3130A6NA1 FEDERAL HOME LOAN DTD 10/29/15 CALL 1.4% 10/29/2019-2016	99,360.00	100,000.00
50,000.000	3130A8EN9 FEDERAL HOME LOAN BANK DTD 06/14/16 CALL 1.64% 06/14/2021-2016	49,429.50	50,000.00
100,000.000	3130A8NT6 FEDERAL HOME LOAN DTD 07/13/16 CALL 1.48% 07/13/2021-2017	98,421.00	100,000.00
100,000.000	313380FB8 FEDERAL HOME LOAN BANK DTD 08/09/12 1.375% 09/13/2019	99,864.00	99,667.18

Statement Period: Jul 01, 2017 Through Jul 31, 2017

## Portfolio Statement ( Continued )

Quantity	Description	Market Value	Cost Basis
<b>Taxable</b>			
100,000.000	3133EFZ91 FEDERAL FARM CREDIT BANK DTD 04/12/16 CALL 1.62% 04/12/2021-2017	97,563.00	99,909.00
200,000.000	3134G9J40 FREDDIE MAC DTD 07/26/16 CALL 1% 04/26/2019-2017	198,334.00	200,000.00
50,000.000	3134GAHK3 FREDDIE MAC DTD 09/30/16 CALL 1.6% 09/30/2021-2016	49,119.50	49,967.50
100,000.000	3134GAZR8 FREDDIE MAC DTD 12/30/2016 CALL 2.05% 12/30/2021-2017	99,827.00	100,000.00
100,000.000	3134GBZS4 FREDDIE MAC DTD 7/27/2017 CALL 2.15 4/27/2022 2.15% 04/27/2022-2017	100,006.00	100,000.00
50,000.000	3136G1C98 FANNIE MAE DTD 02/05/13 1.42% 02/05/2020	49,856.00	50,561.00
100,000.000	3136G3J30 FANNIE MAE DTD 07/28/16 CALL 1.6% 07/28/2021-2016	97,343.00	100,000.00
100,000.000	3136G3VG7 FANNIE MAE DTD 06/29/16 CALL 1.5% 09/29/2020-2016	98,865.00	100,000.00
100,000.000	3136G3XZ3 FANNIE MAE DTD 07/28/16 CALL 1.5% 07/28/2021-2016	98,510.00	100,000.00
100,000.000	3136G4EV1 FANNIE MAE DTD 10/28/16 CALL 1.625% 10/28/2021-2017	97,790.00	99,959.00
86,041.990	31398R7H2 FANNIE MAE SERIES 2010-M4 DTD 07/01/10 3.819% 06/25/2020	89,473.22	92,064.95
150,000.000	48126EAA5 JPMORGAN CHASE DTD 08/20/2012 2% 08/15/2017	150,033.00	149,340.00
200,000.000	69353REW4 PNC BANK NA DTD 04/29/16 CALL 2.15% 04/29/2021-2021	199,440.00	203,794.00
25,000.000	713448BN7 PEPSICO INC DTD 01/14/10 4.5% 01/15/2020	26,639.00	28,169.00
Total	Taxable	2,456,739.96	2,479,022.83
<b>Total</b>	<b>Fixed Income</b>	<b>2,456,739.96</b>	<b>2,479,022.83</b>



Statement Period: Jul 01, 2017 Through Jul 31, 2017

## Portfolio Statement ( Continued )

Quantity	Description	Market Value	Cost Basis
<b>Miscellaneous</b>			
Miscellaneous Sundry Assets			
Documents			
1.000	DOC199647 INVESTMENT MANAGEMENT AGREEMENT CITY OF CANYON LAKE A/C# 1035003119	0.00	0.00
	Total Documents	0.00	0.00
Total	Miscellaneous Sundry Assets	0.00	0.00
<b>Total</b>	<b>Miscellaneous</b>	<b>0.00</b>	<b>0.00</b>
<b>Grand Total Assets</b>		<b>2,628,660.51</b>	<b>2,650,943.38</b>

## Account Activity Summary

	Total Cash	Cost Basis Excluding Cash	Market Value Including Cash
<b>Balances Beginning Of Period</b>	0.00	2,646,471.49	2,632,026.66
Prior Accruals			10,865.65-
Unrealized Appreciation This Period			7,508.56
Current Accruals			9,434.07
Asset Activity	99,870.60-	99,861.54	99,870.60-
Cash Management	95,389.65	95,389.65-	95,389.65
Fees	821.92-	0.00	821.92-
Income	5,302.87	0.00	5,302.87
Realized Gain/loss			9.06-
Non Cash Asset Changes			
<b>Balances End Of Period</b>	<b>0.00</b>	<b>2,650,943.38</b>	<b>2,638,094.58</b>

## Transaction Statement

Date	Quantity	Description	Transaction Type	Cash	Cost Basis
07/01/17		<b>Beginning Balance</b>		0.00	2,646,471.49
<b>Income</b>					
Dividends					
07/03/17		CBBMMKFM1 CITIZENS BUSINESS BANK CBB-CITIZENSTRUST SWEEP ACCOUNT	DIVIDEND	82.29	
	Total Dividends			82.29	0.00
Interest					
07/12/17		2442ERE1 JOHN DEERE CAPITAL CORP SERIES MTN DTD 07/12/2011 3.9% 07/12/2021	INTEREST RCVD	1,950.00	
07/13/17		3130A8NT6 FEDERAL HOME LOAN DTD 07/13/16 CALL 1.48% 07/13/2021-2017	INTEREST RCVD	740.00	

Statement Period: Jul 01, 2017 Through Jul 31, 2017

## Transaction Statement ( Continued )

Date	Quantity	Description	Transaction Type	Cash	Cost Basis
07/17/17		713448BN7 PEPSICO INC DTD 01/14/10 4.5% 01/15/2020	INTEREST RCVD	562.50	
07/17/17		29266NS32 ENERBANK USA DTD 10/16/2015 MEDIUM-TERM CD 1.75% 10/16/2020	INTEREST RCVD	143.84	
07/25/17		31398R7H2 FANNIE MAE SERIES 2010-M4 DTD 07/01/10 3.819% 06/25/2020	INTEREST RCVD	274.24	
07/28/17		3136G3J30 FANNIE MAE DTD 07/28/16 CALL 1.6% 07/28/2021-2016	INTEREST RCVD	800.00	
07/28/17		3136G3XZ3 FANNIE MAE DTD 07/28/16 CALL 1.5% 07/28/2021-2016	INTEREST RCVD	750.00	
<b>Total Interest</b>				5,220.58	0.00
<b>Total Income</b>				5,302.87	0.00
<b>Asset Activity</b>					
Assets Purchased					
07/27/17	100,000.000	3134GBZS4 FREDDIE MAC DTD 7/27/2017 CALL 2.15 4/27/2022 2.15% 04/27/2022-2017	BUY	100,000.00-	100,000.00
<b>Total Assets Purchased</b>				100,000.00-	100,000.00
Assets Sold					
07/25/17	129.400-	31398R7H2 FANNIE MAE SERIES 2010-M4 DTD 07/01/10 3.819% 06/25/2020	NOTE AND MTG PMT	129.40	138.46-
<b>Total Assets Sold</b>				129.40	138.46-
<b>Total Asset Activity</b>				99,870.60-	99,861.54
<b>Fees</b>					
07/25/17		MANAGEMENT FEES CITIZENS BUSINESS BANK FOR THE PERIOD ENDING 07/20/2017	DISBURSEMENT	821.92-	
<b>Total Fees</b>				821.92-	0.00
<b>Cash Management</b>					
07/31/17	95,389.650-	CBBMMKFM1 NET CASH MANAGEMENT	NET CASH MGMT	95,389.65	95,389.65-
<b>Total Cash Management</b>				95,389.65	95,389.65-
07/31/17		<b>Ending Balance</b>		0.00	2,650,943.38

Statement Period: Jul 01, 2017 Through Jul 31, 2017

---

## Disclosure

---

CitizensTrust may receive research and other benefits from Brokers/Dealers which may be considered compensation. Upon request, we will disclose details of any compensation received. We have added an additional benchmark to your performance insert. Call for details.





City of Canyon Lake  
Utility Users Tax Remittance  
August, 2017

\* All types of Utility Services are subjected to a 3.95% tax percentage to be remitted to the City of Canyon Lake monthly.

	Vendor	Deposit Date	Check Date	Amount	Tax Period	Gas	Electric	Video Users	Solid Waste	Water	Sewer	(3.95%)
						(3.95%)	(3.95%)	(3.95%)	(3.95%)	(3.95%)	(3.95%)	(3.95%)
1	AT&T Corp	8/24/2017	8/17/2017	\$ 15.63	Jul-17							\$ 15.63
2	CenturyLink Communications Company, LLC	8/24/2017	8/11/2017	\$ 1.05	Jul-17							\$ 1.05
3	Compliance Solutions, Inc. - Utility Telecom Group LLC	8/24/2017	8/10/2017	\$ 12.06	Jul-17							\$ 12.06
4	Compliance Solutions, Inc. - Total Holdings, Inc	8/24/2017	8/10/2017	\$ 0.12	Jul-17							\$ 0.12
5	Compliance Solutions, Inc. c/o - Nextiva, Inc.	8/24/2017	8/10/2017	\$ 25.41	Jul-17							\$ 25.41
6	Compliance Solutions, Inc. - GreatCall, Inc dba Jitterbug	8/24/2017	8/10/2017	\$ 70.19	Jul-17							\$ 70.19
7	Compliance Solutions, Inc. - Opex Communications	8/21/2017	8/10/2017	\$ 0.32	Jul-17							\$ 0.32
8	Compliance Solutions, Inc. - Spectrol, Inc.	N/A	8/10/2017	\$ -	Jul-17							\$ -
9	Constellation New Energy, Inc	8/24/2017	8/15/2017	\$ 121.45	Jul-17							\$ 121.45
10	Consumer Cellular	8/24/2017	8/18/2017	\$ 49.00	Jul-17							\$ 49.00
11	CR & R	8/2/2017	7/27/2017	\$ 23,732.20	Jul-17			\$ 23,732.20				\$ 29.14
12	Cricket Wireless LLC	8/24/2017	8/17/2017	\$ 29.14	Jul-17							\$ 2,374.99
13	EMWD	8/24/2017	8/17/2017	\$ 2,374.99	Jul-17							\$ 2,336.12
14	EVMWD	8/24/2017	8/17/2017	\$ 25,692.95	Jul-17			25,692.95				\$ 328.25
15	Frontier California, Inc. (Split)	8/24/2017	8/16/2017	\$ 5,484.15	Jul-17			31,48.03				\$ -
16	Frontier Communications of America	8/24/2017	8/16/2017	\$ 328.25	Jul-17							\$ 4.70
17	Flash Wireless, LLC c/o Avalara, Inc.	8/24/2017	8/14/2017	\$ 0.43	Jul-17							\$ -
18	Granite Telecommunications LLC	N/A	8/10/2017	\$ -	Jul-17							\$ 0.43
19	Google North America Inc. c/o Avalara, Inc. (FKA Etax Services)	8/24/2017	8/10/2017	\$ 4.70	Jul-17							\$ 3,202.43
20	iWireless	N/A	8/15/2017	\$ -	Jul-17							\$ 9.99
21	InReach, Inc. c/o Avalara, Inc. (FKA Etax Services)	8/24/2017	8/14/2017	\$ 0.43	Jul-17							\$ 0.83
22	Level 3 Communications LLC	8/24/2017	8/17/2017	\$ 3,202.43	Jul-17							\$ 49.75
23	Los Angeles SMSA Limited Partnership	8/24/2017	8/17/2017	\$ 9.99	Jul-17							\$ 3,349.75
24	MCI Communications Services, Inc.	8/24/2017	8/17/2017	\$ 0.83	Jul-17							\$ 12.61
25	MCI Metro Access Transmission Services Corp.	8/24/2017	8/17/2017	\$ 0.83	Jul-17							\$ 5.45
26	MetroPCS California, LLC	8/24/2017	8/14/2017	\$ 49.75	Jul-17							\$ 0.23
27	New Cingular Wireless PCS LLC	8/24/2017	8/17/2017	\$ 3,349.75	Jul-17							\$ -
28	OnStar LLC	8/24/2017	8/16/2017	\$ 12.61	Jul-17							\$ 1.04
29	Pacific Bell Telephone Company, AT&T	8/24/2017	8/17/2017	\$ 5.45	Jul-17							\$ 17.53
30	PNG Telecommunications Inc	8/24/2017	8/17/2017	\$ 5.45	Jul-17							\$ 1,344.33
31	Southern California Edison	8/24/2017	8/10/2017	\$ 0.23	Jul-17							\$ 9.03
32	Spok, Inc.	N/A	8/7/2017	\$ -	Jul-17							\$ -
33	Sprint Communications	8/24/2017	8/17/2017	\$ 1.04	Jul-17							\$ 1.04
34	Sprint Spectrum LP	8/24/2017	8/17/2017	\$ 17.53	Jul-17							\$ 17.53
35	Sprint Telephony PCS, LP - CA Prepaid Wireless MTS Surcharge	8/24/2017	8/17/2017	\$ 1,344.33	Jul-17							\$ 1,344.33
36	Sprint Telephony PCS, LP - Wireless Post Paid	8/24/2017	8/17/2017	\$ 1,344.33	Jul-17							\$ 9.03
37	Star2Star Communications	8/24/2017	8/18/2017	\$ 9.03	Jul-17							\$ 1,107.53
38	The Gas Company	8/24/2017	8/14/2017	\$ 1,107.53	Jul-17							\$ 1,534.86
39	T-Mobile West	8/24/2017	8/14/2017	\$ 1,107.53	Jul-17							\$ 33.59
40	Time Warner Cable Info Services (CA) LLC	8/24/2017	8/16/2017	\$ 1,534.86	Jul-17							\$ 96.32
41	Time Warner Cable Business LLC	8/24/2017	8/16/2017	\$ 33.59	Jul-17							\$ -
42	TWC Digital Phone LLC	8/24/2017	8/16/2017	\$ 33.59	Jul-17							\$ -
43	U.S. TelePacific Communications	8/24/2017	8/18/2017	\$ 96.32	Jul-17							\$ -
44	Utility Telephone, Inc.											\$ -
45	Verizon California Inc.											\$ -
46	Verizon Long Distance, LLC	N/A	8/13/2017	\$ -	Jul-17							\$ -
47	Vonage American c/o Avalara, Inc.	8/24/2017	8/11/2017	\$ 54.68	Jul-17							\$ 54.68
48	Vonage Business Solutions, Inc. c/o Avalara, Inc.	8/24/2017	8/11/2017	\$ 7.26	Jul-17							\$ 7.26
49	Virgin Mobile USA, LP	8/24/2017	8/17/2017	\$ 122.53	Jul-17							\$ 122.53
50	Vonage Business Solutions, Inc. c/o Etax Services, Inc.											\$ -
51	Xoom Energy California, LLC	N/A	8/21/2017	\$ -	Jul-17	\$ -						\$ -
				68,900.58		0.00	0.00	3,148.03	23,732.20	25,692.95	-	16,327.40
								0.05	0.34	0.37	0.00	0.24
												68,900.58

## 2017 Expense Reports

	January	February	March	April	May	June	July	August	September	October	November	December
<b>Randall Bonner</b>												
Internet			\$ 20.00	\$ 20.00	\$ 20.00	\$ 20.00						
Cell Phone			\$ 60.00	\$ 60.00	\$ 60.00	\$ 60.00						
Travel			\$ 19.26	\$ -	\$ -	\$ 103.74						
<b>Total</b>	\$ -	\$ -	\$ 99.26	\$ 80.00	\$ 80.00	\$ 183.74	\$ -	\$ -	\$ -	\$ -	\$ -	\$ -
<b>Jordan Ehrenkranz</b>												
Internet												
Cell Phone												
Travel												
<b>Total</b>	\$ -	\$ -	\$ -	\$ -	\$ -	\$ -	\$ -	\$ -	\$ -	\$ -	\$ -	\$ -
<b>Larry Greene</b>												
Internet												
Cell Phone												
Travel												
<b>Total</b>	\$ -	\$ -	\$ -	\$ -	\$ -	\$ -	\$ -	\$ -	\$ -	\$ -	\$ -	\$ -
<b>Dawn Haggerty</b>												
Internet												
Cell Phone												
Travel												
<b>Total</b>	\$ -	\$ -	\$ -	\$ -	\$ -	\$ -	\$ -	\$ -	\$ -	\$ -	\$ -	\$ -
<b>Vicki Warren</b>												
Internet												
Cell Phone												
Travel												
<b>Total</b>	\$ -	\$ -	\$ -	\$ -	\$ -	\$ -	\$ -	\$ -	\$ -	\$ -	\$ -	\$ -





**City of Canyon Lake  
City Council  
Staff Report**

**TO:** Honorable Mayor and Members of the City Council

**FROM:** Aaron Palmer, City Manager

**DATE:** September 6, 2017

**SUBJECT:** Discussion and Possible Direction Regarding Changing City Hall's Operating Hours

---

---

**Recommendation**

Discussion and Possible Direction Regarding Changing City Hall's Operating Hours.

**Background**

At the July 12, 2017 City Council meeting, the City Council discussed changing City Hall Hours from four days to five days a week. The City Council requested staff to bring to the Council staffing and utility costs associated with being open an additional day per week.

At the August 2, 2017 City Council meeting, the City Council requested more information. They asked for a six-month analysis of what overtime/comp time was incurred by non-exempt employees and compare that to what, if any, savings could be had by the City if the City was open five days a week.

**Budget (or Fiscal) Impact**

The Finance Director has determined total payroll to increase by \$4,952.53. He was able to estimate an increase to utilities between \$1,500 and \$3,000. Also, overtime will increase by one half hour once a month. Currently, typically on City Council meeting days, non-exempt employees will start overtime at 5:30 pm. If the City goes to a 5 day a week operation, non-exempt employees will start overtime after 5:00 pm. Therefore, overtime or comp time, when necessary, will increase by 30 minutes during a 5 day a week operation.

The Finance Director provided the following analysis:  
 January 2017 – June 2017 Overtime Analysis

City of Canyon Lake				
Overtime Hours				
Office Specialist				
Day	Date	Actual Overtime Hours	Event	Estimated if 5 Days/Wk Overtime Hours
Wednesday	01/04/17	2.00	Council Meeting day	2.50
Wednesday	02/01/17	2.00	Council Meeting day	2.50
Wednesday	03/01/17	2.50	Council Meeting day	3.00
Wednesday	04/05/17	2.50	Council Meeting day	3.00
Tuesday	04/18/17	1.50	Special meeting on 4/20	1.50
Wednesday	04/26/17	4.00	Special Meeting	4.50
Wednesday	05/17/17	2.50		2.50
Thursday	06/01/17	4.00	Special Meeting	4.50
Friday	06/02/17	6.00		-
Tuesday	06/06/17	3.00		3.00
Monday	06/19/17	1.00	Special Meeting on 6/20	1.00
		31.00		28.00

Analysis based on the four-day workweek with 1 hour of overtime from 5:30 to 6:30 and 2 hours for the Council Meeting and 1.5 hours for Agenda preparation. The five-day work week assumed 1.5 hours of overtime from 5:00 to 6:30 and 2 hours for the Council Meeting, with no overtime for the Agenda Preparation. The overtime rate was based on the Deputy City Clerk position.

Overtime Comparison					
Four Day Workweek					
	Hours	Rate	Pay	# Months	Annual
Council Meetings	3.00	\$ 31.50	\$ 94.50		
Agenda Preparation	1.50	31.50	47.25		
	4.50		141.75	12	1,701.00
					\$ 1,134.00
Five Day Workweek					
	Hours	Rate	Pay	# Months	Annual
Council Meetings	3.50	\$ 31.50	\$ 110.25		
Agenda Preparation	-	31.50	-		
	3.50		110.25	12	1,323.00

**Attachments**

None