

**AGENDA
ADMINISTRATION AND FINANCE COMMITTEE**

**John Zaitz
Tim Brown**

**May 3, 2016
8:00 a.m.**

**Canyon Lake Council Chambers
31516 Railroad Canyon Road
Canyon Lake, CA 92587**

1. Call to Order
2. Pledge of Allegiance
3. Roll Call
4. Public Comments
5. Update By Charles Abbot Associates
6. Accept Meeting Minutes
 - 6.1 March 1, 2016
 - 6.2 April 5, 2016
7. Review of May 4, 2016 City Council Meeting Agenda – Recommendations to Council
 - a. Claims and Demands
 - b. Credit Card Review
8. January and February Financial Statements
9. Investment Report
10. Update Regarding Utility Users Tax Collected to Date
11. Committee Member Comments
12. Staff Comments
13. Adjournment

Next Meeting Date: May 31, 2016

MINUTES
REGULAR MEETING OF THE CANYON LAKE
ADMINISTRATION AND FINANCE COMMITTEE
Tuesday, March 1, 2016

City Council Chambers
31516 Railroad Canyon Road
Canyon Lake, CA 92587

1. Call to Order

The meeting was called to order at 8:00 a.m.

2. Pledge of Allegiance

Chairman Zaitz led the flag salute.

3. Roll Call

Present: Chairman Zaitz and Committee Member Brown were present.

4. Public Comments

This item was addressed.

5. Accept Meeting Minutes

5.1 Meeting Minutes February 2, 2016

Meeting Minutes were accepted.

6. Review of February 3, 2016 City Council Meeting Agenda – Recommendation to Council

a. Claims and Demands

This item was addressed.

b. Credit Card Review

This item was addressed.

7. Investment Report

This item was addressed.

8. Update Regarding Utility Users Tax Collected to Date

This item was addressed.

9. Discussion Period with New Public Works, Engineering, Building, and Planning Consultant Firm

This item was addressed directly after Public Comments.

10. Committee Member Comments

This item was addressed.

11. Staff Comments

This item was addressed.

12. Adjournment

The meeting was adjourned at 9:00 a.m.

Respectfully Submitted,

Ariel M Hall
City Clerk

MINUTES
REGULAR MEETING OF THE CANYON LAKE
Administration And Finance Committee
Tuesday, April 5, 2016

City Council Chambers
31516 Railroad Canyon Road
Canyon Lake, CA 92587

THIS MEETING WAS CANCELLED DUE TO LACK OF QUORUM.

Respectfully Submitted,

Ariel M Hall
City Clerk

City of Canyon Lake
City Council
Staff Report

TO: Mayor and City Council
FROM: Michelle Gomez, Accountant
DATE: April 6, 2016
SUBJECT: List of Demands

Recommendation:

That the City Council adopts a resolution entitled: RESOLUTION NO. 2016-10

A RESOLUTION OF THE CITY COUNCIL OF THE
CITY OF CANYON LAKE ALLOWING CERTAIN
CLAIMS AND DEMANDS AS SET FORTH IN EXHIBIT A

Background:

All claims and demands are reported and summarized for review and approval by the City Council on a routine basis at each City Council meeting. The attached claims represent the paid claims and demands since the City Council meeting of March 2, 2016.

Budget (or Fiscal) Impact:

All claims and demands are paid from appropriated funds or authorized resources of the City and have been recorded in accordance with the City's policies.

Attachments:

Resolution
List of Demands

RESOLUTION NO. 2016-10

A RESOLUTION OF THE CITY COUNCIL OF THE CITY OF CANYON LAKE, CALIFORNIA, ALLOWING CERTAIN CLAIMS AND DEMANDS AS SET FORTH IN EXHIBIT A

The City Council of the City of Canyon Lake does hereby resolve as follows:

Demands are approved as shown on the Demand\Warrant Register of April 6th, in the amount of \$376,199.95 as follows:

Payroll Earnings (Gross)	\$	39,478.72	(2nd Half of February & 1st Half of March)
Payroll Taxes - Employer	\$	1,466.54	(2nd Half of February & 1st Half of March)
On-line Retirement		5,332.82	(2nd Half of February & all of March)
On-line Health		126.03	(For the Month of March)
General		329,795.84	
TOTAL	\$	<u>376,199.95</u>	

PASSED, APPROVED AND ADOPTED this 6th day of April 2016.

Mayor, Timothy Brown

ATTEST:

Ariel M. Hall, City Clerk

City of Canyon Lake
Check/Voucher Register - Council Report - Expenditures
From 3/1/2016 Through 3/31/2016

Check Num...	Matching Docum... Date	Vendor Name	Transaction Description	Check Amount	Fund Code	Fund Short Title
22261	3/3/2016	C.L.CHAMBER OF COMMERCE	2016 Camber Installation & Award Gala Tickets	180.00	10	GENERAL
Total 22261	3/3/2016			180.00		
22262	3/16/2016	A Perfect View Construction	March 2016 Claims & Demands	11.00	10	GENERAL
Total 22262	3/16/2016			11.00		
22263	3/16/2016	Aaron Palmer	WORK FOR TRANSITION TO PERMANENT CITY MANAGER	2,968.75	10	GENERAL
Total 22263	3/16/2016			2,968.75		
22264	3/16/2016	AMERICAN FORENSIC NURSES LLC	BLOOD DRAW FEB 2016	80.00	10	GENERAL
Total 22264	3/16/2016			80.00		
22265	3/16/2016	BACKFLOW CERTIFICATION	TESTED BACKFLOW DEVICE	40.00	10	GENERAL
Total 22265	3/16/2016			40.00		
22266	3/16/2016	BIO-TOX LABORATORIES	BLOOD AND ALCOHOL TEST	35.00	10	GENERAL
Total 22266	3/16/2016			35.00		
22267	3/24/2016	CHARLES ABBOTT ASSOCIATES, INC.	ENGINEER SERVICE FEB 2016	2,970.00	10	GENERAL
22267	3/16/2016	CHARLES ABBOTT ASSOCIATES, INC.	ENVIRONMENTAL CONSULTANT	290.00	10	GENERAL
Total 22267	3/24/2016			3,260.00		

City of Canyon Lake
Check/Voucher Register - Council Report - Expenditures
From 3/1/2016 Through 3/31/2016

Check Num...	Matching Docum... Date	Vendor Name	Transaction Description	Check Amount	Fund Code	Fund Short Title
22268	3/16/2016	Control Pump	MAINT LANDSCAPE PUMP STATION	750.00	20	GAS TAX
Total 22268	3/16/2016			750.00		
22269	3/16/2016	Corelogic Information Solutions, INC.	PROPERTY DETAIL RPT/FORECLOSURE	7.00	10	GENERAL
Total 22269	3/16/2016			7.00		
22270	3/16/2016	Cota Cole LLP	ATTORNEY SERVICES FEB 2016	9,202.50	10	GENERAL
Total 22270	3/16/2016			9,202.50		
22271	3/24/2016	CR&R	REFUSE FY 15/16	16,360.63	50	AGENCY
Total 22271	3/24/2016			16,360.63		
22272	3/16/2016	CTAI PACIFIC GREENSCAPE	LANDSCAPING MAINT FEB 2016	5,200.00	20	GAS TAX
Total 22272	3/16/2016			5,200.00		
22273	3/16/2016	Department of Justice Accounting Office	FINGERPRINT FEB 2016	256.00	10	GENERAL
Total 22273	3/16/2016			256.00		
22274	3/16/2016	Eagle Graphic Creations Inc.	NAME PLATE FOR MEETINGS	153.58	10	GENERAL
Total 22274	3/16/2016			153.58		
22275	3/16/2016	Emergency Communications Network West, LLC	CODE RED 3/2016 - 3/2017	7,500.00	10	GENERAL

City of Canyon Lake
Check/Voucher Register - Council Report - Expenditures
From 3/1/2016 Through 3/31/2016

Check Numb...	Matching Docum... Date	Vendor Name	Transaction Description	Check Amount	Fund Code	Fund Short Title
Total 22275	3/16/2016			7,500.00		
22276	3/24/2016	ELSINORE VALLEY MUNI WATER DIS	BILLING PERIOD 1/21/16 - 2/22/16	118.32	10	GENERAL
22276	3/24/2016	ELSINORE VALLEY MUNI WATER DIS	BILLING PERIOD 1/22/16 - 2/23/16	248.45	10	GENERAL
22276	3/24/2016	ELSINORE VALLEY MUNI WATER DIS	BILLING PERIOD 1/22/16 - 2/23/16	330.96	20	GAS TAX
Total 22276	3/24/2016			697.73		
22277	3/16/2016	Executive Cleaning Services, LLC	CLEANING SERVICES MARCH 2016	925.00	10	GENERAL
Total 22277	3/16/2016			925.00		
22278	3/16/2016	GOLDING PUBLICATIONS	BJNSINESS LICENSE CARD	48.60	10	GENERAL
Total 22278	3/16/2016			48.60		
22279	3/24/2016	MIG / HOGLE-IRELAND	PLANNING SERVICES FEB 2016	1,585.00	10	GENERAL
Total 22279	3/24/2016			1,585.00		
22280	3/16/2016	NEXTEL COMMUNICATIONS	CELL PHONE FEB 2016	208.94	10	GENERAL
Total 22280	3/16/2016			208.94		
22281	3/24/2016	Rogers, Anderson, Malody & Scott, LLP	ACCOUNTING SERVICES JAN 2016	6,500.00	10	GENERAL
Total 22281	3/24/2016			6,500.00		
22282	3/16/2016	JOHN REGUS	APRIL SMALL CONFERENCE ROOM	250.00	10	GENERAL

City of Canyon Lake
Check/Voucher Register - Council Report - Expenditures
From 3/1/2016 Through 3/31/2016

Check Num...	Matching Docum... Date	Vendor Name	Transaction Description	Check Amount	Fund Code	Fund Short Title
Total 22282	3/16/2016			250.00		
22283	3/16/2016	JOHN REGUS	LIBRARY LEASE MAY 2016	983.45	10	GENERAL
Total 22283	3/16/2016			983.45		
22284	3/24/2016	County Executive Office	SOUTHWEST COMMUNITIES FINANCING AUTHORITY	1,343.49	10	GENERAL
Total 22284	3/24/2016			1,343.49		
22285	3/16/2016	RIV. CO. SHERIFF'S DEPT., Acctg & Fin	LAW ENFORCEMENT CONTRACT JAN 2016	105,286.12	10	GENERAL
Total 22285	3/16/2016			105,286.12		
22286	3/24/2016	COUNTY OF RIVERSIDE-TLMA	FEB SLF COSTS FY16	2,532.11	20	GAS TAX
Total 22286	3/24/2016			2,532.11		
22287	3/24/2016	SOUTHERN CALIFORNIA EDISON	BILLING PEIROD 2/9/16 - 3/10/16	226.37	20	GAS TAX
22287	3/16/2016	SOUTHERN CALIFORNIA EDISON	BILLING PERIOD 1/23 - 2/23	102.48	20	GAS TAX
22287	3/16/2016	SOUTHERN CALIFORNIA EDISON	BILLING PERIOD 1/29 - 3/1	462.87	20	GAS TAX
Total 22287	3/24/2016			791.72		
22288	3/24/2016	Sparkletts	WATER SERVICE FEB 2016	22.42	10	GENERAL
Total 22288	3/24/2016			22.42		
22289	3/16/2016	STAPLES	OFFICE SUPPLIES	215.72	10	GENERAL

City of Canyon Lake
Check/Voucher Register - Council Report - Expenditures
From 3/1/2016 Through 3/31/2016

Check Num...	Matching Docum... Date	Vendor Name	Transaction Description	Check Amount	Fund Code	Fund Short Title
Total 22289	3/16/2016			215.72		
22290	3/16/2016	STATE COMP. INS. FUND	WORKERS COMP APRIL 2016	1,152.75	10	GENERAL
Total 22290	3/16/2016			1,152.75		
22291	3/16/2016	Synoptek	IT CONSULTING MARCH 2016	1,725.00	10	GENERAL
Total 22291	3/16/2016			1,725.00		
22292	3/24/2016	The Gas Company	BILLING PERIOD 2/2/16 - 3/3/16	77.87	10	GENERAL
Total 22292	3/24/2016			77.87		
22293	3/24/2016	Tyco Integrated Security LLC	ALARM SYSTEM 4/1/16 - 6/30/16	168.39	10	GENERAL
Total 22293	3/24/2016			168.39		
22294	3/24/2016	Verizon Wireless	IPADS 03/4 - 4/3	239.10	10	GENERAL
Total 22294	3/24/2016			239.10		
22295	3/16/2016	XEROX	COPIER MAINT AND MONTHLY CHARGES FEB 2016	827.61	10	GENERAL
Total 22295	3/16/2016			827.61		
22296	3/31/2016	AMIN MOSTAFAVI	REFUND OF DEVELOPER DEPOSIT - 22710 CANYON LAKE DR SOUTH	750.00	10	GENERAL
Total 22296	3/31/2016			750.00		

City of Canyon Lake
Check/Voucher Register - Council Report - Expenditures
From 3/1/2016 Through 3/31/2016

Check Num...	Matching Docum... Date	Vendor Name	Transaction Description	Check Amount	Fund Code	Fund Short Title
22297	3/31/2016	ANIMAL FRIENDS OF THE VALLEYS	ANIMAL CONTROL SERVICES JAN 2016	3,500.00	10	GENERAL
Total 22297	3/31/2016			3,500.00		
22298	3/31/2016	ANNA HILL	REFUND OF DEVELOPER DEPOSIT - 22110 LOCH LOMOND	750.00	10	GENERAL
Total 22298	3/31/2016			750.00		
22299	3/31/2016	BARRY E. REHM	REFUND OF DEVELOPER DEPOSIT - 30104 LITTLE HARBOR DR	700.00	10	GENERAL
Total 22299	3/31/2016			700.00		
22300	3/31/2016	BIO-TOX LABORATORIES	BLOOD AND ALCOHOL TEST	703.00	10	GENERAL
22300	3/31/2016	BIO-TOX LABORATORIES	URINE TEST	41.70	10	GENERAL
Total 22300	3/31/2016			744.70		
22301	3/31/2016	CHRIS POLAND	REFUND OF DEVELOPER DEPOSIT - 30688 SPYGLASS WAY	700.00	10	GENERAL
Total 22301	3/31/2016			700.00		
22302	3/31/2016	CALIFORNIA SCHOOL BOARDS ASSOCIATION	GASB 45	1,500.00	10	GENERAL
Total 22302	3/31/2016			1,500.00		
22303	3/31/2016	DANNY EWING	REFUND OF DEVELOPER DEPOSIT - 22254 LOCH LOMOND	700.00	10	GENERAL

City of Canyon Lake
Check/Voucher Register - Council Report - Expenditures
From 3/1/2016 Through 3/31/2016

Check Numb...	Matching Docum... Date	Vendor Name	Transaction Description	Check Amount	Fund Code	Fund Short Title
Total 22303	3/31/2016			700.00		
22304	3/31/2016	DATA TICKET	CITATION FEB 2016	100.00	10	GENERAL
22304	3/31/2016	DATA TICKET	CITATION PROCESSING FEB 2016	100.00	10	GENERAL
Total 22304	3/31/2016			200.00		
22305	3/31/2016	DELBERT O DICK	REFUND OF DEVELOPER DEPOSIT - 22501 CASCADE DR	350.00	10	GENERAL
22305	3/31/2016	DELBERT O DICK	REFUND OF DEVELOPER DEPOSIT - 22501 CASCADE DRIVE	250.00	10	GENERAL
Total 22305	3/31/2016			600.00		
22306	3/31/2016	Jordan Ehrenkranz	INTERNET EXP REIMBURSEMENT	200.00	10	GENERAL
Total 22306	3/31/2016			200.00		
22307	3/31/2016	FRIDAY FLYER	SPECIAL ENFORCEMENT OFFICER AD	145.00	10	GENERAL
Total 22307	3/31/2016			145.00		
22308	3/31/2016	GREG GALLAGHER	REFUND OF DEVELOPER DEPOSIT - 30235 LONGHORN DRIVE	750.00	10	GENERAL
Total 22308	3/31/2016			750.00		
22309	3/31/2016	JENSEN CONSTRUCTION	REFUND OF DEVELOPER DEPOSIT - 21646 APPALOOSA CT	850.00	10	GENERAL
Total 22309	3/31/2016			850.00		

City of Canyon Lake
Check/Voucher Register - Council Report - Expenditures
From 3/1/2016 Through 3/31/2016

Check Num...	Matching Docum... Date	Vendor Name	Transaction Description	Check Amount	Fund Code	Fund Short Title
22310	3/31/2016	League of California Cities	DIVISION MEETING JOHN, GUEST, DAWN, TIME, AARON	175.00	10	GENERAL
Total 22310	3/31/2016			175.00		
22311	3/31/2016	Regional Conservation Authority	MSHCP FEE MARCH 2016	3,918.00	50	AGENCY
Total 22311	3/31/2016			3,918.00		
22312	3/31/2016	RIV. CO. SHERIFF'S DEPT., Acctg & Fin	LAW ENFORCEMENT FEB 2016	106,823.73	10	GENERAL
Total 22312	3/31/2016			106,823.73		
22313	3/31/2016	KIRSTEN ROWE	LIBILITY INSURANCE FOR NOTARY PULIC	99.00	10	GENERAL
Total 22313	3/31/2016			99.00		
22314	3/31/2016	SAFAI CORPORATION	REFUND OF DEVELOPER DEPOSIT - 23070 GIANT FIR PLACE	850.00	10	GENERAL
22314	3/31/2016	SAFAI CORPORATION	REFUND OF DEVELOPER DEPOSIT - 23501 SCHOONER DR.	700.00	10	GENERAL
Total 22314	3/31/2016			1,550.00		
22315	3/31/2016	SOUTHERN CALIFORNIA EDISON	BILLING PERIOD 2/22 - 3/22	25.43	10	GENERAL
22315	3/31/2016	SOUTHERN CALIFORNIA EDISON	BILLING PERIOD 2/16 - 3/16	1,082.75	10	GENERAL
22315	3/31/2016	SOUTHERN CALIFORNIA EDISON	BILLING PERIOD 2/16 - 3/16	197.24	20	GAS TAX
22315	3/31/2016	SOUTHERN CALIFORNIA EDISON	BILLING PERIOD 2/23 - 3/23	95.40	20	GAS TAX
22315	3/31/2016	SOUTHERN CALIFORNIA EDISON	BILLING PERIOD 1/22 - 2/22	17.17	20	GAS TAX

City of Canyon Lake
Check/Voucher Register - Council Report - Expenditures
From 3/1/2016 Through 3/31/2016

Check Numb...	Matching Docum... Date	Vendor Name	Transaction Description	Check Amount	Fund Code	Fund Short Title
Total 22315	3/31/2016			1,417.99		
22316	3/31/2016	Special District Risk Management Authority	DENTAL AND VISION INS APRIL 2016	489.71	10	GENERAL
Total 22316	3/31/2016			489.71		
22317	3/31/2016	STAPLES	OFFICE SUPPLIES	1,125.00	10	GENERAL
Total 22317	3/31/2016			1,125.00		
22318	3/31/2016	TelePacific Communications	BILLING PERIOD 3/16 - 4/15	491.56	10	GENERAL
Total 22318	3/31/2016			491.56		
22319	3/31/2016	U. S. Bank	ANNUAL MEMBERSHIP ICMA, POSTAGE, OFFICE SUPPLIES	1,772.48	10	GENERAL
Total 22319	3/31/2016			1,772.48		
22320	3/31/2016	VERIZON CALIFORNIA	BILLING PERIOD 2/10 - 3/9	41.53	10	GENERAL
Total 22320	3/31/2016			41.53		
22321	3/31/2016	VERIZON CALIFORNIA	BILLING PERIOD MARCH 10 - APRIL 9 FIOS	144.99	10	GENERAL
Total 22321	3/31/2016			144.99		
22322	3/31/2016	VERIZON CALIFORNIA	BILLING PERIOD 3/10 - 4/9	82.05	10	GENERAL
Total 22322	3/31/2016			82.05		

City of Canyon Lake
Check/Voucher Register - Council Report - Expenditures
From 3/1/2016 Through 3/31/2016

Check Numb...	Matching Docum... Date	Vendor Name	Transaction Description	Check Amount	Fund Code	Fund Short Title
22323	3/31/2016	VERIZON CALIFORNIA	BILLING PERIOD MARCH 13- APRIL 12	222.83	10	GENERAL
Total 22323	3/31/2016			222.83		
22324	3/31/2016	VERIZON CALIFORNIA	BILLING PERIOD MARCH 13-APRIL 12	124.02	10	GENERAL
Total 22324	3/31/2016			124.02		
22325	3/31/2016	Willdan	BUILDING & SAFETY JAN 2016	18,521.62	10	GENERAL
Total 22325	3/31/2016			18,521.62		
22326	3/31/2016	WRCOG	TUMF FEES MARCH 2016	8,874.00	50	AGENCY
Total 22326	3/31/2016			8,874.00		
22327	3/31/2016	JOHN ZAITZ	INTERNET, PHONE & MILEAGE FEB & MARCH 2016	247.15	10	GENERAL
Total 22327	3/31/2016			247.15		
Report Total				329,795.84		

City of Canyon Lake
Invoices Selected for Payment - COUNCIL CHECK REPORT

Vendor ID	Invoice Description	Cash Required
AMIN MOSTAFAVI	REFUND OF DEVELOPER DEPOSIT - 22710 CANYON LAKE DR SOUTH	750.00
ANIMAL FRIENDS	ANIMAL CONTROL SERVICES JAN 2016	3,500.00
ANNA HILL	REFUND OF DEVELOPER DEPOSIT - 22110 LOCH LOMOND	750.00
BARRY E. REHM	REFUND OF DEVELOPER DEPOSIT - 30104 LITTLE HARBOR DR	700.00
BIO-TOX	BLOOD AND ALCOHOL TEST	703.00
	URINE TEST	41.70
CHRIS POLAND	REFUND OF DEVELOPER DEPOSIT - 30688 SPYGLASS WAY	700.00
CSBA	GASB 45	1,500.00
DANNY EWING	REFUND OF DEVELOPER DEPOSIT - 22254 LOCH LOMOND	700.00
DATA TICKET	CITATION FEB 2016	100.00
	CITATION PROCESSING FEB 2016	100.00
DELBERT O DICK	REFUND OF DEVELOPER DEPOSIT - 22501 CASCADE DR	350.00
	REFUND OF DEVELOPER DEPOSIT - 22501 CASCADE DRIVE	250.00
Ehrenkranz	INTERNET EXP REIMBURSEMENT	200.00
FRIDAY FLYER	SPECIAL ENFORCEMENT OFFICER AD	145.00
GREG GALLAGHER	REFUND OF DEVELOPER DEPOSIT - 30235 LONGHORN DRIVE	750.00
JENSEN CONSTRUCTION	REFUND OF DEVELOPER DEPOSIT - 21646 APPALOOSA CT	850.00
LCC	DIVISION MEETING JOHN, GUEST, DAWN, TIME, AARON	175.00
RCA	MSHCP FEE MARCH 2016	3,918.00
Riv Co Sheriff Acctg	LAW ENFORCEMENT FEB 2016	106,823.73
ROWEKIRSTEN	LIBILITY INSURANCE FOR NOTARY PULIC	99.00
SAFAI CORPORATION	REFUND OF DEVELOPER DEPOSIT - 23070 GIANT FIR PLACE	850.00
	REFUND OF DEVELOPER DEPOSIT - 23501 SCHOONER DR.	700.00
SCE	BILLING PERIOD 1/22 - 2/22	17.17
	BILLING PERIOD 2/16 - 3/16	855.22
	BILLING PERIOD 2/16 - 3/16	227.53
	BILLING PERIOD 2/16 - 3/16	197.24
	BILLING PERIOD 2/22 - 3/22	25.43
	BILLING PERIOD 2/23 - 3/23	95.40
SDRMA	DENTAL AND VISION INS APRIL 2016	489.71
STAPLES	OFFICE SUPPLIES	634.92
	OFFICE SUPPLIES	300.93

Date: 3/31/16
10:45:28 AM

City of Canyon Lake
Invoices Selected for Payment - COUNCIL CHECK REPORT

Vendor ID	Invoice Description	Cash Required
A Perfect View Construction	March 2016 Claims & Demands	11.00
Aaron Palmer	WORK FOR TRANSITION TO PERMANENT CITY MANAGER	2,968.75
AMERICAN FORENSIC	BLOOD DRAW FEB 2016	80.00
BACKFLOW CERT	TESTED BACKFLOW DEVICE	40.00
BIO-TOX	BLOOD AND ALCOHOL TEST	35.00
CHARLES ABBOTT	ENGINEER SERVICE FEB 2016	2,970.00
	ENVIRONMENTAL CONSULTANT	290.00
Control Pump	MAINT LANDSCAPE PUMP STATION	750.00
Corelogic	PROPERTY DETAIL RPT/FORECLOSURE	7.00
Cota Cole	ATTORNEY SERVICES FEB 2016	9,202.50
CR&R	REFUSE FY 15/16	13,819.68
	REFUSE FY 15/16	2,540.95
CTAI PACIFIC GREENSCAP	LANDSCAPING MAINT FEB 2016	5,200.00
Department of Justice	FINGERPRINT FEB 2016	256.00
Eagle	NAME PLATE FOR MEETINGS	153.58
Emergency Comm	CODE RED 3/2016 - 3/2017	7,500.00
EVMWD	BILLING PERIOD 1/21/16 - 2/22/16	118.32
	BILLING PERIOD 1/22/16 - 2/23/16	330.96
	BILLING PERIOD 1/22/16 - 2/23/16	248.45
Executive Cleaning Services, LLC	CLEANING SERVICES MARCH 2016	925.00
GOLDING	BUSINESS LICENSE CARD	48.60
HOGLE-IRELAND	PLANNING SERVICES FEB 2016	1,585.00
NEXTEL	CELL PHONE FEB 2016	208.94
RAMS	ACCOUNTING SERVICES JAN 2016	6,500.00
REGUS	APRIL SMALL CONFERENCE ROOM	250.00
	LIBRARY LEASE MAY 2016	983.45
riv Co Exec	SOUTHWEST COMMUNITIES FINANCING AUTHORITY	1,343.49
Riv Co Sheriff Acctg	LAW ENFORCEMENT CONTRACT JAN 2016	105,286.12
Riv Co TLMA	FEB SLF COSTS FY16	2,532.11
SCE	BILLING PEIROD 2/9/16 - 3/10/16	226.37
	BILLING PERIOD 1/23 - 2/23	102.48
	BILLING PERIOD 1/29 - 3/1	462.87
Sparkletts	WATER SERVICE FEB 2016	22.42
STAPLES	OFFICE SUPPLIES	215.72
STATE FUND	WORKERS COMP APRIL 2016	1,152.75
Synoptek	IT CONSULTING MARCH 2016	1,725.00
The Gas Co	BILLING PERIOD 2/2/16 - 3/3/16	77.87
TYCO - ADT	ALARM SYSTEM 4/1/16 - 6/30/16	168.39
VerizonW	IPADS 03/4 - 4/3	239.10

Date: 3/24/16
06:02:04 PM

City of Canyon Lake
Invoices Selected for Payment - COUNCIL CHECK REPORT

<u>Vendor ID</u>	<u>Invoice Description</u>	<u>Cash Required</u>
XEROX	COPIER MAINT AND MONTHLY CHARGES FEB 2016	<u>827.61</u>
Report Total		<u>171,405.48</u>

City of Canyon Lake
Check/Voucher Register - Council Report - Expenditures
From 3/3/2016 Through 3/3/2016

Check Numb...	Matching Docum... Date	Vendor Name	Transaction Description	Check Amount	Fund Code	Fund Short Title
22261	3/3/2016	C.L.CHAMBER OF COMMERCE	2016 Camber Installation & Award Gala Tickets	180.00	10	GENERAL
Total 22261	3/3/2016			180.00		
Report Total				180.00		

RECEIVED

MAR 14 2016

Invoice

BY: *Rm*



MOORE IACOFANO GOLTSMAN, INC.

City of Canyon Lake
31516 Railroad Canyon #101
Canyon Lake, CA 92587

March 10, 2016
Project No: 11815.00
Invoice No: 0043405

Project 11815.00 Staffing Services, Canyon Lake

Professional Services from February 1, 2016 to February 29, 2016

Phase	004	Project Billable	Hours	Rate	Amount
Professional Personnel					
Project Associate					
Alvarez, David			1.50	100.00	150.00
Totals			1.50		150.00
Total Labor					150.00
Total this Phase					\$150.00

Phase	005	Non-project Billable 2015-2016	Hours	Rate	Amount
Professional Personnel					
Project Associate					
Brady, Russell			1.00	110.00	110.00
Project Associate					
Alvarez, David			13.25	100.00	1,325.00
Totals			14.25		1,435.00
Total Labor					1,435.00
Total this Phase					\$1,435.00
Total this Invoice					\$1,585.00

*Copies for City Council
as directed by
the Finance Committee*

Remit

To: 2401 E. Katella Avenue, Suite 300
Anaheim, CA 92806-6073

Invoice No.: 002-16374

Date: 15-Mar-2016

To: City of Canyon Lake
Finance Department
31516 Railroad Canyon Road
Canyon Lake, CA 92587

Project No.: 101718

BUILDING and SAFETY SERVICES - January 2016

Total Revenue for 07/01/15 to 01/31/16 = \$109,541.01

Total Charges for 07/01/15 to 01/31/16 = \$82,155.77

Total Fees collected 01/01/16 to 01/31/16 = \$24,695.49

\$24,695.49 X 75% = \$18,521.62

*Copies for City Council
as directed by
the Finance Committee*

TOTAL AMOUNT DUE THIS INVOICE: \$18,521.62

10-360-6610



[Home](#) [Profile](#) [Reporting](#) [Person Information](#) [Education](#) [Other Organizations](#)

[Manage Reports](#) [Billing and Payments](#) [Payroll Schedule](#) [Member Requests](#) [Health Reconciliation](#)

Common Tasks **Name:** City of Canyon Lake **CalPERS ID:** 3813045770

Menu

[Billing and Payments](#)

[Super Funded Accounts](#)

[Rate Plan Details](#)

[Payment Accounts](#)

Payment Request Acceptance

Your request for payment has been accepted.

- Please print this page for your records.
- If you need to contact us with questions regarding this payment, please have your Payment Confirmation Number for faster access.
- Your payment will be reflected in your CalPERS account once the payment has been received by CalPERS.
- Your payment account may take longer to post, depending upon your Financial Institution. Once your payment is processed, CalPERS will send a confirmation email to the email address in your profile.

Payment Setup Total

Total Payment Amount: \$1,476.18

Payment Summary

Payment Confirmation Number	Payment Authorization Date	Receivable ID	Receivable Description	Payment Method	Payment Account Nickname	Selected Payment Amount
1000674045	03/10/2016	100000014551452	Employer Contribution, Classic, 1684, CalPERS, 2015/2016	EFT - Debit	122234149	\$1,333.42
1000674046	03/10/2016	100000014554330	Employer Contribution, PEPR New, 26189, CalPERS, 2015/2016	EFT - Debit	122234149	\$142.76

© Copyright 2016 CalPERS | [Conditions of Use](#) | [Accessibility](#)

Build: v5 7.0.b Baseline 160218 222004 v5.7 Int 1212 UID: 318

OK to pay 3/21/16
AP



Home Profile Reporting Person Information Education Other Organizations

Manage Reports Billing and Payments Payroll Schedule Member Requests Health Reconciliation

Common Tasks Name: City of Canyon Lake CalPERS ID: 3813045770

Menu

Billing and Payments

Super Funded Accounts

Rate Plan Details

Payment Accounts

Payment Request Acceptance

Your request for payment has been accepted.

- Please print this page for your records.
- If you need to contact us with questions regarding this payment, please have your Payment Confirmation Number for faster access.
- Your payment will be reflected in your CalPERS account once the payment has been received by CalPERS.
- Your payment account may take longer to post, depending upon your Financial Institution. Once your payment is processed, CalPERS will send a confirmation email to the email address in your profile.

OK to pay
AP

Payment Setup Total

Total Payment Amount: \$126.03

Payment Summary

Payment Confirmation Number	Payment Authorization Date	Receivable ID	Receivable Description	Payment Method	Payment Account Nickname	Selected Payment Amount
1000670051	03/02/2016	100000014710796	Employer Billing, Health - Medical	EFT - Debit	122234149	\$126.03



[Home](#) [Profile](#) [Reporting](#) [Person Information](#) [Education](#) [Other Organizations](#)

[Manage Reports](#) [Billing and Payments](#) [Payroll Schedule](#) [Member Requests](#) [Health Reconciliation](#)

Common Tasks **Name:** City of Canyon Lake **CalPERS ID:** 3813045770

Menu **Payment Request Acceptance**

Billing and Payments

[Super Funded Accounts](#)

[Rate Plan Details](#)

[Payment Accounts](#)

Your request for payment has been accepted.

- Please print this page for your records.
- If you need to contact us with questions regarding this payment, please have your Payment Confirmation Number for faster access.
- Your payment will be reflected in your CalPERS account once the payment has been received by CalPERS.
- Your payment account may take longer to post, depending upon your Financial Institution. Once your payment is processed, CalPERS will send a confirmation email to the email address in your profile.

Payment Setup Total
Total Payment Amount: \$1,968.76

Payment Summary

Payment Confirmation Number	Payment Authorization Date	Receivable ID	Receivable Description	Payment Method	Payment Account Nickname	Selected Payment Amount
1000681744	03/31/2016	100000014551452	Employer Contribution, Classic, 1684, CalPERS, 2015/2016	EFT - Debit	122234149	\$1,090.71
1000681745	03/31/2016	100000014554330	Employer Contribution, PEPRA New, 26189, CalPERS, 2015/2016	EFT - Debit	122234149	\$878.05

© Copyright 2016 CalPERS | [Conditions of Use](#) | [Accessibility](#)

Build v5.8 Baylino 160309 192813 v5.8 Int.6300 UID: 318

*O.K. to pay
3/31/16
ff*



Home Profile Reporting Person Information Education Other Organizations

Manage Reports Billing and Payments Payroll Schedule Member Requests Health Reconciliation

Common Tasks Name: City of Canyon Lake CalPERS ID: 3813045770

Menu

Billing and Payments

Super Funded Accounts

Rate Plan Details

Payment Accounts

Payment Request Acceptance

Your request for payment has been accepted.

- Please print this page for your records.
- If you need to contact us with questions regarding this payment, please have your Payment Confirmation Number for faster access.
- Your payment will be reflected in your CalPERS account once the payment has been received by CalPERS.
- Your payment account may take longer to post, depending upon your Financial Institution. Once your payment is processed, CalPERS will send a confirmation email to the email address in your profile.

Payment Setup Total

Total Payment Amount: \$1,887.88

Payment Summary

Payment Confirmation Number	Payment Authorization Date	Receivable ID	Receivable Description	Payment Method	Payment Account Nickname	Selected Payment Amount
1000681717	03/31/2016	100000014551452	Employer Contribution, Classic, 1684, CalPERS, 2015/2016	EFT - Debit	122234149	\$1,032.66
1000681718	03/31/2016	100000014554330	Employer Contribution, PEPPA New, 26189, CalPERS, 2015/2016	EFT - Debit	122234149	\$855.22

*Ok to pay
3/31/16
AJ*

Labor Distribution

City of Canyon Lake
Company (10756)

Check Date: 03/15/2016
Process: 2016031501
Period: 03/01/2016 to 03/15/2016

Department: (30)Special Enforcement Team

Employee	Code	Earnings	Hours	Amount	Deduction	Code	Amount	Taxable	Tax	Code	Amount	Taxable	Amount
Michael S	Reg	Regular	15.00	388.20		CA	California ST	388.20	CA Edu & Ti	CAETT	0.00	388.20	0.39
Emp Id	83					CASDI	CA SDI - Err	388.20	California ST	CASUI	3.49	388.20	20.18
Rate	25.8800					FITW	Federal Incon	388.20	Medicare - E	MED-R	29.44	388.20	Gross
						MED	Medicare	388.20			5.63	388.20	Tot Liab
							Total Deductions	0.00	Total Employer Taxes		38.56	388.20	Net Amt
													26.19
Michael S	Reg	Regular	28.00	784.00		CA	California ST	784.00	CA Edu & Ti	CAETT	9.94	784.00	0.78
Emp Id	70					CASDI	CA SDI - Err	784.00	California ST	CASUI	7.06	784.00	40.77
Rate	28.0000					FITW	Federal Incon	784.00	Medicare - E	MED-R	84.21	784.00	Gross
						MED	Medicare	784.00			11.37	784.00	Tot Liab
							Total Deductions	0.00	Total Employer Taxes		112.58	784.00	Net Amt
													52.92
Michael S	Reg	Regular	8.00	207.04		CA	California ST	207.04	CA Edu & Ti	CAETT	25.00	207.04	0.21
Emp Id	93					CASDI	CA SDI - Err	207.04	California ST	CASUI	1.86	207.04	10.77
Rate	25.8800					FITW	Federal Incon	207.04	Medicare - E	MED-R	111.33	207.04	Gross
						MED	Medicare	207.04			3.00	207.04	Tot Liab
							Total Deductions	0.00	Total Employer Taxes		141.19	207.04	Net Amt
													65.85
Michael S	Reg	Regular	49.50	1332.54		CA	California ST	1332.54	CA Edu & Ti	CAETT	230.56	1332.54	1.33
Emp Id	72					CASDI	CA SDI - Err	1332.54	California ST	CASUI	11.99	1332.54	69.29
Rate	26.9200					FITW	Federal Incon	1332.54	Medicare - E	MED-R	166.50	1332.54	Gross
						MED	Medicare	1332.54			19.32	1332.54	Tot Liab
							Total Deductions	0.00	Total Employer Taxes		428.37	1332.54	Net Amt
													904.17

Department: (30)Special Enforcement Team Total

Code	Earnings	Hours	Amount	Deduction	Code	Amount	Taxable	Tax	Code	Amount	Taxable	Amount
4	Reg	Regular	100.50	2711.78	CA	California ST	2711.78	CA Edu & Ti	CAETT	265.50	2711.78	2.71
1	Reg	Regular	100.50	2711.78	CASDI	CA SDI - Err	2711.78	California ST	CASUI	24.40	2711.78	141.01
1	Sick	Sick	4.50	0.00	FITW	Federal Incon	2711.78	Medicare - E	MED-R	391.48	2711.78	39.31
1	Vac	Vacation	4.50	4356.28	MED	Medicare	2711.78			39.32	2711.78	Net Amt
						Total Deductions	0.00	Total Employer Taxes		770.70	2711.78	183.03

Report Total

Code	Earnings	Hours	Amount	Deduction	Code	Amount	Taxable	Tax	Code	Amount	Taxable	Amount
9	125CO	125 Cash	1768.42	PTAXI Pre-Tax P	CA	California ST	21658.52	CA Edu & Ti	CAETT	1048.74	10579.07	10.58
5	Reg	Regular	309.50	PTXPE Pre-Tax P	CASDI	CA SDI - Err	22568.40	California ST	CASUI	203.09	10579.07	550.11
2	Sick	Sick	4.50	0.00	FITW	Federal Incon	21658.52	Medicare - E	MED-R	2847.26	22568.40	Gross
2	Vac	Vacation	4.50	4356.28	MED	Medicare	22568.40			327.23	22568.40	Tot Liab
						Total Deductions	0.00	Total Employer Taxes		4426.32	22568.40	Net Amt
												17232.20

3/21/16
Date

Amend Gordon
Aaron Palmer City Manager

Labor Distribution

City of Canyon Lake
Company (10756)

Check Date: 02/29/2016
Process: 2016022901
Period: 02/16/2016 to 02/29/2016

Report Total

Employees	13	Code	Earning	Hours	Amount	Deduction	Code	Amount	Code	Tax	Taxable	Code	Amount	Taxable	Code	Amount	Taxable	Code	Amount
Female	7	125CO	125 Cash		1153.19	PTAXF Pre-Tax P.	CA	622.15	CA	California SI	16216.71	CAETT CA Edu & Ti	6290.83	6290.83	6290.83	6.29			
Male	4	Comp	Comp Tin	20.36	425.46	PTXPE Pre-Tax P.	CASDI CA SDI - Err	71.46	CASUI California SI	15410.32	15410.32	MED-R Medicare - E	16910.32	16910.32	245.20	245.20	327.12	Gross	16910.32
		Reg	Regular	254.00	14365.88		FITW Federal Incon			16216.71	16216.71								
		Sick	Sick	5.00	0.00		MED Medicare			16910.32	16910.32								
		Vac	Vacation	45.99	965.79														
Total Earnings				325.25	16910.32	Total Deductions		693.61	Total Employee Taxes				3151.01	Total Employer Taxes					578.61

Aaron D Palmer
 Aaron Palmer, City Manager
 3-7-16
 Date

U S BANK Statement dated 3/7/2016

<u>ITEM #</u>	<u>CREDITOR</u>	<u>DESCRIPTION</u>	<u>AMOUNT</u>	<u>ACCOUNT</u>
1	ICMA	Annual Membership	\$ 1,040.00	10-310-6210
2	Pack Wrap and Post	Postage	\$ 98.00	10-310-6210
3	MSFT	Office 365 Monthly Fee	\$ 361.69	10-310-6610
4	Fredpryor Career Track	Complete Guide to HR and the Law	\$ 321.79	10-310-6210
5	Square Hardware	Refund for Chip reader	\$ (49.00)	10-310-6210
			\$ 1,772.48	
		<u>Account Breakdown</u>		
	City Manager Advertising	10-310-6220		
	Professional/Specialized Services	10-310-6610	\$ 361.69	
	City Council Snacks/City Council			
	Conference/Meeting/Travel Exp	10-100-6510		
	Postage	10-310-6210	\$ 1,410.79	
	City Manager Conference/Meeting/Travel Exp	10-310-6510		
	Sandbags	10-425-6220		
	Bullding Malnt.	10-550-6610		
	Veterans Day	10-100-6830		
			\$ 1,772.48	
		Check Figure	\$ - -	

*Copies for City Council
as directed by
the Finance Committee*

**City of Canyon Lake
City Council
Staff Report**

TO: Mayor and City Council
FROM: Michelle Gomez, Accountant
DATE: May 4, 2016
SUBJECT: List of Demands

Recommendation:

That the City Council adopts a resolution entitled: RESOLUTION NO. 2016-11

A RESOLUTION OF THE CITY COUNCIL OF THE
CITY OF CANYON LAKE ALLOWING CERTAIN
CLAIMS AND DEMANDS AS SET FORTH IN EXHIBIT A

Background:

All claims and demands are reported and summarized for review and approval by the City Council on a routine basis at each City Council meeting. The attached claims represent the paid claims and demands since the City Council meeting of April 6, 2016.

Budget (or Fiscal) Impact:

All claims and demands are paid from appropriated funds or authorized resources of the City and have been recorded in accordance with the City's policies.

Attachments:

Resolution
List of Demands

RESOLUTION NO. 2016-11

**A RESOLUTION OF THE CITY COUNCIL OF THE CITY OF CANYON LAKE, CALIFORNIA, ALLOWING CERTAIN CLAIMS
AND DEMANDS AS SET FORTH IN EXHIBIT A**

The City Council of the City of Canyon Lake does hereby resolve as follows:

Demands are approved as shown on the Demand\Warrant Register of May 4th, in the amount of
\$141,588.62 as follows:

Payroll Earnings (Gross)	\$	37,770.02	(2nd Half of March & 1st Half of April)
Payroll Taxes - Employer	\$	966.56	(2nd Half of March & 1st Half of April)
On-line Retirement		1,975.77	(1st Half of April)
On-line Health		126.03	(For the Month of April)
General		100,750.24	
TOTAL	\$	<u>141,588.62</u>	

PASSED, APPROVED AND ADOPTED this 4th day of May 2016.

Mayor, Timothy Brown

ATTEST:

Ariel M. Hall, City Clerk

State of California
County of Riverside) ss
City of Canyon Lake)

I, Ariel M. Hall, City Clerk of the City of Canyon Lake, California, DO HEREBY CERTIFY, that the foregoing is a true and correct copy of the Resolution No. 2016-11 adopted by the City Council of the City of Canyon Lake, California, at a regular meeting thereof, held on May 4, 2016, by the following vote:

AYES: Council Members Ehrenkranz, Warren, Zaitz, Mayor Pro Tem Haggerty, Mayor Brown
NOES: None
ABSTAIN: None
ABSENT: None

Kirsten Rowe, Deputy City Clerk for
Ariel M. Hall, City Clerk

City of Canyon Lake
 Check/Voucher Register - Council Report - Expenditures
 From 4/1/2016 Through 4/30/2016

Check Num...	Matching Docum... Date	Vendor Name	Transaction Description	Check Amount	Fund Code	Fund Short Title
22328	4/13/2016	California Bulding Standards Commission	Building Fees Jan - March 2016	196.65	10	GENERAL
Total 22328	4/13/2016			196.65		
22329	4/13/2016	CHARLES ABBOTT ASSOCIATES, INC.	Permit and plan review	1,978.38	10	GENERAL
Total 22329	4/13/2016			1,978.38		
22330	4/13/2016	C.L.CHAMBER OF COMMERCE	Annual membership April 2016-April 2017	110.00	10	GENERAL
Total 22330	4/13/2016			110.00		
22331	4/13/2016	Canyon Lake Property Owners Assoc.	Postage for March 2016	44.14	10	GENERAL
Total 22331	4/13/2016			44.14		
22332	4/13/2016	Corelogic Information Solutions, INC.	Property detail and foreclosure features	29.50	10	GENERAL
Total 22332	4/13/2016			29.50		
22333	4/13/2016	CTAI PACIFIC GREENSCAPE	Landscape maintenance service for March 2016	5,200.00	20	GAS TAX
Total 22333	4/13/2016			5,200.00		
22334	4/13/2016	DEPARTMENT OF CONSERVATION	Seismic hazard fee Jan - March 2016	709.54	10	GENERAL
Total 22334	4/13/2016			709.54		
22335	4/13/2016	Division of the State Architech	Disability fee January 2016-March 2016	127.80	10	GENERAL

City of Canyon Lake
Check/Voucher Register - Council Report - Expenditures
From 4/1/2016 Through 4/30/2016

Check Num...	Matching Docum... Date	Vendor Name	Transaction Description	Check Amount	Fund Code	Fund Short Title
Total 22335	4/13/2016			127.80		
22336	4/13/2016	ELSINORE VALLEY MUNI WATER DIS	Water charges Feb 22- March 24	115.81	10	GENERAL
22336	4/13/2016	ELSINORE VALLEY MUNI WATER DIS	Water charges Feb 23-March 25	255.34	10	GENERAL
22336	4/13/2016	ELSINORE VALLEY MUNI WATER DIS	Water charges Feb 23-March 25	1,668.71	20	GAS TAX
Total 22336	4/13/2016			2,039.86		
22337	4/13/2016	Executive Cleaning Services, LLC	Cleaning services April 2016	925.00	10	GENERAL
Total 22337	4/13/2016			925.00		
22338	4/13/2016	Dawn Haggerty	Expense Report for D. Haggerty	340.75	10	GENERAL
Total 22338	4/13/2016			340.75		
22339	4/13/2016	California State Fire Protection Co.	Annual certification and teardown	39.66	10	GENERAL
Total 22339	4/13/2016			39.66		
22340	4/13/2016	CITY OF LAKE ELSINORE	Fire Service Incident at BLM	1,925.11	10	GENERAL
Total 22340	4/13/2016			1,925.11		
22341	4/13/2016	LE/CL ASSOC OF REALTORS	Lease for May	0.00	10	GENERAL
22341	4/13/2016	LE/CL ASSOC OF REALTORS	Rent May 2016	0.00	10	GENERAL
Total 22341	4/13/2016			0.00		

City of Canyon Lake
Check/Voucher Register - Council Report - Expenditures
From 4/1/2016 Through 4/30/2016

Check Numb...	Matching Docum... Date	Vendor Name	Transaction Description	Check Amount	Fund Code	Fund Short Title
22342	4/13/2016	NEXTEL COMMUNICATIONS	Telephone usage Feb 25-March 24	206.62	10	GENERAL
Total 22342	4/13/2016			206.62		
22343	4/13/2016	Regional Conservation Authority	Permit# 16043 for 23861 Cruise Circle Dr.	1,952.00	50	AGENCY
Total 22343	4/13/2016			1,952.00		
22344	4/13/2016	SOUTHERN CALIFORNIA EDISON	Electricity March 2016	408.64	20	GAS TAX
Total 22344	4/13/2016			408.64		
22345	4/13/2016	Sparkletts	Water delivery March 2016	24.97	10	GENERAL
Total 22345	4/13/2016			24.97		
22346	4/13/2016	STAPLES	Office supplies	83.11	10	GENERAL
Total 22346	4/13/2016			83.11		
22347	4/13/2016	STATE COMP. INS. FUND	State fund/ Workers comp May 2016	1,152.75	10	GENERAL
Total 22347	4/13/2016			1,152.75		
22348	4/13/2016	Synoptek	Firewall and subscription license	654.92	10	GENERAL
22348	4/13/2016	Synoptek	Services for April 2016	1,725.00	10	GENERAL
Total 22348	4/13/2016			2,379.92		
22349	4/13/2016	The Gas Company	Gas charger March 3- April 1	51.40	10	GENERAL
Total 22349	4/13/2016			51.40		

City of Canyon Lake
 Check/Voucher Register - Council Report - Expenditures
 From 4/1/2016 Through 4/30/2016

Check Num...	Matching Docum... Date	Vendor Name	Transaction Description	Check Amount	Fund Code	Fund Short Title
22350	4/13/2016	VERIZON CALIFORNIA	Ipad data for March 2016	478.20	10	GENERAL
Total 22350	4/13/2016			478.20		
22351	4/13/2016	WRCOG	Additional payment for 23861 Cruise Circle Dr.	4,437.00	50	AGENCY
Total 22351	4/13/2016			4,437.00		
22352	4/13/2016	XEROX	Printing Feb 21- March 21	867.05	10	GENERAL
Total 22352	4/13/2016			867.05		
22353	4/14/2016	Ariel Hall	Payout Sick Full Time Per Agreement	5,912.50	10	GENERAL
Total 22353	4/14/2016			5,912.50		
22354	4/27/2016	Abila	MIP Fund Accounting Renewal	768.00	10	GENERAL
Total 22354	4/27/2016			768.00		
22355	4/27/2016	Air Force 1	Heating and Air Repair for April 2016	1,369.23	10	GENERAL
Total 22355	4/27/2016			1,369.23		
22356	4/27/2016	AMERICAN FORENSIC NURSES LLC	Blood Draw for DB & BA	100.00	10	GENERAL
22356	4/27/2016	AMERICAN FORENSIC NURSES LLC	Blood Draws for KN and BA	120.00	10	GENERAL
Total 22356	4/27/2016			220.00		

City of Canyon Lake
 Check/Voucher Register - Council Report - Expenditures
 From 4/1/2016 Through 4/30/2016

Check Numb...	Matching Docum... Date	Vendor Name	Transaction Description	Check Amount	Fund Code	Fund Short Title
22357	4/27/2016	ANIMAL FRIENDS OF THE VALLEYS	Animal Control Services Feb 2016	3,500.00	10	GENERAL
Total 22357	4/27/2016			3,500.00		
22358	4/27/2016	BIO-TOX LABORATORIES	Lab Fees for April 2016	307.00	10	GENERAL
Total 22358	4/27/2016			307.00		
22359	4/27/2016	Dana Buckley	Graffiti Removal	160.00	20	GAS TAX
Total 22359	4/27/2016			160.00		
22360	4/27/2016	CHARLES ABBOTT ASSOCIATES, INC.	Engineering Services for April 2016 - Building & Safety	17,822.59	10	GENERAL
22360	4/27/2016	CHARLES ABBOTT ASSOCIATES, INC.	Engineering Services for March 2016	6,674.73	10	GENERAL
Total 22360	4/27/2016			24,497.32		
22361	4/27/2016	Canyon Lake Property Owners Assoc.	City Employee ID Cards	85.00	10	GENERAL
Total 22361	4/27/2016			85.00		
22362	4/27/2016	Cota Cole LLP	Professional Services March 2016	9,377.00	10	GENERAL
Total 22362	4/27/2016			9,377.00		
22363	4/27/2016	Emergency Services Consulting International	Consulting with Fire Cheif	9,600.00	10	GENERAL
Total 22363	4/27/2016			9,600.00		
22364	4/27/2016	Frontier	Telephone Usage for April 2016	495.06	10	GENERAL

City of Canyon Lake
 Check/Voucher Register - Council Report - Expenditures
 From 4/1/2016 Through 4/30/2016

Check Num...	Matching Docum... Date	Vendor Name	Transaction Description	Check Amount	Fund Code	Fund Short Title
Total 22364	4/27/2016			495.06		
22365	4/27/2016	ICMA	ICMA Membership Renewal 2016	200.00	10	GENERAL
Total 22365	4/27/2016			200.00		
22366	4/27/2016	MR. WINDOW & CO.	Window Cleaning	45.00	10	GENERAL
Total 22366	4/27/2016			45.00		
22367	4/27/2016	MUNICIPAL MANAGEMENT ASST SO CAL	MMASC Membership Renewal 2016	85.00	10	GENERAL
Total 22367	4/27/2016			85.00		
22368	4/27/2016	JOHN REGUS	Lease Payment for May 2016	250.00	10	GENERAL
Total 22368	4/27/2016			250.00		
22369	4/27/2016	JOHN REGUS	Lease Payment for June 2016	983.45	10	GENERAL
Total 22369	4/27/2016			983.45		
22370	4/27/2016	County Executive Office	Sheltering Services April - June 2016	11,938.23	10	GENERAL
Total 22370	4/27/2016			11,938.23		
22371	4/27/2016	COUNTY OF RIVERSIDE-TLMA	FY16 Mar SLF Costs	951.29	20	GAS TAX
Total 22371	4/27/2016			951.29		
22372	4/27/2016	Special District Risk Management Authority	Ancillary Benefits	290.90	10	GENERAL

City of Canyon Lake
 Check/Voucher Register - Council Report - Expenditures
 From 4/1/2016 Through 4/30/2016

Check Numb...	Matching Docum... Date	Vendor Name	Transaction Description	Check Amount	Fund Code	Fund Short Title
Total 22372	4/27/2016			290.90		
22373	4/27/2016	Southern California Edison Co.	Claims and Demands for April 2016	236.71	10	GENERAL
22373	4/27/2016	Southern California Edison Co.	Electricity April 2016	26.27	10	GENERAL
22373	4/27/2016	Southern California Edison Co.	Electricity for April 2016	859.87	10	GENERAL
22373	4/27/2016	Southern California Edison Co.	Electricity for April 2016	485.32	20	GAS TAX
Total 22373	4/27/2016			1,608.17		
22374	4/27/2016	TelePacific Communications	Telephone Charges April 2016	498.44	10	GENERAL
Total 22374	4/27/2016			498.44		
22375	4/27/2016	U. S. Bank	US Bank Credit Card Charges	823.00	10	GENERAL
Total 22375	4/27/2016			823.00		
22376	4/27/2016	XSAT USA	Service for Iridium Phone for 2016	1,077.60	10	GENERAL
Total 22376	4/27/2016			1,077.60		
Report Total				100,750.24		

City of Canyon Lake
Invoices Selected for Payment - COUNCIL CHECK REPORT

Vendor ID	Invoice Description	Cash Required
ABILA	MIP Fund Accounting Renewal	768.00
Air Force 1	Heating and Air Repair for April 2016	1,369.23
AMERICAN FORENSIC	Blood Draw for DB & BA	100.00
	Blood Draws for KN and BA	120.00
ANIMAL FRIENDS	Animal Control Services Feb 2016	3,500.00
BIO-TOX	Lab Fees for April 2016	233.00
	Lab Fees for April 2016	74.00
Buckley	Graffiti Removal	160.00
CHARLES ABBOTT	Engineering Services for April 2016 - Building & Safety	17,822.59
	Engineering Services for March 2016	5,659.73
	Engineering Services for March 2016	1,015.00
CL PROPERTY OWNERS	City Employee ID Cards	85.00
Cota Cole	Professional Services March 2016	9,377.00
Emergency Services Consulting Inter	Consulting with Fire Chief	9,600.00
Frontier	Telephone Usage for April 2016	220.75
	Telephone Usage for April 2016	144.99
	Telephone Usage for April 2016	70.84
	Telephone Usage for April 2016	58.48
ICMA	ICMA Membership Renewal 2016	200.00
MR. WINDOW	Window Cleaning	45.00
MUNICIPAL MGMT.	MMASC Membership Renewal 2016	85.00
REGUS	Lease Payment for June 2016	983.45
	Lease Payment for May 2016	250.00
riv Co Exec	Sheltering Services April - June 2016	11,938.23
Riv Co TLMA	FY16 Mar SLF Costs	951.29
SDRMA	Ancillary Benefits	290.90
So CAL EDISON	Claims and Demands for April 2016	236.71
	Electricity April 2016	26.27
	Electricity for April 2016	859.87
	Electricity for April 2016	270.68
	Electricity for April 2016	197.46
	Electricity for April 2016	17.18
TelePacific	Telephone Charges April 2016	498.44
US Bank	US Bank Credit Card Charges	823.00
XSAT	Service for Iridium Phone for 2016	1,077.60
Report Total		69,129.69

City of Canyon Lake
Invoices Selected for Payment - COUNCIL CHECK REPORT

Vendor ID	Invoice Description	Cash Required
CBSC	Building Fees Jan - March 2016	196.65
CHARLES ABBOTT	Permit and plan review	1,978.38
CL CHAMBER	Annual membership April 2016-April 2017	110.00
CL PROPERTY OWNERS	Postage for March 2016	44.14
Corelogic	Property detail and foreclosure features	29.50
CTAI PACIFIC GREENSCAP	Landscape maintenance service for March 2016	5,200.00
DEPT OF CONSER	Seismic hazard fee Jan - March 2016	709.54
DSA	Disability fee January 2016- March 2016	127.80
EVMWD	Water charges Feb 22- March 24	115.81
	Water charges Feb 23-March 25	1,668.71
	Water charges Feb 23-March 25	255.34
Executive Cleaning Services, LLC	Cleaning services April 2016	925.00
Haggerty	Expense Report for D. Haggerty	340.75
Interstate Fire	Annual certification and teardown	39.66
LAKE ELSINORE	Fire Service Incident at BLM	1,925.11
LE/CL ASSOC	Lease for May	250.00
	Rent May 2016	983.45
NEXTEL	Telephone usage Feb 25- March 24	206.62
RCA	Permit# 16043 for 23861 Cruise Circle Dr.	1,952.00
SCE	Electricity March 2016	408.64
Sparkletts	Water delivery March 2016	24.97
STAPLES	Office supplies	83.11
STATE FUND	State fund/ Workers comp May 2016	1,152.75
Synoptek	Firewall and subscription license	654.92
	Services for April 2016	1,725.00
The Gas Co	Gas charger March 3- April 1	51.40
VERIZON	Ipad data for March 2016	478.20
WRCOG	Additional payment for 23861 Cruise Circle Dr.	4,437.00
XEROX	Printing Feb 21- March 21	867.05
Report Total		26,941.50

City of Canyon Lake
Invoices Selected for Payment - COUNCIL CHECK REPORT

<u>Vendor ID</u>	<u>Invoice Description</u>	<u>Cash Required</u>
Hall	Payout Sick Full Time Per Agreement	<u>5,912.50</u>
Report Total		<u><u>5,912.50</u></u>



Home Profile Reporting Person Information Education Other Organizations

Manage Reports Billing and Payments Payroll Schedule Member Requests Health Reconciliation

Common Tasks

Name: City of Canyon Lake CalPERS ID: 3813045770

Menu

Billing and Payments

Super Funded Accounts

Rate Plan Details

Payment Accounts

Summary (Quick Pay)

Payment amount shown on this page may be different from the previously shown invoice amount because some receivables accrue interest penalty. Pay off the late receivable to avoid further interest charges.

Receivable Description	Receivable ID	Payment Due Date	Next Payment Amount Due	Pending Amount	Quick Pay Amount
Employer Billing, Health - Medical	100000014725258	04/10/2016	\$126.03	\$0.00	\$0.00 <i>126.03 Paid</i>
Employer Contribution, Classic, 1684, CalPERS, 2015/2016	100000014551452	06/30/2016	\$0.00	\$0.00	\$0.00
Employer Contribution, PEPR New, 26189, CalPERS, 2015/2016	100000014554330	06/30/2016	\$0.00	\$0.00	\$0.00

Calculate Total Payment Amount

Payment Information

Total Payment Amount: \$0.00

Payment Authorization Date: 04/06/2016

Payment Method

Select Payment Method: EFT - Debit

Payment Account

Select your payment account from the list below.

Payment Account: 122234149

Save & Continue

OK to pay 4/6/16 LF



Home Profile Reporting Person Information Education Other Organizations
Manage Reports Billing and Payments Payroll Schedule Member Requests Health Reconciliation

Common Tasks Name: City of Canyon Lake CalPERS ID: 3813045770

Menu **Payment Request Acceptance**

- Billing and Payments
- Super Funded Accounts
- Rate Plan Details
- Payment Accounts

Your request for payment has been accepted.

- Please print this page for your records.
- If you need to contact us with questions regarding this payment, please have your Payment Confirmation Number for faster access.
- Your payment will be reflected in your CalPERS account once the payment has been received by CalPERS.
- Your payment account may take longer to post, depending upon your Financial Institution. Once your payment is processed, CalPERS will send a confirmation email to the email address in your profile.

Payment Setup Total
Total Payment Amount: \$1,975.77

Payment Summary

Payment Confirmation Number	Payment Authorization Date	Receivable ID	Receivable Description	Payment Method	Payment Account Nickname	Selected Payment Amount
1000690138	04/21/2016	100000014551452	Employer Contribution, Classic, 1684, CalPERS, 2015/2016	EFT - Debit	122234149	\$1,143.38
1000690139	04/21/2016	100000014554330	Employer Contribution, PEPR New, 26189, CalPERS, 2015/2016	EFT - Debit	122234149	\$832.39

*Ok to pay
4/27/16*

Labor Distribution

City of Canyon Lake

Company (10756)

Check Date: 04/15/2016
 Process: 2016041501
 Period: 04/01/2016 to 04/15/2016

Report Total

Code	Earning	Hours	Amount	Deduction	Code	Amount	Code	Tax	Taxable	Amount	Code	Tax	Taxable	Amount
9	125CO 125 Cash		1456.95	PTAXI Pre-Tax P	CA	533.47	CA	California SI	17454.46	811.62	CAETT CA Edu & Ti	1786.34	1786.34	1.79
2	Reg Regular	318.50	16879.61	PTXPE Pre-Tax P	CASDI	416.63	CA SDI - Eir	18404.56	18404.56	165.64	CASUI California SI	1786.34	1786.34	92.89
	Vac Vacation	4.00	68.00		FITW Federal Incoi		Federal Incoi	17454.46	17454.46	2089.57	MED-R Medicare - E	18404.56	18404.56	266.87
					MED Medicare		Medicare	18404.56	18404.56	266.85				
	Total Earnings	322.50	18404.56	Total Deductions		950.10	Total Employee Taxes			3333.68	Total Employer Taxes			361.55
														18404.56
														18766.11
														14120.78

Aaron Palmer

Aaron Palmer, City Manager

4/20/16

Date

Labor Distribution

City of Canyon Lake
Company (10756)

Check Date: 03/31/2016 Page 4
 Process: 2016033101
 Period: 03/16/2016 to 03/31/2016

Report Total

Employees	14	Code	Earning	Hours	Amount	Deduction	Code	Amount	Code	Tax	Taxable	Amount	Code	Tax	Taxable	Amount
Female	7	125CO	125 Cash		1357.55	PTAXI Pre-Tax P	CA	508.90	California SI		18417.08	805.21	CAETT	CA Edu & T	6117.19	6.12
Male	5	ADML	Admin Le	9.50	0.00	PTXPE Pre-Tax P	CASDI	439.48	CA SDI - Eir		17865.46	160.81	CASUI	California ST	6117.19	318.09
		Reg	Regular	322.50	18007.91		FITW		Federal Inco		18417.08	2250.26	MED-R	Medicare - E	19365.46	280.80
							MED		Medicare		19365.46	280.82				Net Amt
Total Earnings				332.00	19365.46	Total Deductions		948.38	Total Employee Taxes			3497.10	Total Employer Taxes			605.01

Aaron D Palmer
Aaron Palmer, City Manager

3/30/16
Date

U S BANK Statement dated 3/7/2016

<u>ITEM #</u>	<u>CREDITOR</u>	<u>DESCRIPTION</u>	<u>AMOUNT</u>	<u>ACCOUNT</u>
1	USPS	Postage	\$ 98.00	10-310-6210
2	Best Buy	iPad	\$ 75.58	10-320-6220
3	MSFT	Office 365 Monthly Fee	\$ 344.82	10-310-6610
4	godaddy.com	City of Canyon Lake website fees	\$ 144.22	10-310-6610
5	Bestbuy.com	External Hard Drive	\$ 160.38	10-320-6220
			\$ 823.00	
<u>Account Breakdown</u>				
	City Manager Advertising	10-310-6220		
	Professional/Specialized Services	10-310-6610	\$ 489.04	
	City Council Snacks/City Council Conference/Meeting/Travel Exp	10-100-6510		
	Postage	10-310-6210	\$ 98.00	
	Special Department Expense	10-320-6220	\$ 235.96	
	City Manager Conference/Meeting/Travel Exp	10-310-6510		
	Sandbags	10-425-6220		
	Building Maint.	10-550-6610		
	Veterans Day	10-100-6830		
			\$ 823.00	
			Check Figure \$	-

*Copies for City Council
as directed by
the Finance Committee*

*Ok to pay
4/27/16*

ITEM 8

CITY OF CANYON LAKE STATEMENT OF REVENUES, EXPENDITURES AND CHANGES IN FUND BALANCE-UNAUDITED GENERAL FUND FOR THE ONE MONTH AND SEVEN MONTHS ENDED JANUARY 31, 2016

	<u>Current Period Actual</u>	<u>Year-to-Date Actual</u>	<u>July-January Budget</u>	<u>% Total of Budget Used</u>
REVENUES				
Taxes	\$ 502,865.89	\$ 1,556,632.17	\$ 1,879,867	82.81
Licenses and Permits	39,925.43	179,563.55	156,245	114.92
Fines	170.00	12,334.56	8,750	140.97
Franchise Fees	-	50,776.19	77,400	65.60
Investment earnings	6,835.48	34,034.47	37,716	90.24
Intergovernmental	-	4,504.71	2,000	225.24
Other Income	25.60	18,028.81	26,500	68.03
Total Revenues	<u>549,822.40</u>	<u>1,855,874.46</u>	<u>2,188,478</u>	<u>84.80</u>
EXPENDITURES				
DEPARTMENTS				
City Council	13,143.37	39,638.52	50,172	79.01
City Attorney	3,270.48	57,827.84	43,750	132.18
City Manager	21,961.12	163,254.43	188,700	86.52
City Clerk	12,191.72	84,456.24	85,706	98.54
Finance	25,155.95	63,235.58	63,610	99.41
Planning	5,825.00	31,520.00	28,052	112.36
Building & Safety	6,717.17	64,296.44	76,504	84.04
Law Enforcement	109,809.38	520,354.24	768,851	67.68
Fire & Medical	1,334.37	46,414.54	242,425	19.15
Emergency Preparedness	736.00	1,148.00	1,340	85.67
Animal Control	44,736.23	116,408.16	88,050	132.21
Public Works Administration	399.38	8,596.74	7,150	120.23
NPDES	1,282.38	47,673.71	51,824	91.99
Special Enforcement	6,715.32	40,833.77	66,765	61.16
Building & Facility	11,188.93	50,857.29	43,450	117.05
Total Expenditures	<u>264,466.80</u>	<u>1,336,515.50</u>	<u>1,806,349</u>	<u>73.99</u>
Excess (Deficit)	<u>\$ 285,355.60</u>	<u>\$ 519,358.96</u>	<u>\$ 382,129</u>	
Fund Balance - Beginning of Year		<u>2,332,584.92</u>		
Fund Balance - January 31, 2016 (before closing)		<u>\$ 2,851,943.88</u> *		

* Fund Balance is based on modified accrual basis as no closing procedures are performed until year end.

CITY OF CANYON LAKE
STATEMENT OF REVENUES, EXPENDITURES AND CHANGES IN FUND BALANCE-UNAUDITED
GENERAL FUND
FOR THE ONE MONTH AND EIGHT MONTHS ENDED FEBRUARY 29, 2016

	Current Period Actual	Year-to-Date Actual	July-January Budget	% Total of Budget Used
REVENUES				
Taxes	\$ 536,863.35	\$ 2,093,495.52	\$ 1,965,467	106.51
Licenses and Permits	42,079.27	221,642.82	182,855	121.21
Fines	(94.93)	12,239.63	10,000	122.40
Franchise Fees	50,806.06	101,582.25	106,400	95.47
Investment earnings	10,192.06	44,226.53	43,104	102.60
Intergovernmental	-	4,504.71	2,000	225.24
Other Income	2,263.16	20,291.97	30,000	67.64
Total Revenues	<u>642,108.97</u>	<u>2,497,983.43</u>	<u>2,339,826</u>	<u>106.76</u>
EXPENDITURES				
DEPARTMENTS				
City Council	2,339.21	41,977.73	54,398	77.17
City Attorney	8,006.33	65,834.17	50,000	131.67
City Manager	16,969.51	180,223.94	211,060	85.39
City Clerk	11,411.61	95,867.85	97,614	98.21
Finance	1,186.37	64,421.95	71,790	89.74
Planning	4,915.00	36,435.00	32,719	111.36
Building & Safety	-	64,296.44	89,214	72.07
Law Enforcement	107,620.67	627,974.91	894,021	70.24
Fire & Medical	265,600.57	312,015.11	433,400	71.99
Emergency Preparedness	441.60	1,589.60	1,480	107.41
Animal Control	3,500.00	119,908.16	120,600	99.43
Public Works Administration	765.00	9,361.74	8,180	114.45
NPDES	5,222.45	52,896.16	56,876	93.00
Special Enforcement	8,009.39	48,843.16	75,960	64.30
Building & Facility	4,525.82	55,383.11	48,100	115.14
Total Expenditures	<u>440,513.53</u>	<u>1,777,029.03</u>	<u>2,245,412</u>	<u>79.14</u>
Excess (Deficit)	<u>\$ 201,595.44</u>	<u>\$ 720,954.40</u>	<u>\$ 94,414</u>	
Fund Balance - Beginning of Year		<u>2,332,584.92</u>		
Fund Balance - February 29, 2016 (before closing)		<u>\$ 3,053,539.32</u> *		

* Fund Balance is based on modified accrual basis as no closing procedures are performed until year end.

RECEIVED

MAR 14 2016

BY: RM

CITY OF CANYON LAKE
31516 RAILROAD CANYON RD
CANYON LAKE CA 92587

STATEMENT FOR THE PERIOD FROM 02/01/2016 TO 02/29/2016
ACCOUNT 1035003119

THIS IS YOUR REPORT OF INVESTMENTS AND TRANSACTIONS FOR THE PERIOD. INCLUDED IN THE REPORT ARE

- * PORTFOLIO: SUMMARY GRAPHICAL DISPLAY WITH MARKET VALUE & PERCENT
- * ACTIVITY SUMMARY: MARKET VALUE WITH TRANSACTION SUMMARY
- * PORTFOLIO STATEMENT: A LISTING OF COST AND MARKET VALUE OF ASSETS HELD IN THE PORTFOLIO

COST BASIS APPLICABLE FOR CALCULATING CAPITAL GAINS AND LOSSES.
MARKET VALUE IS THE CURRENT VALUE OF EACH ASSET FOR MOST STOCKS AND BONDS.
MARKETS ARE THE CLOSING PRICES ON THE LAST TRADING DAY OF THE PERIOD.

- * TRANSACTION STATEMENT: A COMPLETE LISTING FOR THE PERIOD GROUPED BY TRANSACTION TYPE.
- * DISCLOSURES: CITIZENS BUSINESS BANK MAY RECEIVE RESEARCH AND OTHER BENEFITS FROM BROKER DEALERS WHICH MAY BE CONSIDERED COMPENSATION TO US. UPON REQUEST WE WILL DISCLOSE DETAILS OF ANY COMPENSATION RECEIVED.
- * TO TRUST BENEFICIARIES: UNDER SECTION 17200 OF CALIFORNIA PROBATE CODE, YOU MAY PETITION THE COURT TO OBTAIN A COURT REVIEW OF THE ACCOUNT AND THE ACTS OF THE TRUSTEE. CLAIMS AGAINST THE TRUSTEE FOR BREACH OF TRUST MUST BE MADE WITHIN THREE YEARS FROM THE DATE OF RECEIPT OF AN ACCOUNTING OR OTHER REPORT DISCLOSING FACTS GIVING RISE TO THE CLAIM.

CITIZENSTRUST™ Account Summary Statement




Statement Period: Feb 01, 2016 Through Feb 29, 2016




CITY OF CANYON LAKE
31516 RAILROAD CANYON RD
CANYON LAKE, CA 92587

Account Name:	CITY OF CANYON LAKE CITIZENS BUSINESS BANK
Account Number:	1035003119
Your Relationship Manager Is:	ROBERT SWAN
Phone:	909-483-4390

Investment Portfolio Summary

Market Value As Of	02/01/2016	02/29/2016	% Of Account
 CASH & CASH EQUIVALENTS	97,680.55	465,341.65	17.8%
 FIXED INCOME	2,103,833.45	1,741,517.54	66.4%
 MISCELLANEOUS	412,731.33	414,611.33	15.8%
Total	2,614,245.33	2,621,470.52	100.0%



Activity Summary

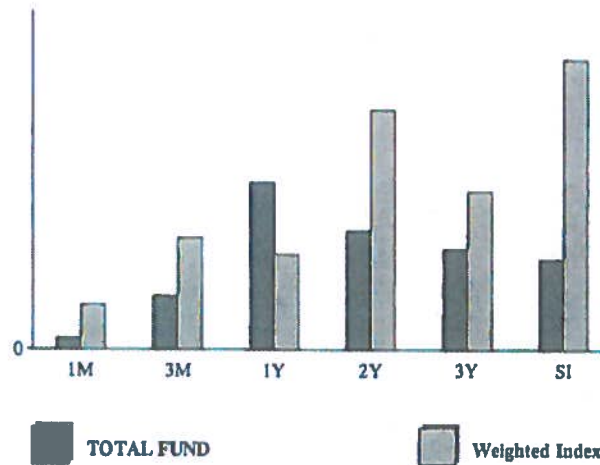
	This Period	Year To Date	Realized Capital Gains / Losses	
			This Period	Year To Date
Beginning Market Value	2,614,245.33	2,598,295.06		
Income	7,217.78	8,154.83		
Asset Activity	361,290.32	361,290.32	Long Term	96.77
Fees	847.00-	1,693.99-	Total Gains / Losses	96.77
Cash Management	367,661.10-	367,751.16-		
Change In Market Value	7,225.19	23,175.46		
Ending Market Value	2,621,470.52	2,621,470.52		

Statement Period: Feb 01, 2016 Through Feb 29, 2016

Performance Summary - Total Returns

	Market Value	1 Month	3 Months	1 Year	2 Years	3 Years	Since Inception 03/01/2010
TOTAL FUND	2,621,399	0.14	0.67	2.11	1.50	1.27	1.14
Return On Indexes Weighted Index		0.56	1.41	1.20	3.02	2.00	3.66
Return On Indexes Fixed GT (95% FX / 5% C)		0.20	0.97	1.62	1.44	1.14	1.79

Return Comparison



PAST RESULTS ARE NOT INDICATIVE OF FUTURE INVESTMENT RESULTS. FUND DATA IS ON A TRADE DATE BASIS. PERFORMANCE RESULTS ARE GROSS OF MANAGEMENT FEES. RETURNS FOR PERIODS LONGER THAN ONE YEAR ARE ANNUALIZED. MARKET VALUE DOES NOT INCLUDE ACCRUED INCOME.

Statement Period: Feb 01, 2016 Through Feb 29, 2016

Portfolio Statement

Quantity	Description	Market Value	Cost Basis
Cash & Cash Equivalents			
Cash Equivalents			
Citizens Business Bank Mmkt Fund			
465,341.650	CBBMMKFM1 CITIZENS BUSINESS BANK CBB-CITIZENSTRUST SWEEP ACCOUNT	465,341.65	465,341.65
Total Citizens Business Bank Mmkt Fund		465,341.65	465,341.65
Total	Cash Equivalents	465,341.65	465,341.65
Total	Cash & Cash Equivalents	465,341.65	465,341.65
Fixed Income Taxable			
75,000.000	05531FAU7 BB&T CORPORATION DTD 06/29/15 CALL 2.625% 06/29/2020-2020	76,077.00	75,502.70
200,000.000	14912L4X6 CATERPILLAR FINANCIAL SERV CORP DTD 07/29/2011 2.05% 08/01/2016	201,046.00	207,764.00
70,000.000	3130A1CE6 FEDERAL HOME LOAN DTD 03/27/14 2% 12/27/2019	71,757.70	70,920.50
38,709.677	3130A43J9 FEDERAL HOME LOAN BANK DTD 02/20/15 CALL 1.75% 02/20/2020-2015	38,714.71	38,686.45
100,000.000	3130A6NA1 FEDERAL HOME LOAN DTD 10/29/15 CALL 1.4% 10/29/2019-2016	100,031.00	100,000.00
100,000.000	3130A6VT1 FEDERAL HOME LOAN US UNSECURED CALLABLE DTD 12/30/15 1.75% 12/30/2019-2016	100,141.00	100,000.00
100,000.000	313380FB8 FEDERAL HOME LOAN BANK DTD 08/09/12 1.375% 09/13/2019	100,425.00	99,667.18
92,682.927	313381BG9 FEDERAL HOME LOAN BANK DTD 11/28/2012 CALL .625% 11/28/2016-2013	92,682.93	92,682.93
25,000.000	313381T88 FEDERAL HOME LOAN BANK DTD 01/17/2013 CALL 1.55% 01/17/2020-2015	24,979.50	24,808.75
75,000.000	3133EC7L2 FEDERAL FARM CREDIT BANK DTD 12/14/2012 CALL 1.29% 06/14/2019-2014	74,711.25	73,208.25
100,000.000	3133EENR7 FEDERAL FARM CREDIT BANK DTD 02/11/2015 CALL 1.73% 02/11/2020-2015	100,003.00	99,700.00

Statement Period: Feb 01, 2016 Through Feb 29, 2016

Portfolio Statement (Continued)

Quantity	Description	Market Value	Cost Basis
Taxable			
100,000.000	3134G3V72 FREDDIE MAC DTD 11/21/2012 CALL 1.62% 11/21/2019-2015	99,695.00	99,890.00
100,000.000	3134G6S53 FREDDIE MAC DTD 06/16/15 CALL 1.75% 12/16/2019-2015	100,052.00	99,859.00
100,000.000	3134G76C0 FREDDIE MAC DTD 11/23/15 CALL 1.2% 11/23/2018-2016	100,009.00	100,000.00
100,000.000	3134G7UY5 FREDDIE MAC DTD 09/30/15 CALL 2% 09/30/2020-2015	100,106.00	100,000.00
105,000.000	36962G5H3 GENERAL ELECTRIC CAP CORP DTD 10/17/2011 3.35% 10/17/2016	106,489.95	113,211.00
75,000.000	36962G5W0 GENERAL ELECTRIC CAP CORP DTD 04/27/2012 2.3% 04/27/2017	76,344.75	78,075.75
150,000.000	48126EAA5 JPMORGAN CHASE DTD 08/20/2012 2% 08/15/2017	150,678.00	149,340.00
25,000.000	713448BN7 PEPSICO INC DTD 01/14/10 4.5% 01/15/2020	27,573.75	28,169.00
Total	Taxable	1,741,517.54	1,751,485.51
Total	Fixed Income	1,741,517.54	1,751,485.51
Miscellaneous			
Certificates Of Deposit			
Other Banks			
100,000.000	02587DA99 AMERICAN MEDIUM-TERM CD DTD 09/16/15 1.6% 09/17/2018	101,787.68	99,975.00
100,000.000	05580ACZ5 BMW BANK BANK NORTH AMERICA DTD 09/30/15 MEDIUM-TERM CD 2.2% 09/30/2020	104,910.01	99,980.00
100,000.000	14042RAR2 CAPITAL ONE NA MEDIUM-TERM CD DTD 10/07/2015 2.2% 10/07/2020	104,967.23	99,615.00
100,000.000	29266NS32 ENERBANK USA DTD 10/16/2015 MEDIUM-TERM CD 1.75% 10/16/2020	102,946.41	100,000.00
Total	Total Other Banks	414,611.33	399,570.00
Total	Certificates Of Deposit	414,611.33	399,570.00

Statement Period: Feb 01, 2016 Through Feb 29, 2016

Portfolio Statement (Continued)

Quantity	Description	Market Value	Cost Basis
Miscellaneous Sundry Assets			
Documents			
1,000	DOC199647 INVESTMENT MANAGEMENT AGREEMENT CITY OF CANYON LAKE A/C# 1035003119	0.00	0.00
Total Documents		0.00	0.00
Total	Miscellaneous Sundry Assets	0.00	0.00
Total	Miscellaneous	414,611.33	399,570.00
Grand Total Assets		2,621,470.52	2,616,397.16

Account Activity Summary

	Total Cash	Cost Basis Excluding Cash	Market Value Including Cash
Balances Beginning Of Period	0.00	2,609,929.61	2,627,495.75
Prior Accruals			13,250.42
Unrealized Appreciation This Period			7,128.42
Current Accruals			9,777.53
Asset Activity	361,290.32	361,193.55	361,290.32
Cash Management	367,661.10	367,661.10	367,661.10
Fees	847.00	0.00	847.00
Income	7,217.78	0.00	7,217.78
Realized Gain/loss			96.77
Non Cash Asset Changes		0.00	0.00
Balances End Of Period	0.00	2,616,397.16	2,631,248.05

Transaction Statement

Date	Quantity	Description	Transaction Type	Cash	Cost Basis
02/01/16		Beginning Balance		0.00	2,609,929.61
Income					
Interest					
02/01/16		14912L4X6 CATERPILLAR FINANCIAL SERV CORP DTD 07/29/2011 2.05% 08/01/2016	INTEREST RCVD	2,050.00	
02/01/16		CBBMMKFM1 CITIZENS BUSINESS BANK CBB-CITIZENSTRUST SWEEP ACCOUNT	INTEREST RCVD	17.96	
02/11/16		3133EENR7 FEDERAL FARM CREDIT BANK DTD 02/11/2015 CALL 1.73%	INTEREST RCVD	865.00	
02/16/16		48126EAA5 JPMORGAN CHASE DTD 08/20/2012 2%	INTEREST RCVD	1,500.00	
		08/15/2017			

Statement Period: Feb 01, 2016 Through Feb 29, 2016

Transaction Statement (Continued)

Date	Quantity	Description	Transaction Type	Cash	Cost Basis
02/16/16		29266NS32 ENERBANK USA DTD 10/16/2015 MEDIUM-TERM CD 1.75% 10/16/2020	INTEREST RCVD	148.63	
02/18/16		3130A43J9 FEDERAL HOME LOAN BANK DTD 02/20/15 CALL 1.75 % 02/20/2020-2015	INTEREST RCVD	1,387.76	
02/22/16		3136G2H34 FANNIE MAE DTD 05/20/15 1.75 % 05/20/2020-2015	INTEREST RCVD	437.50	
02/23/16		3130A43J9 FEDERAL HOME LOAN BANK DTD 02/20/15 CALL 1.75 % 02/20/2020-2015	INTEREST RCVD	338.71	
02/25/16		3134G84G1 FREDDIE MAC DTD 11/30/15 CALL 2 % 11/25/2020-2016	INTEREST RCVD	472.22	
Total Interest				7,217.78	0.00
Total Income				7,217.78	0.00
Asset Activity					
Assets Sold					
02/18/16	161,290.320-	3130A43J9 FEDERAL HOME LOAN BANK DTD 02/20/15 CALL 1.75 % 02/20/2020-2015	REDEEMED	161,290.32	161,193.55-
02/22/16	100,000.000-	3136G2H34 FANNIE MAE DTD 05/20/15 1.75 % 05/20/2020-2015	REDEEMED	100,000.00	100,000.00-
02/25/16	100,000.000-	3134G84G1 FREDDIE MAC DTD 11/30/15 CALL 2 % 11/25/2020-2016	REDEEMED	100,000.00	100,000.00-
Total Assets Sold				361,290.32	361,193.55-
Total Asset Activity				361,290.32	361,193.55-
Other Asset Activity					
Asset Withdrawal					
02/29/16	0.003-	3130A43J9 FEDERAL HOME LOAN BANK DTD 02/20/15 CALL 1.75 % 02/20/2020-2015	SEC DELIVERED		
Total Asset Withdrawal				0.00	0.00
Asset Receipt					
02/23/16	0.001	313381BG9 FEDERAL HOME LOAN BANK DTD 11/28/2012 CALL .625 % 11/28/2016-2013	SECURITY RCVD		
Total Asset Receipt				0.00	0.00
Total Other Asset Activity				0.00	0.00

Statement Period: Feb 01, 2016 Through Feb 29, 2016

Transaction Statement (Continued)

Date	Quantity	Description	Transaction Type	Cash	Cost Basis
Fees					
02/25/16		MANAGEMENT FEES CITIZENS BUSINESS BANK FOR THE PERIOD ENDING 02/20/2016	DISBURSEMENT	847.00-	
Total Fees				847.00-	0.00
Cash Management					
02/29/16	367,661.100	CBBMMKFM1 NET CASH MANAGEMENT	NET CASH MGMT	367,661.10-	367,661.10
Total Cash Management				367,661.10-	367,661.10
02/29/16		Ending Balance		0.00	2,616,397.16

Disclosure

CitizensTrust may receive research and other benefits from Brokers/Dealers which may be considered compensation. Upon request, we will disclose details of any compensation received. We have added an additional benchmark to your performance insert. Call for details.

CITIZENSTRUST™

RECEIVED

APR 18 2016

BY: RM

CITY OF CANYON LAKE
31516 RAILROAD CANYON RD
CANYON LAKE CA 92587

STATEMENT FOR THE PERIOD FROM 03/01/2016 TO 03/31/2016
ACCOUNT 1035003119

THIS IS YOUR REPORT OF INVESTMENTS AND TRANSACTIONS FOR THE PERIOD. INCLUDED IN THE REPORT ARE

* PORTFOLIO: SUMMARY GRAPHICAL DISPLAY WITH MARKET VALUE & PERCENT

* ACTIVITY SUMMARY: MARKET VALUE WITH TRANSACTION SUMMARY

* PORTFOLIO STATEMENT: A LISTING OF COST AND MARKET VALUE OF ASSETS HELD IN THE PORTFOLIO

COST BASIS APPLICABLE FOR CALCULATING CAPITAL GAINS AND LOSSES.
MARKET VALUE IS THE CURRENT VALUE OF EACH ASSET FOR MOST STOCKS AND BONDS.
MARKETS ARE THE CLOSING PRICES ON THE LAST TRADING DAY OF THE PERIOD.

* TRANSACTION STATEMENT: A COMPLETE LISTING FOR THE PERIOD GROUPED BY TRANSACTION TYPE.

* DISCLOSURES: CITIZENS BUSINESS BANK MAY RECEIVE RESEARCH AND OTHER BENEFITS FROM BROKER DEALERS WHICH MAY BE CONSIDERED COMPENSATION TO US. UPON REQUEST WE WILL DISCLOSE DETAILS OF ANY COMPENSATION RECEIVED.

* TO TRUST BENEFICIARIES: UNDER SECTION 17200 OF CALIFORNIA PROBATE CODE, YOU MAY PETITION THE COURT TO OBTAIN A COURT REVIEW OF THE ACCOUNT AND THE ACTS OF THE TRUSTEE. CLAIMS AGAINST THE TRUSTEE FOR BREACH OF TRUST MUST BE MADE WITHIN THREE YEARS FROM THE DATE OF RECEIPT OF AN ACCOUNTING OR OTHER REPORT DISCLOSING FACTS GIVING RISE TO THE CLAIM.

CITIZENSTRUST™ Account Summary Statement




Statement Period: Mar 01, 2016 Through Mar 31, 2016

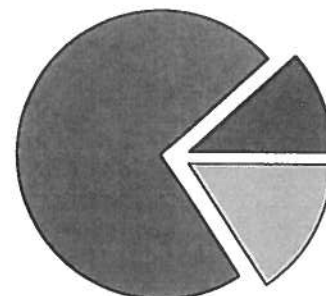


CITY OF CANYON LAKE
31516 RAILROAD CANYON RD
CANYON LAKE, CA 92587

Account Name:	CITY OF CANYON LAKE CITIZENS BUSINESS BANK
Account Number:	1035003119
Your Relationship Manager Is:	ROBERT SWAN
Phone:	909-483-4390

Investment Portfolio Summary

Market Value As Of	03/01/2016	03/31/2016	% Of Account
 CASH & CASH EQUIVALENTS	465,341.65	307,295.83	11.7%
 FIXED INCOME	1,741,517.54	1,905,788.45	72.5%
 MISCELLANEOUS	414,611.33	413,807.82	15.8%
Total	2,621,470.52	2,626,892.10	100.0%



Activity Summary

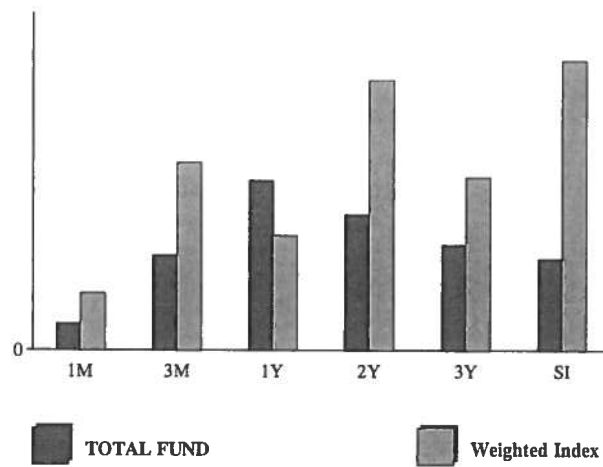
	This Period	Year To Date	Realized Capital Gains / Losses	
			This Period	Year To Date
Beginning Market Value	2,621,470.52	2,598,295.06		
Income	4,286.85	12,441.68	Long Term	23.23
Asset Activity	161,540.32-	199,750.00	Short Term	141.00
Fees	792.35-	2,486.34-	Total Gains / Losses	164.23
Cash Management	158,045.82	209,705.34-		261.00
Change In Market Value	5,421.58	28,597.04		
Ending Market Value	2,626,892.10	2,626,892.10		

Statement Period: Mar 01, 2016 Through Mar 31, 2016

Performance Summary - Total Returns

	Market Value	1 Month	3 Months	1 Year	2 Years	3 Years	Since Inception 03/01/2010
TOTAL FUND	2,626,892	0.34	1.22	2.19	1.75	1.36	1.18
Return On Indexes Weighted Index		0.73	2.42	1.48	3.48	2.23	3.74
Return On Indexes Fixed GT (95% FX / 5% C)		0.35	1.49	1.60	1.76	1.25	1.82

Return Comparison



PAST RESULTS ARE NOT INDICATIVE OF FUTURE INVESTMENT RESULTS. FUND DATA IS ON A TRADE DATE BASIS. PERFORMANCE RESULTS ARE GROSS OF MANAGEMENT FEES. RETURNS FOR PERIODS LONGER THAN ONE YEAR ARE ANNUALIZED. MARKET VALUE DOES NOT INCLUDE ACCRUED INCOME.

Statement Period: Mar 01, 2016 Through Mar 31, 2016

Portfolio Statement

Quantity	Description	Market Value	Cost Basis
Cash & Cash Equivalents			
Cash Equivalents			
Citizens Business Bank Mmkt Fund			
307,295.830	CBBMMKFM1 CITIZENS BUSINESS BANK CBB-CITIZENSTRUST SWEEP ACCOUNT	307,295.83	307,295.83
	Total Citizens Business Bank Mmkt Fund	307,295.83	307,295.83
Total	Cash Equivalents	307,295.83	307,295.83
Total	Cash & Cash Equivalents	307,295.83	307,295.83
Fixed Income			
Taxable			
75,000.000	05531FAU7 BB&T CORPORATION DTD 06/29/15 CALL 2.625% 06/29/2020-2020	76,611.00	75,502.70
200,000.000	14912L4X6 CATERPILLAR FINANCIAL SERV CORP DTD 07/29/2011 2.05% 08/01/2016	200,906.00	207,764.00
70,000.000	3130A1CE6 FEDERAL HOME LOAN DTD 03/27/14 2% 12/27/2019	72,193.10	70,920.50
100,000.000	3130A6NA1 FEDERAL HOME LOAN DTD 10/29/15 CALL 1.4% 10/29/2019-2016	100,016.00	100,000.00
100,000.000	3130A6VT1 FEDERAL HOME LOAN US UNSECURED CALLABLE DTD 12/30/15 1.75% 12/30/2019-2016	100,108.00	100,000.00
200,000.000	3130A7GD1 FEDERAL HOME LOAN DTD 03/30/2016 CALL 1.8% 03/30/2021-2016	200,068.00	200,000.00
100,000.000	313380FB8 FEDERAL HOME LOAN BANK DTD 08/09/12 1.375% 09/13/2019	100,991.00	99,667.18
92,682.927	313381BG9 FEDERAL HOME LOAN BANK DTD 11/28/2012 CALL .625% 11/28/2016-2013	92,683.85	92,682.93
25,000.000	313381T88 FEDERAL HOME LOAN BANK DTD 01/17/2013 CALL 1.55% 01/17/2020-2015	24,991.00	24,808.75
75,000.000	3133EC7L2 FEDERAL FARM CREDIT BANK DTD 12/14/2012 CALL 1.29% 06/14/2019-2014	75,000.75	73,208.25
100,000.000	3133EENR7 FEDERAL FARM CREDIT BANK DTD 02/11/2015 CALL 1.73% 02/11/2020-2015	100,003.00	99,700.00

Statement Period: Mar 01, 2016 Through Mar 31, 2016

Portfolio Statement (Continued)

Quantity	Description	Market Value	Cost Basis
Taxable			
100,000.000	3134G3V72 FREDDIE MAC DTD 11/21/2012 CALL 1.62% 11/21/2019-2015	100,039.00	99,890.00
100,000.000	3134G76C0 FREDDIE MAC DTD 11/23/15 CALL 1.2% 11/23/2018-2016	100,016.00	100,000.00
200,000.000	3134G8MZ9 FREDDIE MAC DTD 03/30/2016 CALL 1.85% 03/30/2021-2016	200,252.00	200,250.00
105,000.000	36962G5H3 GENERAL ELECTRIC CAP CORP DTD 10/17/2011 3.35% 10/17/2016	106,443.75	113,211.00
75,000.000	36962G5W0 GENERAL ELECTRIC CAP CORP DTD 04/27/2012 2.3% 04/27/2017	76,155.00	78,075.75
150,000.000	48126EAA5 JPMORGAN CHASE DTD 08/20/2012 2% 08/15/2017	151,479.00	149,340.00
25,000.000	713448BN7 PEPSICO INC DTD 01/14/10 4.5% 01/15/2020	27,832.00	28,169.00
Total	Taxable	1,905,788.45	1,913,190.06
Total	Fixed Income	1,905,788.45	1,913,190.06
Miscellaneous			
Certificates Of Deposit			
Other Banks			
100,000.000	02587DA99 AMERICAN MEDIUM-TERM CD DTD 09/16/15 1.6% 09/17/2018	101,706.42	99,975.00
100,000.000	05580ACZ5 BMW BANK BANK NORTH AMERICA DTD 09/30/15 MEDIUM-TERM CD 2.2% 09/30/2020	104,712.69	99,980.00
100,000.000	14042RAR2 CAPITAL ONE NA MEDIUM-TERM CD DTD 10/07/2015 2.2% 10/07/2020	104,686.32	99,615.00
100,000.000	29266NS32 ENERBANK USA DTD 10/16/2015 MEDIUM-TERM CD 1.75% 10/16/2020	102,702.39	100,000.00
	Total Other Banks	413,807.82	399,570.00
Total	Certificates Of Deposit	413,807.82	399,570.00
Miscellaneous Sundry Assets			
Documents			
1.000	DOC199647 INVESTMENT MANAGEMENT AGREEMENT CITY OF CANYON LAKE A/C# 1035003119	0.00	0.00

Statement Period: Mar 01, 2016 Through Mar 31, 2016

Portfolio Statement (Continued)

Quantity	Description	Market Value	Cost Basis
Documents			
	Total Documents	0.00	0.00
Total	Miscellaneous Sundry Assets	0.00	0.00
Total	Miscellaneous	413,807.82	399,570.00
Grand Total Assets		2,626,892.10	2,620,055.89

Account Activity Summary

	Total Cash	Cost Basis Excluding Cash	Market Value Including Cash
Balances Beginning Of Period	0.00	2,616,397.16	2,631,248.05
Prior Accruals			9,777.53-
Unrealized Appreciation This Period			5,257.34
Current Accruals			8,772.38
Asset Activity	161,540.32-	161,704.55	161,540.32-
Cash Management	158,045.82	158,045.82-	158,045.82
Fees	792.35-	0.00	792.35-
Income	4,286.85	0.00	4,286.85
Realized Gain/loss			164.23
Non Cash Asset Changes		0.00	0.01
Balances End Of Period	0.00	2,620,055.89	2,635,664.48

Transaction Statement

Date	Quantity	Description	Transaction Type	Cash	Cost Basis
03/01/16		Beginning Balance		0.00	2,616,397.16
Income					
Dividends					
03/01/16		CBBMMKFM1 CITIZENS BUSINESS BANK CBB-CITIZENSTRUST SWEEP ACCOUNT	DIVIDEND	50.86	
	Total Dividends			50.86	0.00
Interest					
03/14/16		313380FB8 FEDERAL HOME LOAN BANK DTD 08/09/12 1.375% 09/13/2019 02587DA99	INTEREST RCVD	687.50	
03/16/16		AMERICAN MEDIUM-TERM CD DTD 09/16/15 1.6% 09/17/2018 29266NS32	INTEREST RCVD	797.81	
03/16/16		ENERBANK USA DTD 10/16/2015 MEDIUM-TERM CD 1.75% 10/16/2020 3134G6S53	INTEREST RCVD	139.04	
03/16/16		FREDDIE MAC DTD 06/16/15 CALL 1.75% 12/16/2019-2015	INTEREST RCVD	437.50	

Statement Period: Mar 01, 2016 Through Mar 31, 2016

Transaction Statement (Continued)

Date	Quantity	Description	Transaction Type	Cash	Cost Basis
03/30/16		05580ACZ5 BMW BANK BANK NORTH AMERICA DTD 09/30/15 MEDIUM-TERM CD 2.2 % 09/30/2020	INTEREST RCVD	1,096.99	
03/30/16		3134G7UY5 FREDDIE MAC DTD 09/30/15 CALL 2 % 09/30/2020-2015	INTEREST RCVD	1,000.00	
03/31/16		3130A43J9 FEDERAL HOME LOAN BANK DTD 02/20/15 CALL 1.75 % 02/20/2020-2015	INTEREST RCVD	77.15	
Total Interest				4,235.99	0.00
Total Income				4,286.85	0.00
Asset Activity					
Assets Purchased					
03/30/16	200,000.000	3134G8MZ9 FREDDIE MAC DTD 03/30/2016 CALL 1.85 % 03/30/2021-2016	BUY	200,250.00-	200,250.00
03/30/16	200,000.000	3130A7GD1 FEDERAL HOME LOAN DTD 03/30/2016 CALL 1.8 % 03/30/2021-2016	BUY	200,000.00-	200,000.00
Total Assets Purchased				400,250.00-	400,250.00
Assets Sold					
03/16/16	100,000.000-	3134G6S53 FREDDIE MAC DTD 06/16/15 CALL 1.75 % 12/16/2019-2015	REDEEMED	100,000.00	99,859.00-
03/30/16	100,000.000-	3134G7UY5 FREDDIE MAC DTD 09/30/15 CALL 2 % 09/30/2020-2015	REDEEMED	100,000.00	100,000.00-
03/31/16	38,709.680-	3130A43J9 FEDERAL HOME LOAN BANK DTD 02/20/15 CALL 1.75 % 02/20/2020-2015	REDEEMED	38,709.68	38,686.45-
Total Assets Sold				238,709.68	238,545.45-
Total Asset Activity				161,540.32-	161,704.55
Other Asset Activity					
Asset Withdrawal					
03/29/16	0.003-	3130A43J9 FEDERAL HOME LOAN BANK DTD 02/20/15 CALL 1.75 % 02/20/2020-2015	SEC DELIVERED		
Total Asset Withdrawal				0.00	0.00
Asset Receipt					
03/29/16	0.005	3130A43J9 FEDERAL HOME LOAN BANK DTD 02/20/15 CALL 1.75 % 02/20/2020-2015	SECURITY RCVD		
Total Asset Receipt				0.00	0.00
Total Other Asset Activity				0.00	0.00

Statement Period: Mar 01, 2016 Through Mar 31, 2016

Transaction Statement (Continued)

Date	Quantity	Description	Transaction Type	Cash	Cost Basis
Fees					
03/24/16		MANAGEMENT FEES CITIZENS BUSINESS BANK FOR THE PERIOD ENDING 03/20/2016	DISBURSEMENT	792.35-	
Total Fees				792.35-	0.00
Cash Management					
03/31/16	158,045.820-	CBBMMKFM1 NET CASH MANAGEMENT	NET CASH MGMT	158,045.82	158,045.82-
Total Cash Management				158,045.82	158,045.82-
03/31/16		Ending Balance		0.00	2,620,055.89

Disclosure

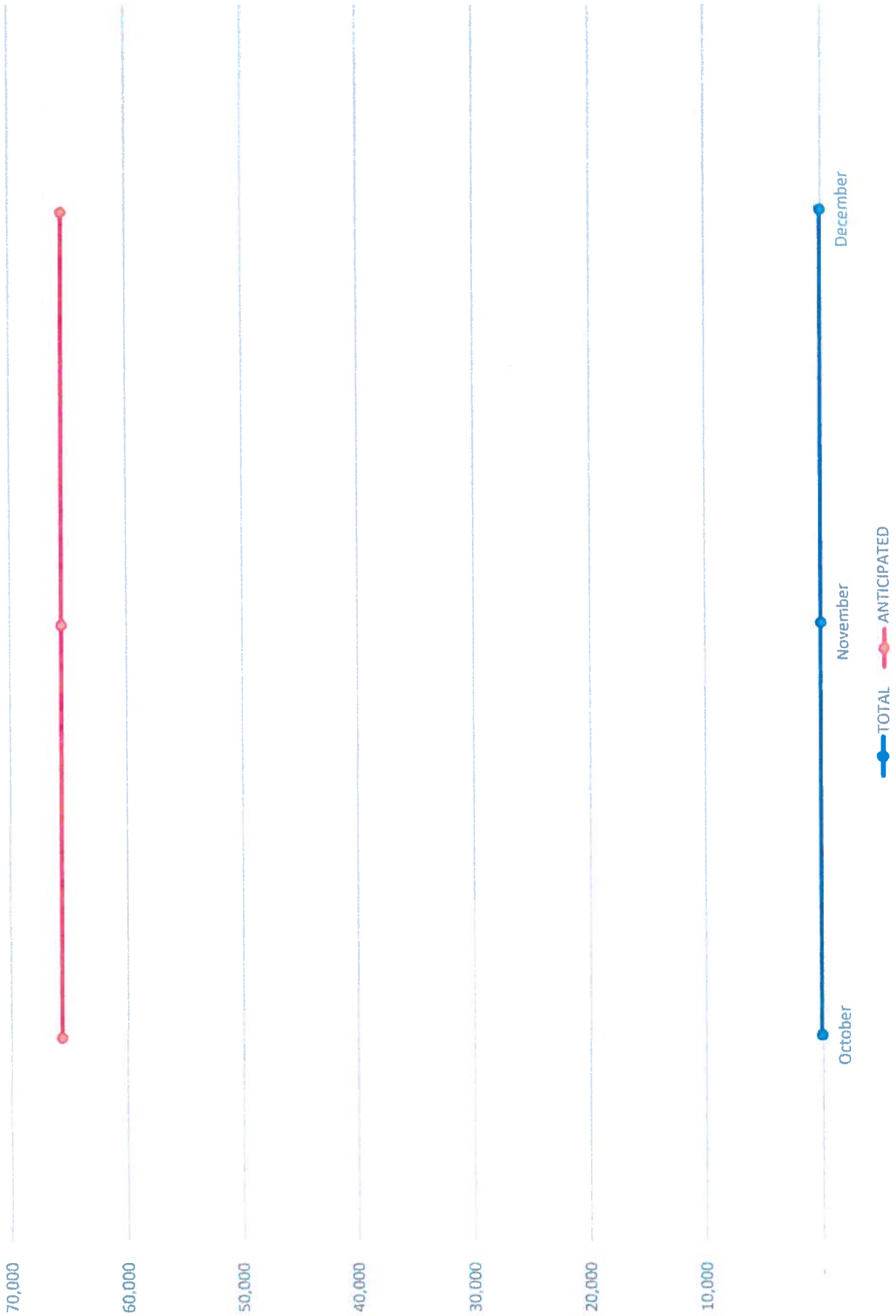
CitizensTrust may receive research and other benefits from Brokers/Dealers which may be considered compensation. Upon request, we will disclose details of any compensation received. We have added an additional benchmark to your performance insert. Call for details.

City of Canyon Lake Utility User Tax
July through December 2016

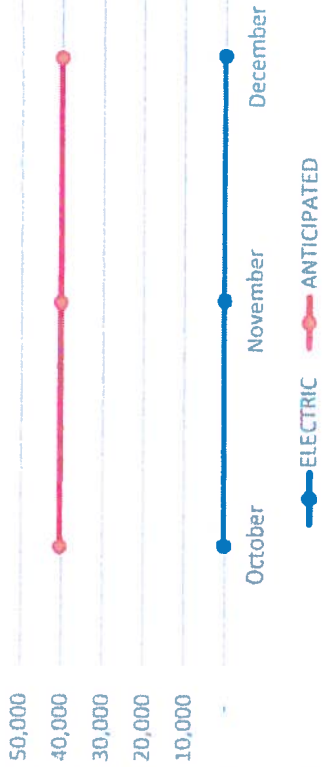
	Jul	Aug	Sept	3rd Quarter	Oct	Nov	Dec	4th Quarter	Total
ELECTRIC	-	-	-	-	-	-	-	-	-
ANTICIPATED	39,927	39,927	39,927	119,781	39,927	39,927	39,927	119,781	239,562
VARIANCE	(\$39,927)	(\$39,927)	(\$39,927)	(\$119,781)	(\$39,927)	(\$39,927)	(\$39,927)	(\$119,781)	(\$239,562)
WATER	-	-	-	-	-	-	-	-	-
ANTICIPATED	9,980	9,980	9,980	29,940	9,980	9,980	9,980	29,940	59,880
VARIANCE	(\$9,980)	(\$9,980)	(\$9,980)	(\$29,940)	(\$9,980)	(\$9,980)	(\$9,980)	(\$29,940)	(\$59,880)
SOLID WASTE	-	-	-	-	-	-	-	-	-
ANTICIPATED	3,466	3,466	3,466	10,398	3,466	3,466	3,466	10,398	20,796
VARIANCE	(\$3,466)	(\$3,466)	(\$3,466)	(\$10,398)	(\$3,466)	(\$3,466)	(\$3,466)	(\$10,398)	(\$20,796)
GAS	-	-	-	-	-	-	-	-	-
ANTICIPATED	107	107	107	321	107	107	107	321	642
VARIANCE	(\$107)	(\$107)	(\$107)	(\$321)	(\$107)	(\$107)	(\$107)	(\$321)	(\$642)
TELECOM	-	-	-	-	-	-	-	-	-
ANTICIPATED	4,580	4,580	4,580	13,740	4,580	4,580	4,580	13,740	27,480
VARIANCE	(\$4,580)	(\$4,580)	(\$4,580)	(\$13,740)	(\$4,580)	(\$4,580)	(\$4,580)	(\$13,740)	(\$27,480)
VIDEO USERS	-	-	-	-	-	-	-	-	-
ANTICIPATED	7,507	7,507	7,507	22,521	7,507	7,507	7,507	22,521	45,042
VARIANCE	(\$7,507)	(\$7,507)	(\$7,507)	(\$22,521)	(\$7,507)	(\$7,507)	(\$7,507)	(\$22,521)	(\$45,042)
TOTAL	-	-	-	-	-	-	-	-	-
ANTICIPATED	65,567	65,567	65,567	196,701	65,567	65,567	65,567	196,701	393,402
VARIANCE	(\$65,567)	(\$65,567)	(\$65,567)	(\$196,701)	(\$65,567)	(\$65,567)	(\$65,567)	(\$196,701)	(\$393,402)

	Jan	Feb	March	April	May	June	July	August	September	October	November	December
total	TOTAL ANTICIPATED	85,136 65,567	83,189 65,567	TOTAL ANTICIPATED 65,567	65,567	65,567	TOTAL ANTICIPATED 65,567	65,567	65,567	TOTAL ANTICIPATED 65,567	65,567	65,567
elec	ELECTRIC ANTICIPATED	42,259 39,927	45,260 39,927	ELECTRIC ANTICIPATED 39,927	39,927	39,927	ELECTRIC ANTICIPATED 39,927	39,927	39,927	ELECTRIC ANTICIPATED 39,927	39,927	39,927
CR&R	WATER ANTICIPATED	24,378 9,980	20,312 9,980	WATER ANTICIPATED 9,980	9,980	9,980	WATER ANTICIPATED 9,980	9,980	9,980	WATER ANTICIPATED 9,980	9,980	9,980
	SOLID WASTE ANTICIPATED	3,466	3,466	SOLID WASTE ANTICIPATED 3,466	3,466	3,466	SOLID WASTE ANTICIPATED 3,466	3,466	3,466	SOLID WASTE ANTICIPATED 3,466	3,466	3,466
	GAS ANTICIPATED	256 107	230 107	GAS ANTICIPATED 107	107	107	GAS ANTICIPATED 107	107	107	GAS ANTICIPATED 107	107	107
	TELECOM ANTICIPATED	12,050 4,580	11,470 4,580	TELECOM ANTICIPATED 4,580	4,580	4,580	TELECOM ANTICIPATED 4,580	4,580	4,580	TELECOM ANTICIPATED 4,580	4,580	4,580
	VIDEO USERS ANTICIPATED	6,193 7,507	5,897 7,507	VIDEO USERS ANTICIPATED 7,507	7,507	7,507	VIDEO USERS ANTICIPATED 7,507	7,507	7,507	VIDEO USERS ANTICIPATED 7,507	7,507	7,507

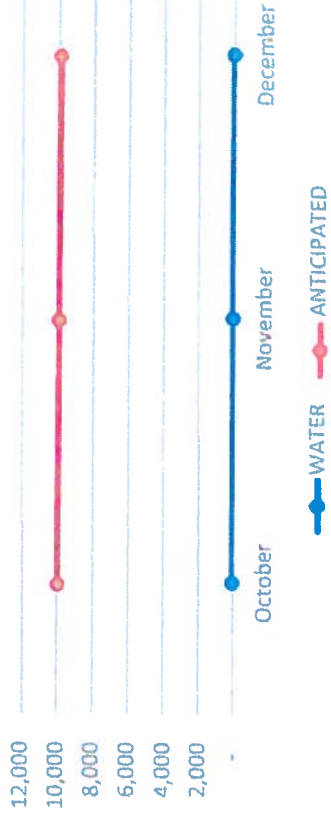
TOTAL UTILITY USERS TAX - OCTOBER - DECEMBER 2016



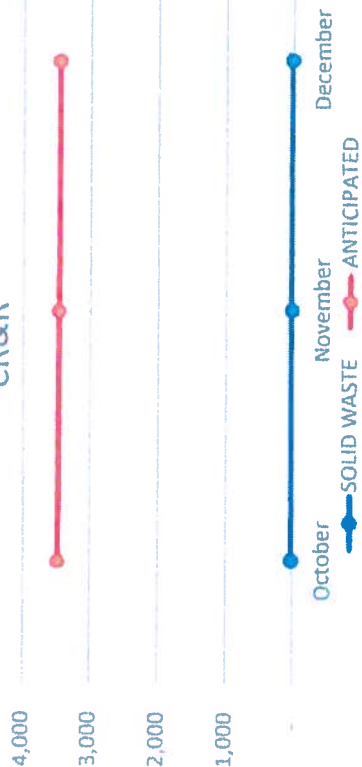
ELECTRIC



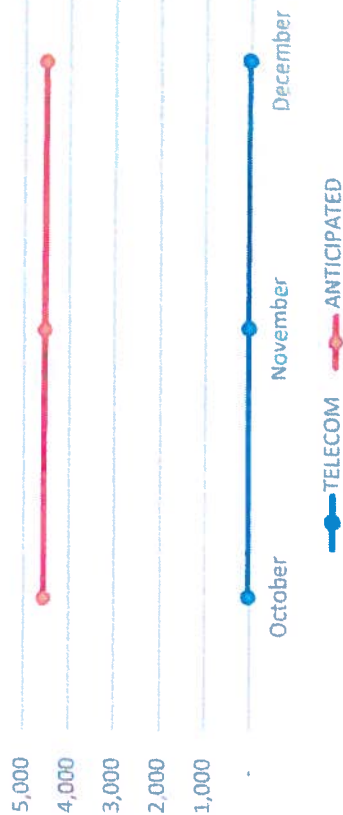
WATER



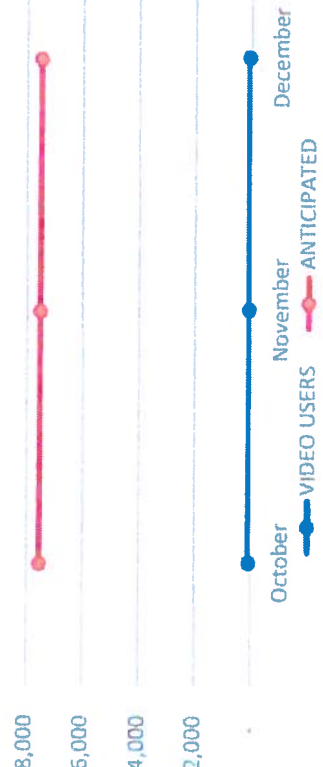
CR&R



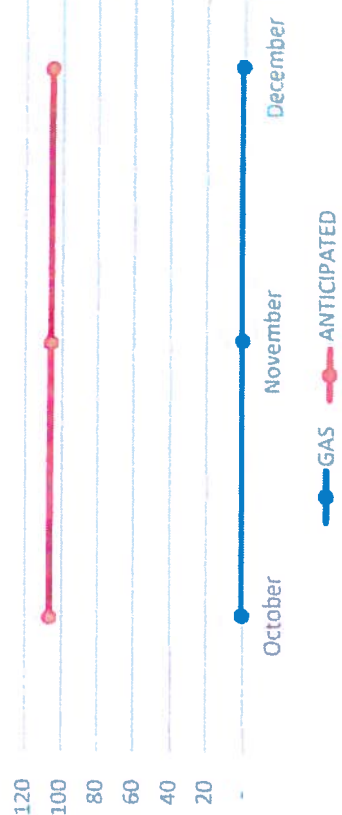
TELECOM



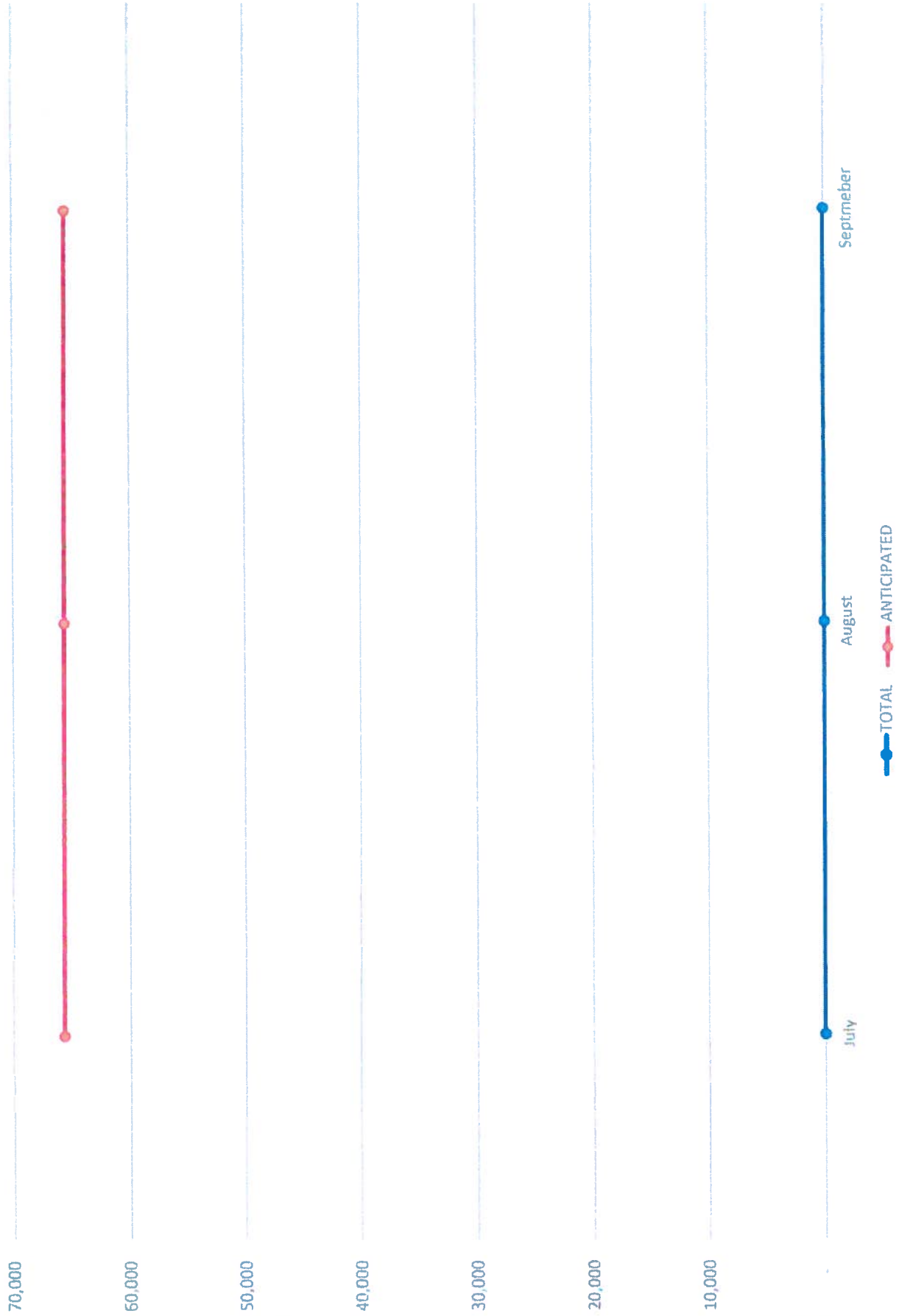
VIDEO USERS



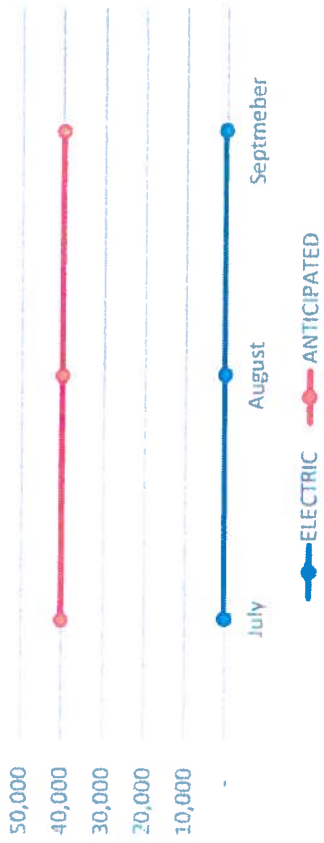
GAS



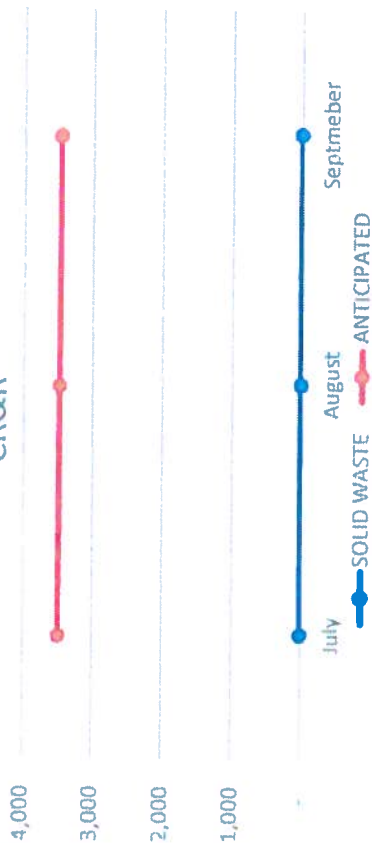
TOTAL UTILITY USERS TAX - JULY TO SEPTEMBER 2016



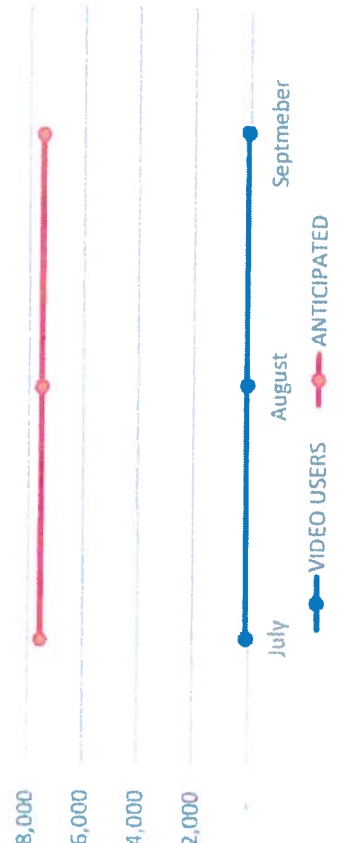
ELECTRIC




CR&R




VIDEO USERS




WATER



TELECOM



GAS

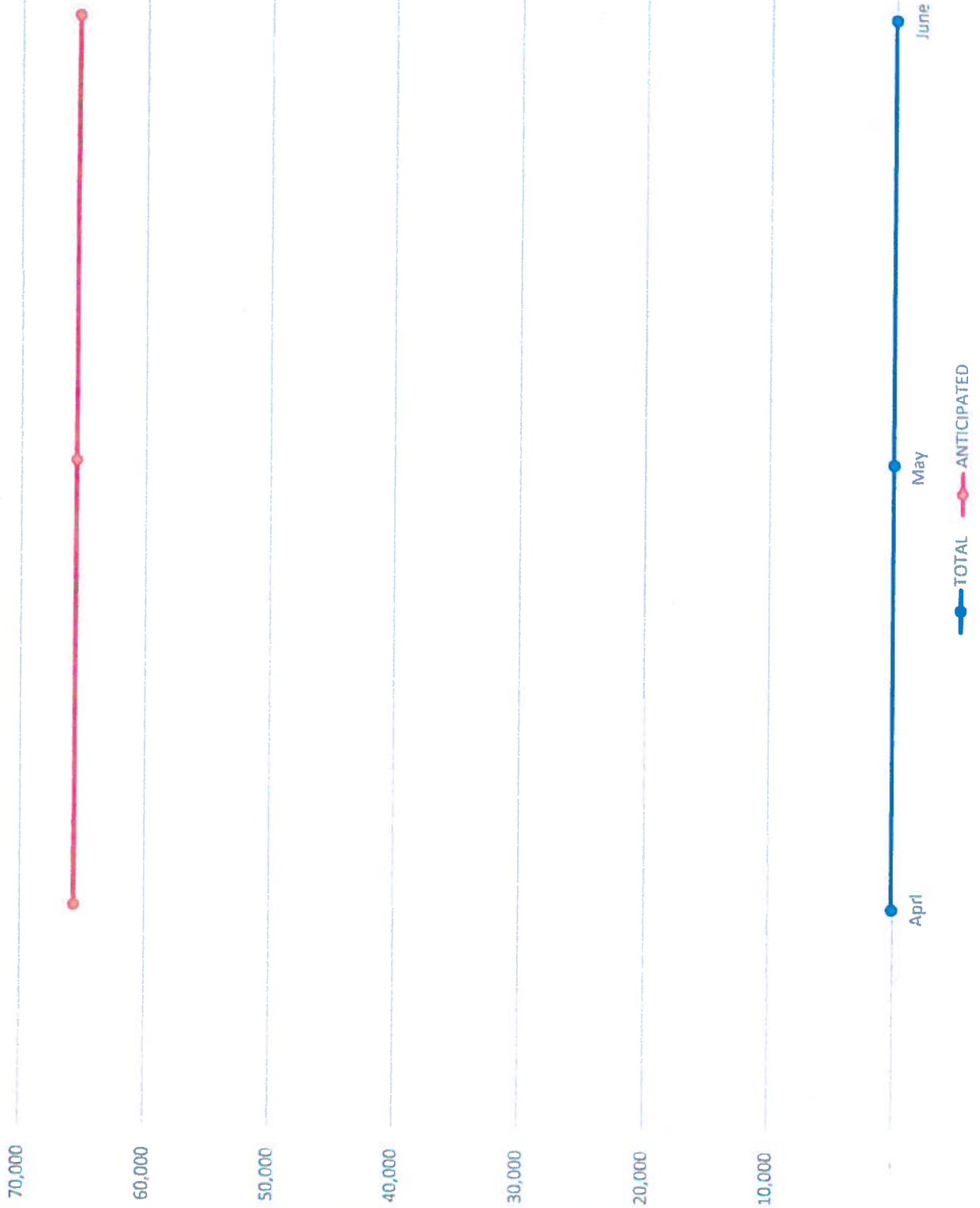


City of Canyon Lake Utility User Tax

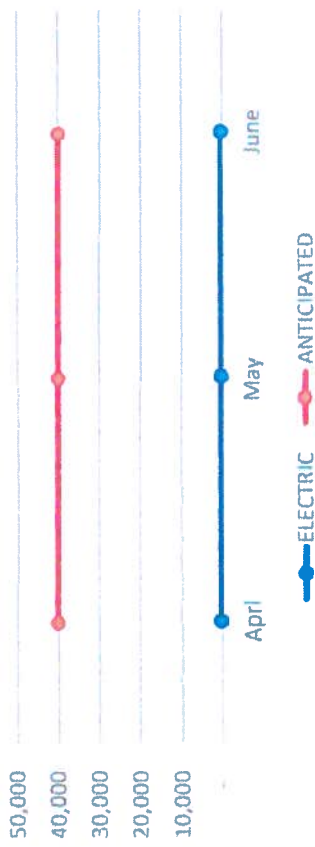
January through June 2016

	Jan	Feb	Mar	1st Quarter			Jun	2nd Quarter	Total
				Apr	May				
ELECTRIC	\$42,259	\$45,260	\$0	\$87,519	\$0	\$0	\$0	\$0	\$87,519
ANTICIPATED	\$39,927	\$39,927	\$39,927	\$119,781	\$39,927	\$39,927	\$39,927	\$119,781	\$239,562
VARIANCE	\$2,332	\$5,333	(\$39,927)	(\$32,262)	(\$39,927)	(\$39,927)	(\$39,927)	(\$119,781)	(\$152,043)
WATER	\$24,378	\$20,332	\$0	\$44,710	\$0	\$0	\$0	\$0	\$44,710
ANTICIPATED	\$9,980	\$9,980	\$9,980	\$29,940	\$9,980	\$9,980	\$9,980	\$29,940	\$59,880
VARIANCE	\$14,398	\$10,352	(\$9,980)	\$14,770	(\$9,980)	(\$9,980)	(\$9,980)	(\$29,940)	(\$15,171)
SOLID WASTE	\$0	\$0	\$0	\$0	\$0	\$0	\$0	\$0	\$0
ANTICIPATED	\$3,466	\$3,466	\$3,466	\$10,398	\$3,466	\$3,466	\$3,466	\$10,398	\$20,796
VARIANCE	(\$3,466)	(\$3,466)	(\$3,466)	(\$10,398)	(\$3,466)	(\$3,466)	(\$3,466)	(\$10,398)	(\$20,796)
GAS	\$256	\$230	\$0	\$487	\$0	\$0	\$0	\$0	\$487
ANTICIPATED	\$107	\$107	\$107	\$321	\$107	\$107	\$107	\$321	\$642
VARIANCE	\$149	\$123	(\$107)	\$166	(\$107)	(\$107)	(\$107)	(\$321)	(\$155)
TELECOM	\$12,050	\$11,470	\$0	\$23,519	\$0	\$0	\$0	\$0	\$23,519
ANTICIPATED	\$4,580	\$4,580	\$4,580	\$13,740	\$4,580	\$4,580	\$4,580	\$13,740	\$27,480
VARIANCE	\$7,470	\$6,890	(\$4,580)	\$9,779	(\$4,580)	(\$4,580)	(\$4,580)	(\$13,740)	(\$3,961)
VIDEO USERS	\$6,193	\$5,897	\$0	\$12,090	\$0	\$0	\$0	\$0	\$12,090
ANTICIPATED	\$7,507	\$7,507	\$7,507	\$22,521	\$7,507	\$7,507	\$7,507	\$22,521	\$45,042
VARIANCE	(\$1,314)	(\$1,610)	(\$7,507)	(\$10,431)	(\$7,507)	(\$7,507)	(\$7,507)	(\$22,521)	(\$32,952)
TOTAL	\$85,136	\$83,189	\$0	\$168,325	\$0	\$0	\$0	\$0	\$168,325
ANTICIPATED	\$65,567	\$65,567	\$65,567	\$196,701	\$65,567	\$65,567	\$65,567	\$196,701	\$393,402
VARIANCE	\$19,569	\$17,622	(\$65,567)	(\$28,376)	(\$65,567)	(\$65,567)	(\$65,567)	(\$196,701)	(\$225,077)

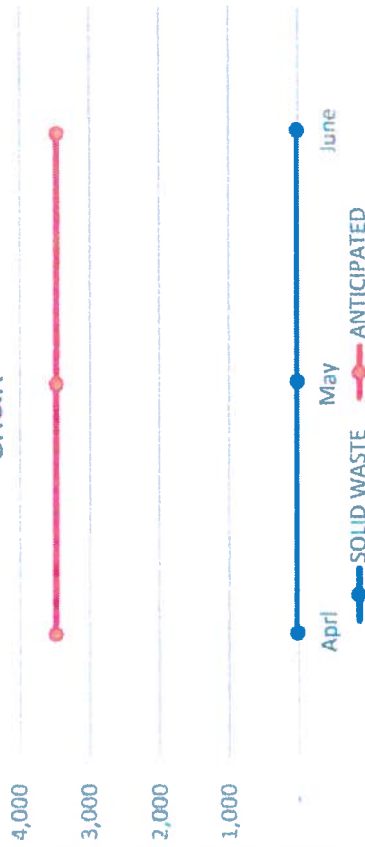
TOTAL UTILITY USERS TAX - APRIL TO JUNE 2015



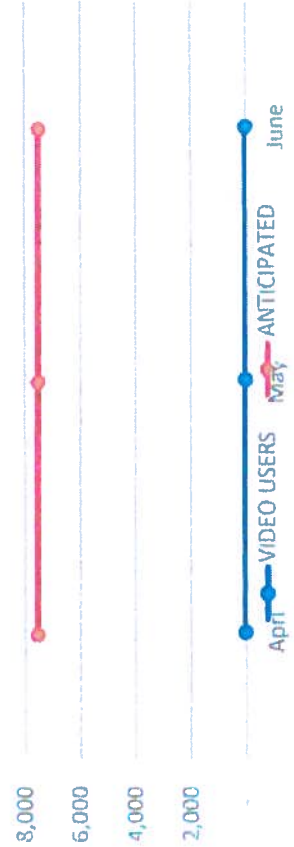
ELECTRIC



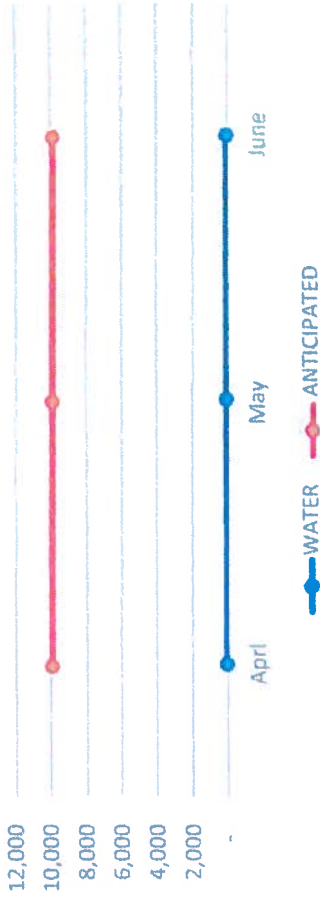
CR&R




VIDEO USERS



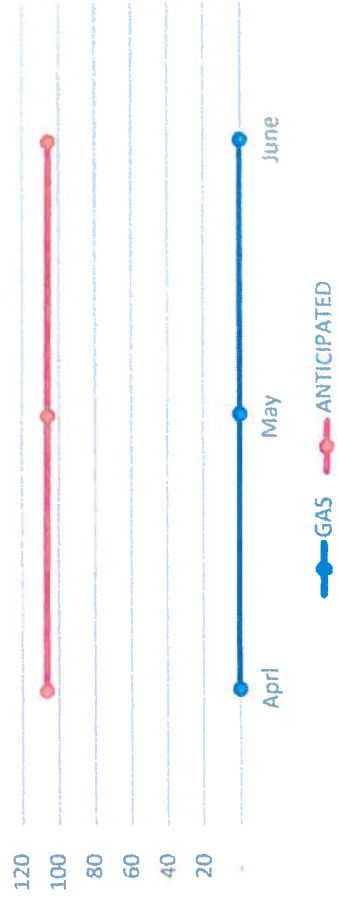
WATER



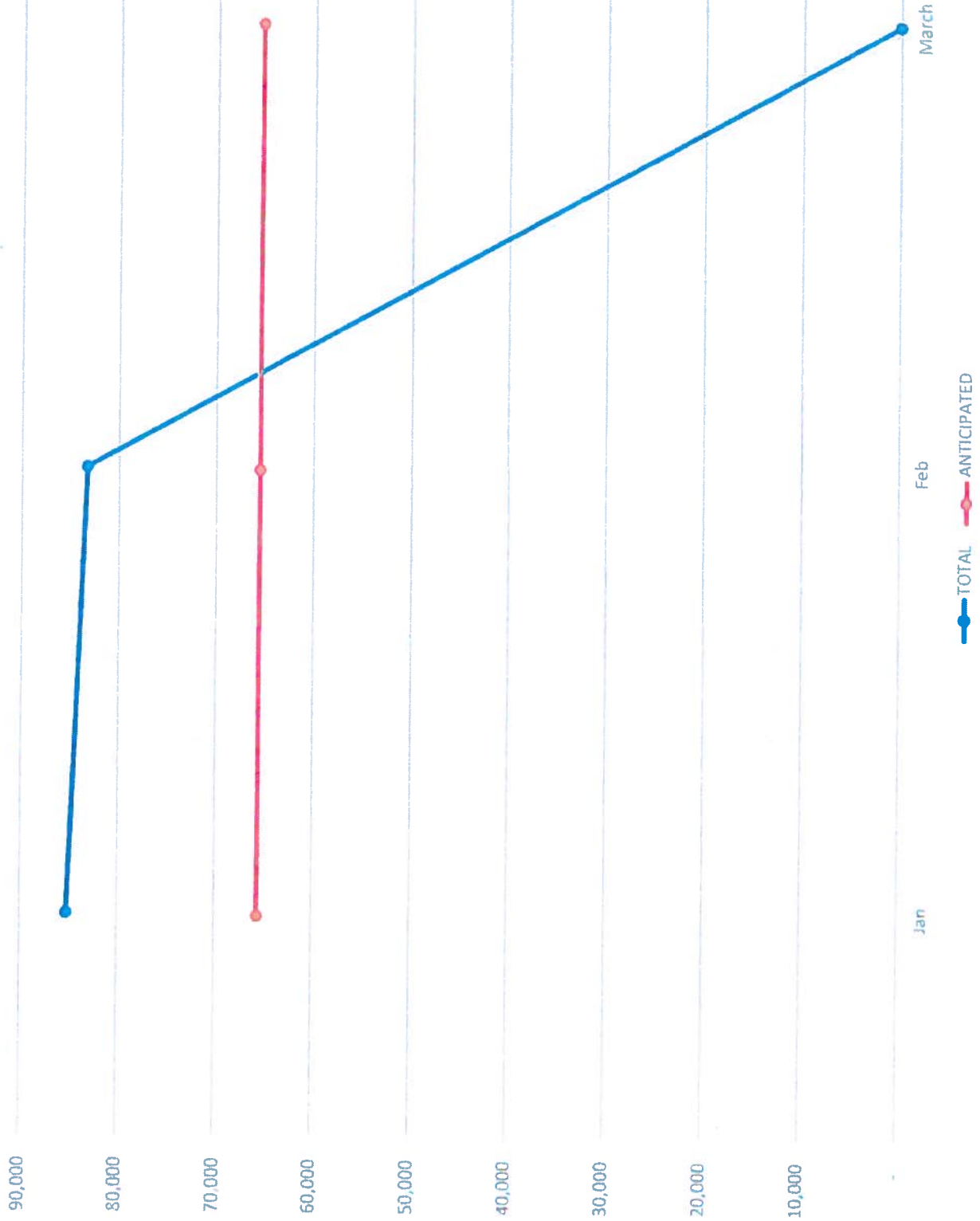
TELECOM

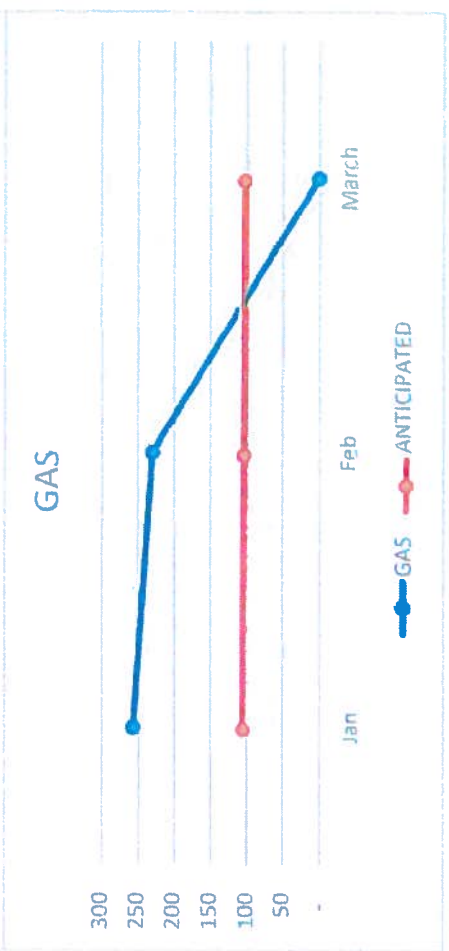
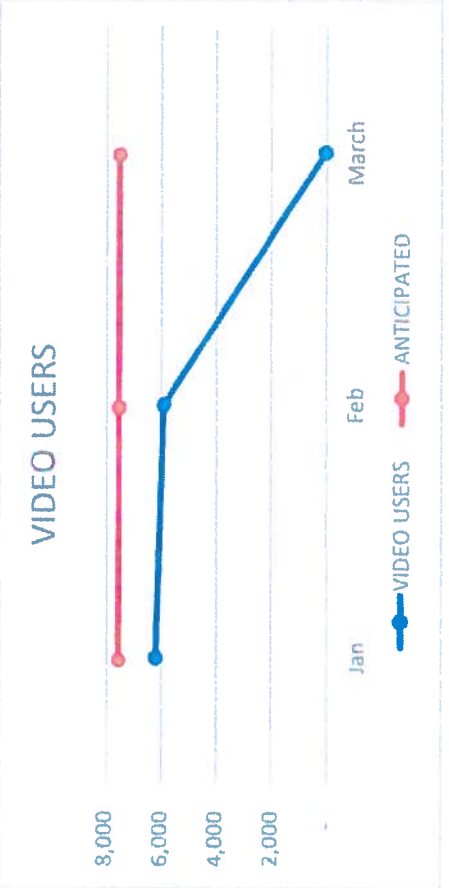
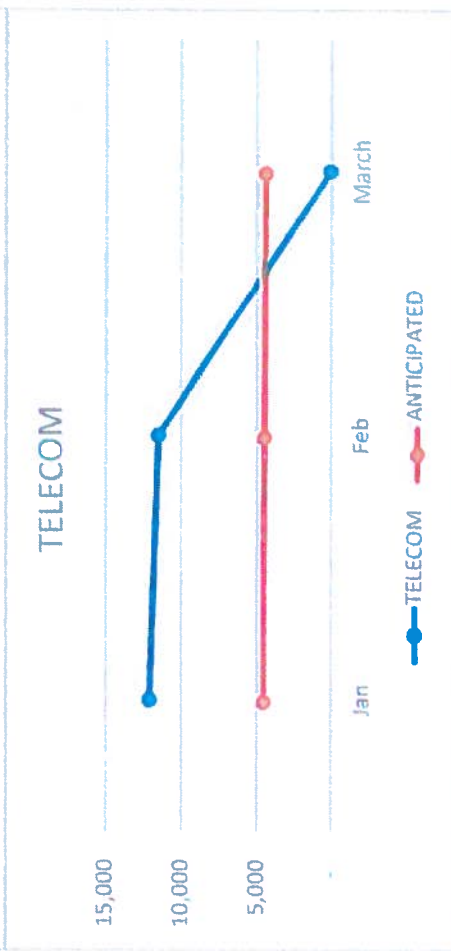
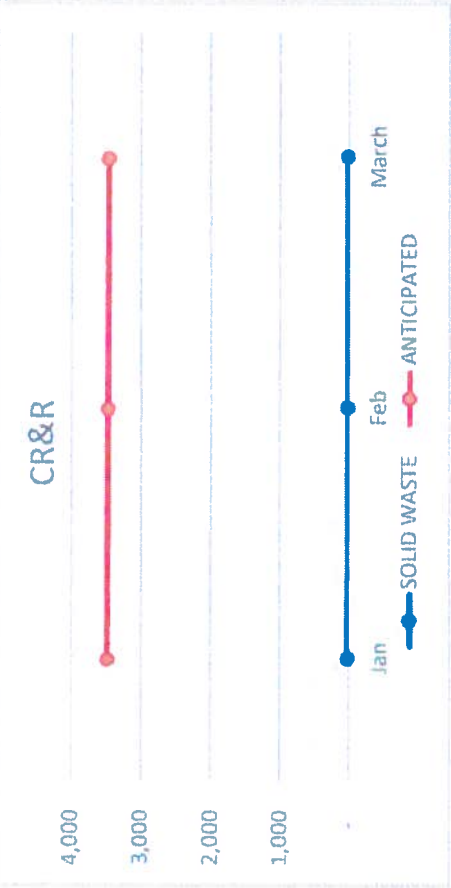
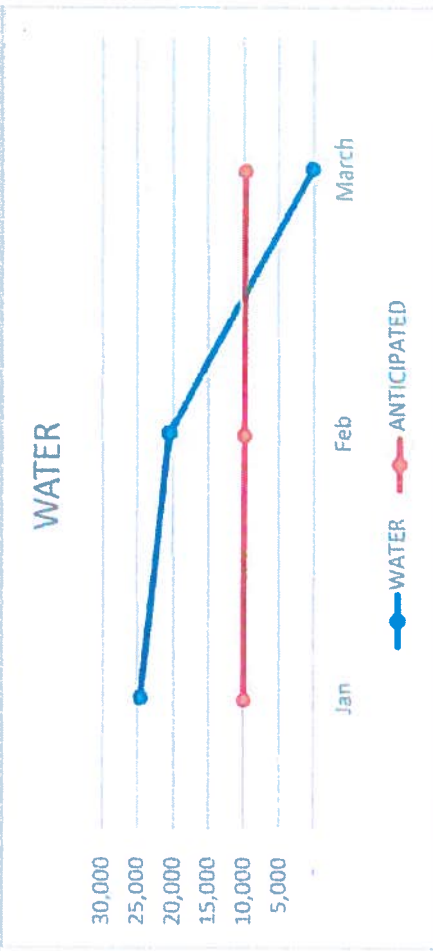
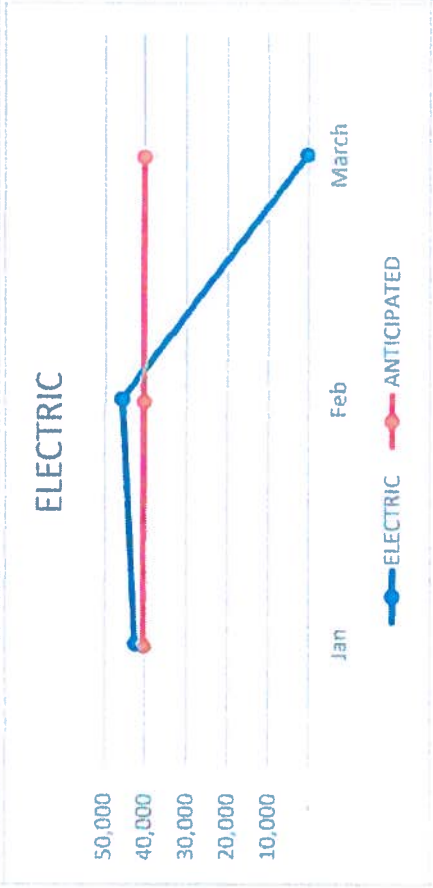


GAS

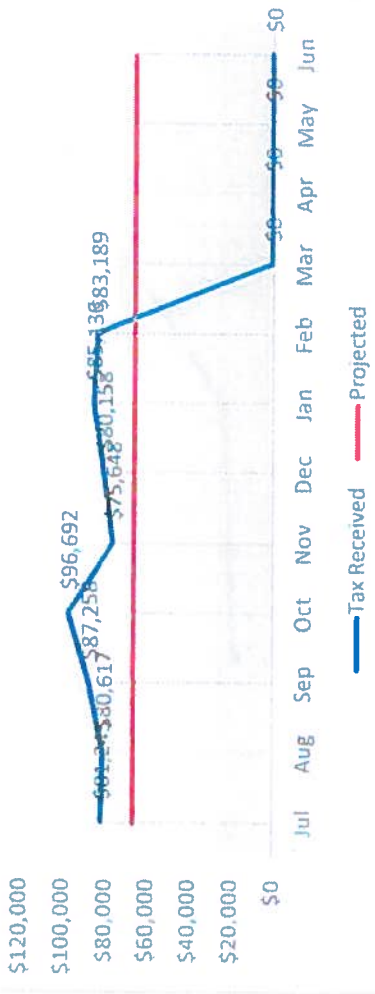


TOTAL UTILITY USERS TAX - JANUARY TO MARCH 2016






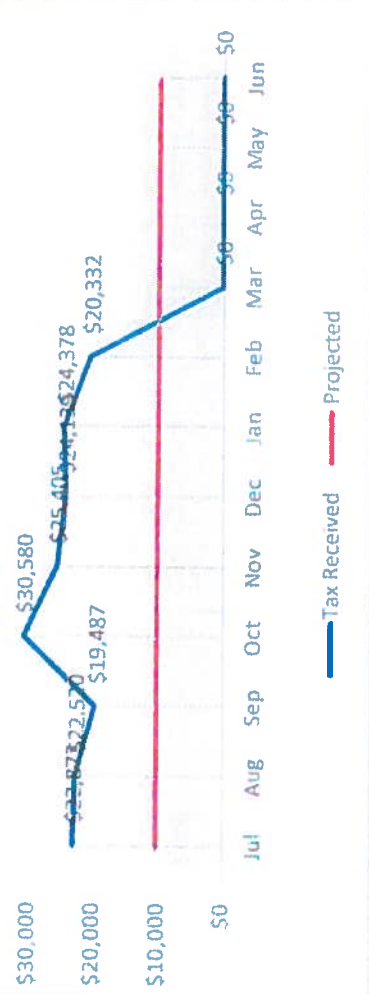
Total UUT




Electricity



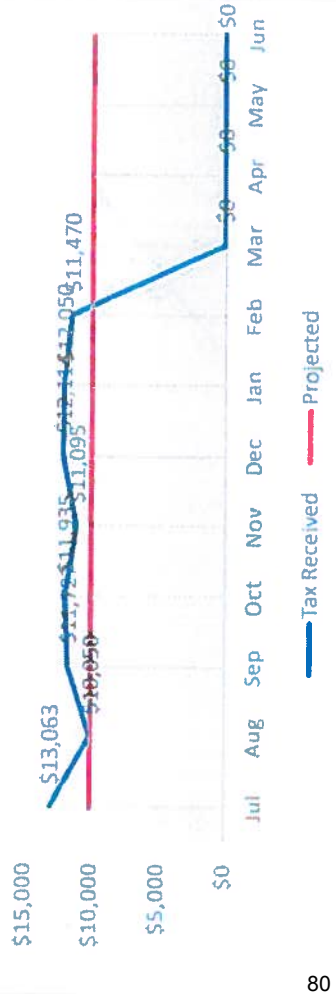
Water



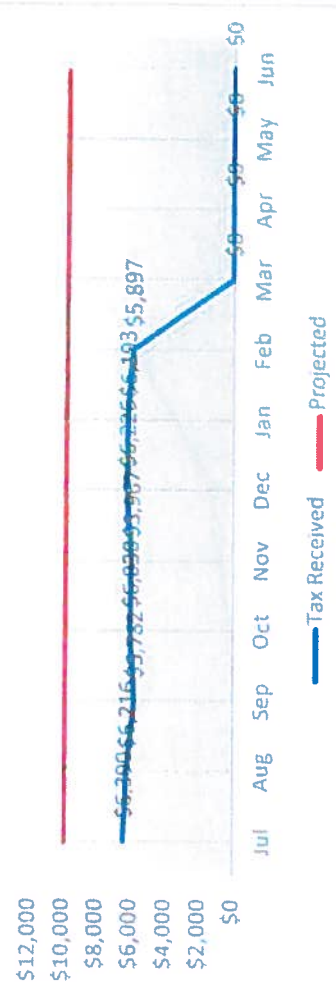
Solid Waste



Telecom



Video

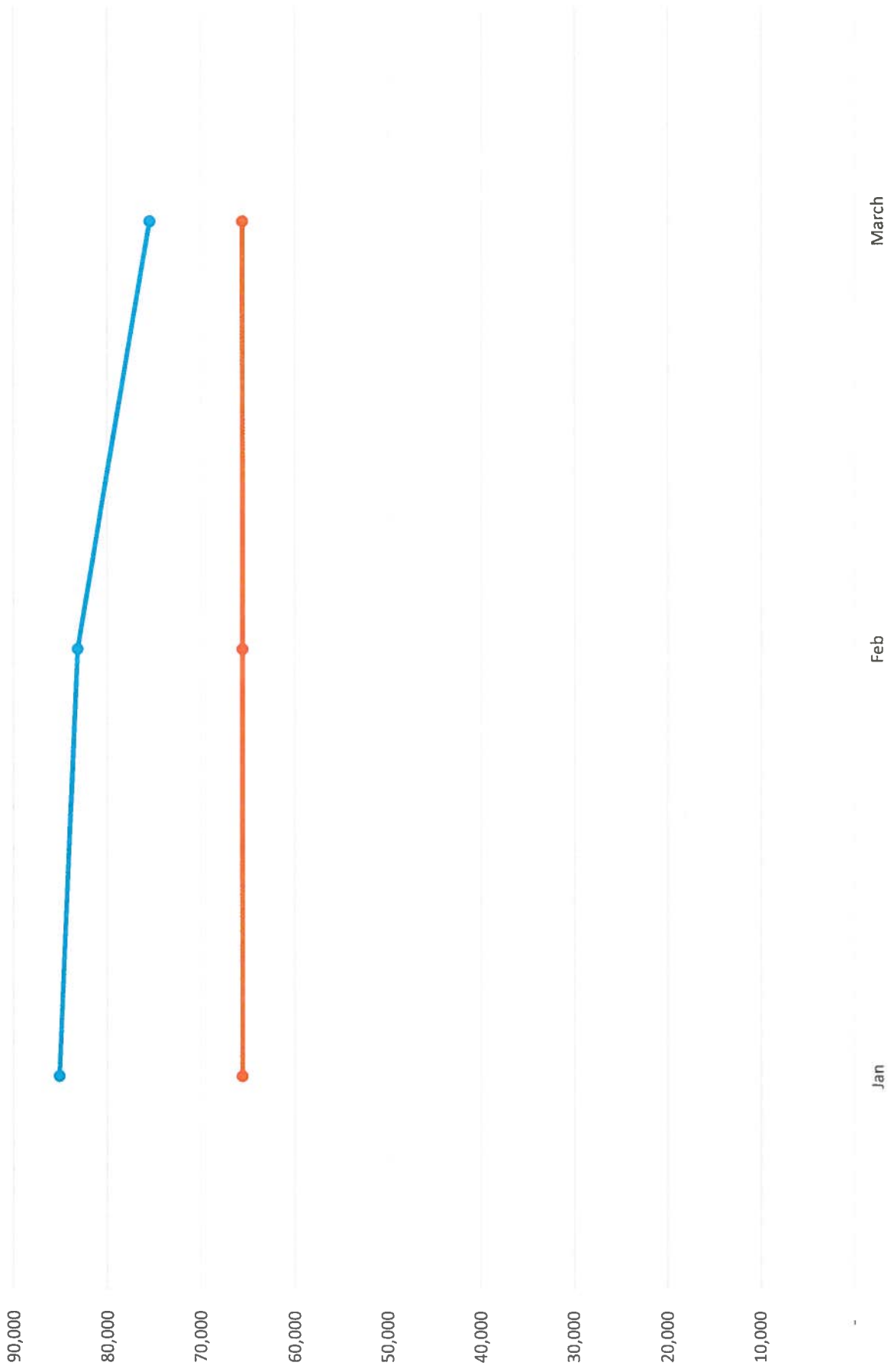


City of Canyon Lake Utility User Tax

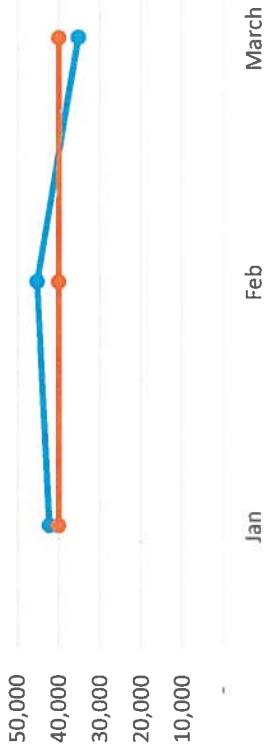
January through June 2016

	Jan	Feb	Mar	1st Quarter			Jun	2nd Quarter	Total
				Apr	May				
ELECTRIC	\$42,259	\$45,260	\$35,257	\$122,776	\$0	\$0	\$0	\$0	\$122,776
ANTICIPATED	\$39,927	\$39,927	\$39,927	\$119,781	\$39,927	\$39,927	\$39,927	\$119,781	\$239,562
VARIANCE	\$2,332	\$5,333	(\$4,670)	\$2,995	(\$39,927)	(\$39,927)	(\$39,927)	(\$119,781)	(\$116,786)
WATER	\$24,378	\$20,332	\$21,247	\$65,957	\$0	\$0	\$0	\$0	\$65,957
ANTICIPATED	\$9,980	\$9,980	\$9,980	\$29,940	\$9,980	\$9,980	\$9,980	\$29,940	\$59,880
VARIANCE	\$14,398	\$10,352	\$11,267	\$36,017	(\$9,980)	(\$9,980)	(\$9,980)	(\$29,940)	\$6,077
SOLID WASTE	\$0	\$0	\$0	\$0	\$0	\$0	\$0	\$0	\$0
ANTICIPATED	\$3,466	\$3,466	\$3,466	\$10,398	\$3,466	\$3,466	\$3,466	\$10,398	\$20,796
VARIANCE	(\$3,466)	(\$3,466)	(\$3,466)	(\$10,398)	(\$3,466)	(\$3,466)	(\$3,466)	(\$10,398)	(\$20,796)
GAS	\$256	\$230	\$163	\$650	\$0	\$0	\$0	\$0	\$650
ANTICIPATED	\$107	\$107	\$107	\$321	\$107	\$107	\$107	\$321	\$642
VARIANCE	\$149	\$123	\$56	\$329	(\$107)	(\$107)	(\$107)	(\$321)	\$8
TELECOM	\$12,050	\$11,470	\$12,674	\$36,193	\$0	\$0	\$0	\$0	\$36,193
ANTICIPATED	\$4,580	\$4,580	\$4,580	\$13,740	\$4,580	\$4,580	\$4,580	\$13,740	\$27,480
VARIANCE	\$7,470	\$6,890	\$8,094	\$22,453	(\$4,580)	(\$4,580)	(\$4,580)	(\$13,740)	\$8,713
VIDEO USERS	\$6,193	\$5,897	\$6,124	\$18,214	\$0	\$0	\$0	\$0	\$18,214
ANTICIPATED	\$7,507	\$7,507	\$7,507	\$22,521	\$7,507	\$7,507	\$7,507	\$22,521	\$45,042
VARIANCE	(\$1,314)	(\$1,610)	(\$1,383)	(\$4,307)	(\$7,507)	(\$7,507)	(\$7,507)	(\$22,521)	(\$26,828)
TOTAL	\$85,136	\$83,189	\$75,465	\$243,790	\$0	\$0	\$0	\$0	\$243,790
ANTICIPATED	\$65,567	\$65,567	\$65,567	\$196,701	\$65,567	\$65,567	\$65,567	\$196,701	\$393,402
VARIANCE	\$19,569	\$17,622	\$9,898	\$47,089	(\$65,567)	(\$65,567)	(\$65,567)	(\$196,701)	(\$149,612)


TOTAL UTILITY USERS TAX - JANUARY TO MARCH 2016



ELECTRIC



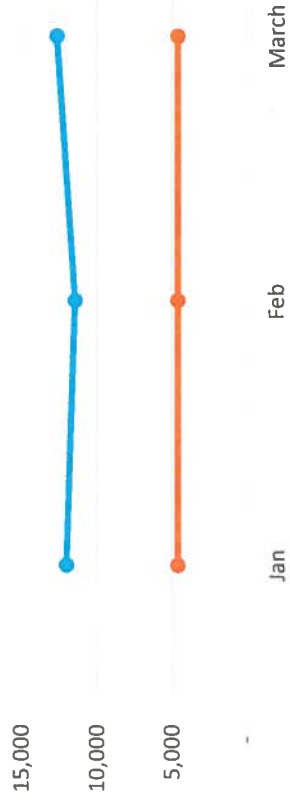
WATER



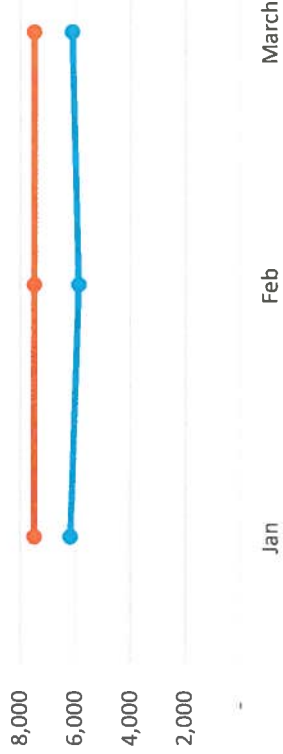
CR&R




TELECOM



VIDEO USERS



GAS



Electric	Jan	Feb	Mar	Apr	May	Jun	Jul	Aug	Sep	Oct	Nov	Dec	Total
Constellation New Energy, Inc	18.22	-	21.32										39.54
Southern California Edison	42,240.50	45,260.48	35235.41										122,736.39
	42,258.72	45,260.48	35,256.73	-	-	-	-	-	-	-	-	-	122,775.93

Mailed in a Zero Return

Water	Jan	Feb	Mar	Apr	May	Jun	Jul	Aug	Sep	Oct	Nov	Dec	Total
EMWD	2,059.16	1,678.79	1,772.08										5,510.03
EVMWD	22,318.62	18,652.93	19,475.23										60,446.78
	24,377.78	20,331.72	21,247.31	-	-	-	-	-	-	-	-	-	65,956.81

CR&R	Jan	Feb	Mar	Apr	May	Jun	Jul	Aug	Sep	Oct	Nov	Dec	Total
CR&R													

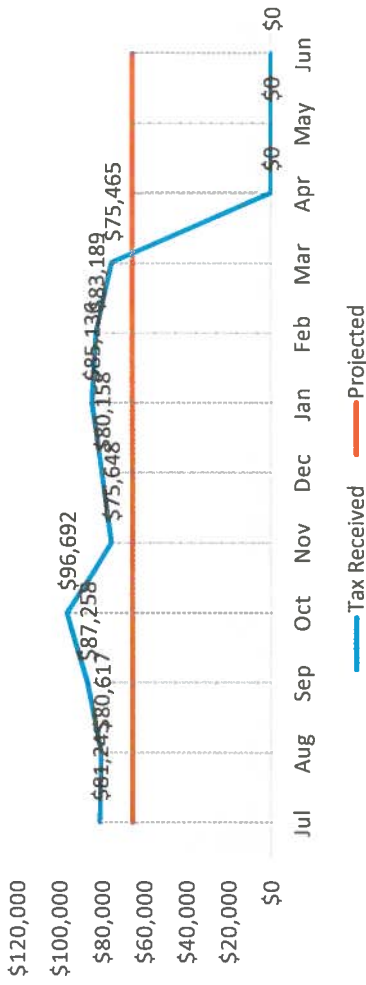
Gas	Jan	Feb	Mar	Apr	May	Jun	Jul	Aug	Sep	Oct	Nov	Dec	Total
The Gas Company	243.45	223.60	157.96										
Xoom Energy, LLC	12.91	6.63	5.35										
Total	256.36	230.23	163.31	-	-	-	-	-	-	-	-	-	649.90

Telecom	Jan	Feb	Mar	Apr	May	Jun	Jul	Aug	Sep	Oct	Nov	Dec	Total
AT&T Corp	63.81	62.07	67.99										193.87
Century Link Communications	0.92	0.88	0.88										2.68
Compliance Solutions - GreatCall, Inc. dba Jitterbug	49.63	55.24	50.03										154.90
Compliance Solutions - Nextiva, Inc.	24.95	25.43	25.34										75.72
Compliance Solutions - Ready Wireless, LLC	1.51	1.51	1.51										4.53
Compliance Solutions - SpectroTel, Inc.	-	-	-										-
Crickit Wireless LLC	16.89	12.45	13.42										42.76
Flash Wireless, LLC c/o Avalara, Inc. (FKA Extax Services)	4.51	4.51	4.51										13.53
Granite Tele LLC	2.81	2.80	2.80										8.41
iWireless	-	-	-										-
Level 3 Communications LLC	2.21	2.90	2.73										7.84
Los Angeles SMSA Limited Part	4,366.17	4,184.66	4,253.82										12,804.65
MCI Communications Services, Inc	35.47	18.25	23.43										77.15
MetroPCS California, LLC	27.76	28.06	33.10										88.92
New Cingular Wireless PCS LLC	3,319.36	3,182.86	3,665.35										10,167.57
Spok, Inc	-	-	-										-
Sprint Communications	4.65	4.68	116.71										126.04
Sprint Spectrum	47.07	75.45	43.59										166.11
Sprint Telephony PCS, LP Wireless Post Paid	2,035.95	1,579.79	2,108.34										5,724.08
Sprint Telephony PCS, LP CA Prepaid Wireless MTS Surcharge	170.96	306.09	504.70										981.75
Star2star Communications	7.49	7.49	7.49										22.47
T-Mobile West	1,167.42	1,193.17	1,114.07										3,474.66
TWC Digital Phone LLC													-
U.S. Telepacific Corp.	91.52	91.68	91.09										274.29
Utility Telecom Group, Inc. (UTG)	22.82	21.82	22.64										67.28
Utility Telephone, Inc													-
Verizon Long Distance, LLC	462.15	444.32	333.47										1,239.94
Virgin Mobile USA, LP	69.61	109.89	134.75										314.25
Vonage American c/o Extax Servic	48.36	48.48	46.22										143.06
Vonage Business Solutions c/o Extax	5.61	5.26	5.71										16.58
	12,049.61	11,469.74	12,673.69										35,878.79

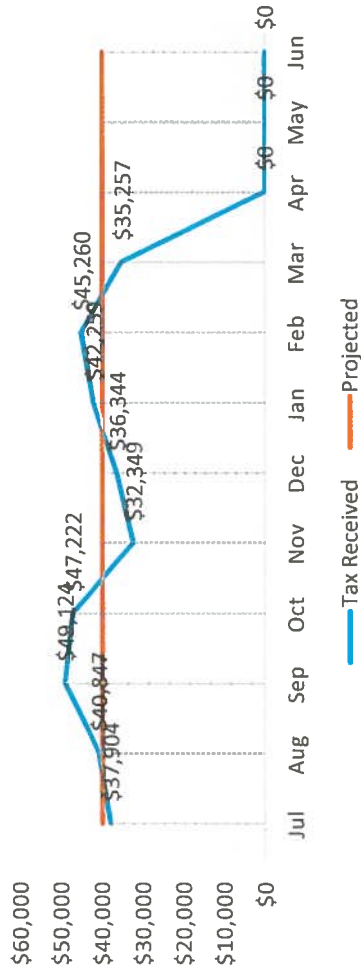
Sent in a zero report

Video Users	Jan	Feb	Mar	Apr	May	Jun	Jul	Aug	Sep	Oct	Nov	Dec	Total
Frontier California, Inc			5,039.86										5,039.86
Verizon California, Inc	5,104.57	4,815.28											9,919.85
Time Warner Cable Business LLC	33.95	33.95	33.95										101.85
Time Warner Cable Info Services (CA) LLC	1,054.72	1,047.80	1,050.21										3,152.73
	6,193.24	5,897.03	6,124.02	-	-	-	-	-	-	-	-	-	18,214.29

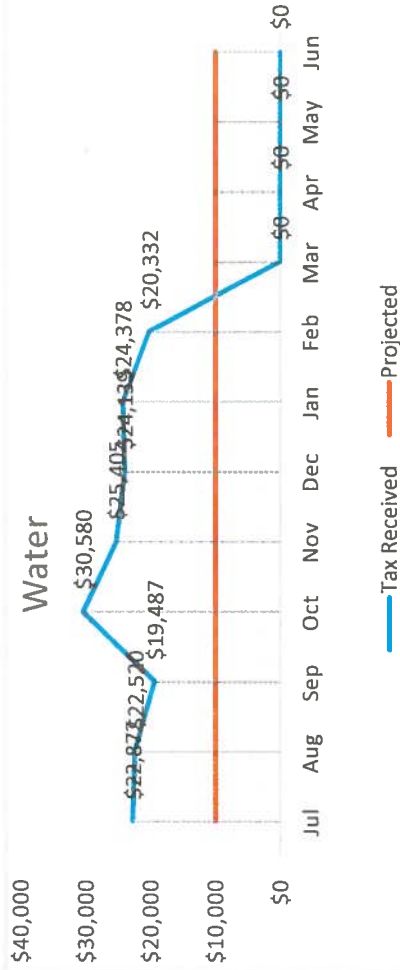
Total UUT



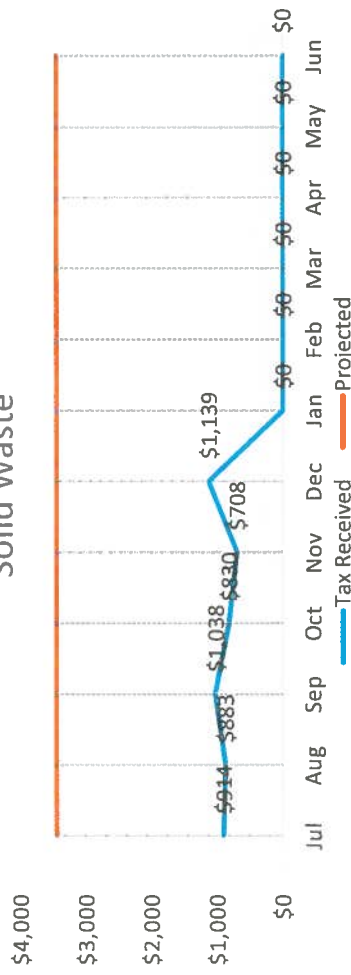
Electricity



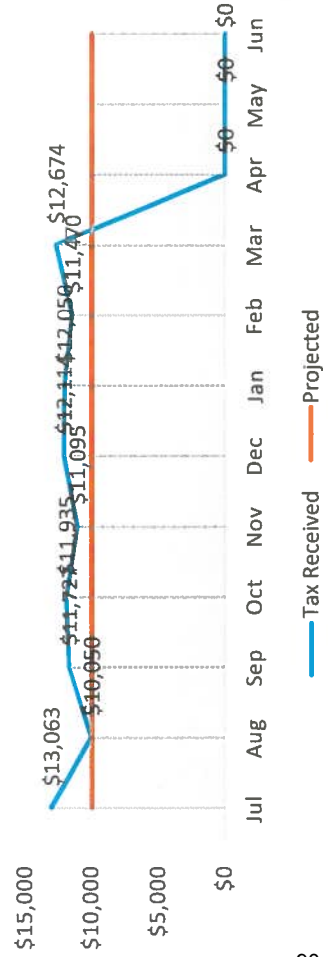
Water



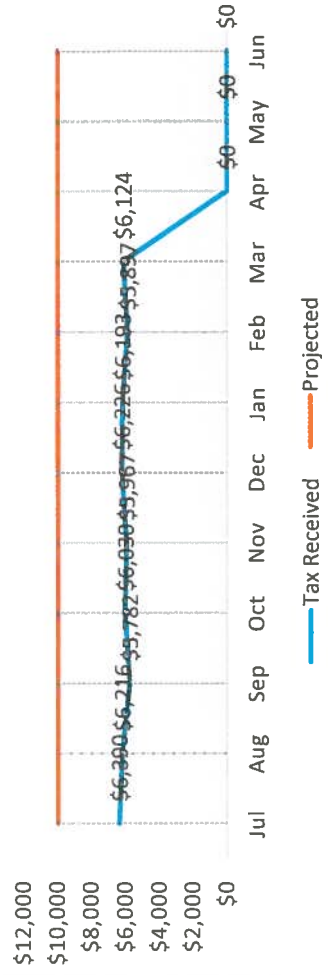
Solid Waste



Telecom



Video



Electric	Jan	Feb	Mar	Apr	May	Jun	Jul	Aug	Sep	Oct	Nov	Dec	Total
Constellation New Energy, Inc	18.22	-	-	-	-	-	-	-	-	-	-	-	18.22
Southern California Edison	42,240.50	45,260.48	-	-	-	-	-	-	-	-	-	-	87,500.98
	42,258.72	45,260.48	-	-	-	-	-	-	-	-	-	-	87,519.20

Mailed in a Zero Return

Water	Jan	Feb	Mar	Apr	May	Jun	Jul	Aug	Sep	Oct	Nov	Dec	Total
EMWD	2,059.16	1,678.79											3,737.95
EVMWD	22,318.62	18,652.93											40,971.55
	24,377.78	20,331.72											44,709.50

CR&R	Jan	Feb	Mar	Apr	May	Jun	Jul	Aug	Sep	Oct	Nov	Dec	Total
CR&R													

Gas	Jan	Feb	Mar	Apr	May	Jun	Jul	Aug	Sep	Oct	Nov	Dec	Total
The Gas Company	243.45	223.60											
Xoom Energy, LLC	12.91	6.63											
Total	256.36	230.23	-	-	-	-	-	-	-	-	-	-	486.59

Telecom	Jan	Feb	Mar	Apr	May	Jun	Jul	Aug	Sep	Oct	Nov	Dec	Total
AT&T Corp	63.81	62.07											125.88
Century Link Communications	0.92	0.88											1.80
Compliance Solutions - GreatCall, Inc. dba Jitterbug	49.63	55.24											104.87
Compliance Solutions - Nextiva, Inc.	24.95	25.43											50.38
Compliance Solutions - Ready Wireless, LLC	1.51	1.51											3.02
Compliance Solutions - Spectrotel, Inc.	-	-											-
Crickit Wireless LLC	16.89	12.45											29.34
Flash Wireless, LLC c/o Avalara, Inc. (FKA Extax Services)	4.51	4.51											9.02
Granite Tele LLC	2.81	2.80											5.61
iWireless	-	-											-
Level 3 Communications LLC	2.21	2.90											5.11
Los Angeles SMSA Limited Part	4,366.17	4,184.66											8,550.83
MCI Communications Services, Inc	35.47	18.25											53.72
MetroPCS California, LLC	27.76	28.06											55.82
New Cingular Wireless PCS LLC	3,319.36	3,182.86											6,502.22
Spok, Inc	-	-											-
Sprint Communications	4.65	4.68											9.33
Sprint Spectrum	47.07	75.45											122.52
Sprint Telephony PCS, LP Wireless Post Paid	2,035.95	1,579.79											3,615.74
Sprint Telephony PCS, LP CA Prepaid Wireless MTS Surcharge	170.96	306.09											477.05
StarZstar Communications	7.49	7.49											14.98
T-Mobile West	1,167.42	1,193.17											2,360.59
TWC Digital Phone LLC													
U.S. Telepacific Corp.	91.52	91.68											183.20
Utility Telecom Group, Inc. (UTG)	22.82	21.82											44.64
Utility Telephone, Inc													
Verizon Long Distance, LLC	462.15	444.32											906.47
Virgin Mobile USA, LP	69.61	109.89											179.50
Vonage American c/o Extax Servic	48.36	48.48											96.84
Vonage Business Solutions c/o Extax	5.61	5.26											10.87
	12,049.61	11,469.74											23,339.85

Sent in a zero report

Video Users	Jan	Feb	Mar	Apr	May	Jun	Jul	Aug	Sep	Oct	Nov	Dec	Total
Verizon California, Inc	5,104.57	4,815.28											9,919.85
Time Warner Cable Business LLC	33.95	33.95											67.90
Time Warner Cable Info Services (CA) LLC	1,054.72	1,047.80											2,102.52
	6,193.24	5,897.03	-	-	-	-	-	-	-	-	-	-	12,090.27